



**OREGON STATE**™

**B A S E B A L L**


**2013**



# **NCAA College World Series Guide**

**June 15-26, 2013**

**Omaha, Neb.**



## Table Of Contents

### Oregon State Baseball 2013 Regional Guide

Page	Topic
2	Oregon State Information
2	Oregon State NCAA Regional Notes
3	Oregon State Roster

### The Team

Page	Topic
4	Head Coach Pat Casey
6	Assistant Coach Pat Bailey
6	Assistant Coach Andy Jenkins
7	Assistant Coach Nate Yeskie
7	Support Staff
8	Career Statistics
11	Player Bios

### 2013 In Review

Page	Topic
24	Oregon State Game-By-Game Results
25	Oregon State Overall Statistics
26	Oregon State Pac-12 Statistics
27	Oregon State Non-Conference Statistics
28	Postseason Statistics
29	At A Glance
30	2013 Oregon State Honors
31	Record By Order/Position
31	Batter Breakdown
31	Inning-By-Inning
32	Pitching Breakdown
33	Pitching Appearances
35	Lineups By Order
36	Lineups By Position
37	Team/Individual Superlatives
37	The Last Time
38	Oregon State Home Statistics
39	Oregon State Road Statistics
40	Oregon State Neutral Statistics
41	Oregon State February Statistics
42	Oregon State March Statistics
43	Oregon State April Statistics
44	Oregon State May Statistics
45	Oregon State June Statistics
46	Oregon State Box Scores

### Oregon State Postseason History

Page	Topic
62	2007 Trip To Omaha
64	2006 Trip To Omaha
66	2005 Trip To Omaha
68	1952 Trip To Omaha
69	Postseason Review
70	All-Time OSU Postseason Results
72	Oregon State Postseason Superlatives

## Covering The Beavers

The Oregon State Athletics Communications office appreciates your interest in the 2013 Oregon State baseball team. Please contact Assistant Director for Athletic Communications Hank Hager for any media needs concerning the Oregon State baseball team. He can be reached by email at [hank.hager@oregonstate.edu](mailto:hank.hager@oregonstate.edu) or by calling the Oregon State at (541) 737-7472.

The following is a set of guidelines for covering the club during the postseason.

### Postseason Guide

Please note that this postseason guide is being furnished for members of the media to provide information regarding the Oregon State baseball team and the postseason. These bound copies are intended for media use only. A set of .pdfs can be found on [osubeavers.com](http://osubeavers.com) for media and public use.

### Game Notes

A set of Oregon State game notes will be made available to members of the media prior to each game. To be included on the Oregon State baseball e-mail list in order to receive the notes prior to the game, please contact Hank Hager. Notes will also be posted on the home of Oregon State Athletics, [osubeavers.com](http://osubeavers.com).

### Interviews

All coach and student-athlete interviews must be arranged through Hank Hager. On gamedays, head coach Pat Casey, his assistants and members of the team will be available shortly after the game's conclusion per the host site's regulations. Please note that during the postseason, interviews at the field prior to the game will not be permitted, with exception. Note that interview requests are not guaranteed due to player and team schedules. Please request any non post-game interviews at least 24 hours in advance.

DO NOT contact any players without the consent of Hank Hager. Player numbers will not be furnished to members of the media or general public.

### Internet

The online home of Oregon State Athletics, [osubeavers.com](http://osubeavers.com), is the place to go for all Oregon State baseball information, including a team roster and bios, schedule, live stats links, updated game notes and statistics.

### Athletic Communications Information

Phone.....(541) 737-3072  
 Fax ..... (541) 737-3020  
 Web site..... [www.osubeavers.com](http://www.osubeavers.com)  
 Mailing Address..... 209 Gill Coliseum  
 Corvallis, OR 97331  
 Hager Cell..... (541) 230-0611  
 Hager Office .....(541) 737-7472  
 E-Mail..... [hank.hager@oregonstate.edu](mailto:hank.hager@oregonstate.edu)

## NCAA Regional Guide Credits

The 2013 Oregon State University NCAA Super Regional Guide was designed, written, and produced by Hank Hager of the Oregon State Athletic Communications Office. The cover photographs were taken by Ethan Erickson and Dave Nishitani in the Oregon State Athletic Communications Office.

**Oregon State Facts**

Location	Corvallis, Oregon
Enrollment	24,977
Founded	1868
President	Dr. Edward Ray
Athletic Director	Bob De Carolis
Colors	Orange and black
Nickname	Beavers
Affiliation	NCAA Division I
Conference	Pac-12
University website	www.oregonstate.edu
Athletics website	www.osubeavers.com

**Baseball**

Head coach	Pat Casey (19th year)
Record at OSU	668-387-4 (19 years)
OSU winning percentage	.633
Career record	839-500-5 (26 years)
Career winning percentage	.626
Assistant coaches	Pat Bailey (6th year) Andy Jenkins (2nd year) Nate Yeskie (5th year)
Director of operations	Ron Northcutt
Northcutt office phone	(541) 737-0598
Athletic Trainer	Josh Therrien
Strength & Conditioning Coach	Chris Anderson

**2012 Season**

2012 overall record	40-20
Home record	18-6
Road record	15-13
Neutral record	7-1
2012 Pac-12 record	18-12 (T-4th place)

**2013 Season**

Lettermen returning/lost	23/7
Position players	13/5
Pitchers	10/2
Starters returning/lost	8/1
All-conference returning/lost	2/0
All-Americans returning/lost	1/0
First varsity season	1907
All-time record	2,150-1,397-15 (.606)

**Goss Stadium At Coleman Field**

Ballpark	Goss Stadium at Coleman Field
Opened (capacity)	1907 (3,248)
Left field	330 ft. (14-ft. fence)
Left-centerfield	365 ft. (8-ft. fence)
Center field	400 ft. (8-ft. fence)
Right-centerfield	365 ft. (8-ft. fence)
Right field	330 ft. (8-ft. fence)
Press box phone	(541) 737-7475

**Radio**

Radio	Beaver Sports Network
Online radio	Beaver Nation Online (osubeavers.com)
Primary Play-By-Play	Mike Parker

**2013 Oregon State NCAA College World Series Notes****Beavers In The College World Series**

Oregon State advances to the College World Series for the fifth time in school history and fourth time under head coach Pat Casey. The Beavers have previously played in the Series in 1952, 2005, 2006 and 2007. They became just the fifth team in NCAA history to repeat as NCAA champions in 2006 and 2007 and the first from a "Northern" school.

**College World Series Opener**

Oregon State opens the College World Series Saturday against Mississippi State at 12 p.m. PT on ESPN2. The Beavers and Bulldogs will be the first game at the College World Series. The winner takes on either Indiana or Louisville on Monday at 5 p.m. PT, with the two losing squads playing at 12 p.m. on Monday.

**Postseason History**

Oregon State is making its 14th visit to the postseason since the program's first season in 1907. The Beavers carry a 45-27 (.625) postseason record into the World Series, with the current head coach, Pat Casey, claiming 40 of those victories. Oregon State's visit is the team's fifth consecutive, which has extended the program's record stretch. Oregon State is 11-6 all-time in the College World Series, with all 11 wins coming under head coach Pat Casey.

**Against Our Bracket**

Oregon State has very little history against teams on its side of the bracket. The Beavers have never faced Louisville nor Mississippi State, whom the Beavers will open up the World Series with. Oregon State is 1-0 all-time against Indiana, defeating the Hoosiers, 7-5, in the seventh game of the 2011 season. OSU is 9-1 all-time against Big East clubs, 15-7 against the Big Ten and 18-15 against the Southeastern Conference.

**In Omaha Under Pat Casey**

As stated above, the Beavers are 11-4 all-time in Omaha under head coach Pat Casey. OSU went 0-2 in 2005 before losing to Miami in the opening game of the 2006 Tournament. The Beavers then went on a four-game win streak, defeating Georgia, Miami and Rice (twice) before winning the final two games against North Carolina for the first title. In 2007, Oregon State swept through Rosenblatt Stadium, defeating Cal State Fullerton, Arizona State and UC Irvine before defeating North Carolina in two games for the title. Oregon State trailed just one inning in 2007.

**Neutral**

Oregon State is 5-0 in neutral-site games this season, last playing in one on May 8 against Portland in Salem, Ore. The Beavers won their other four against Utah Valley, Gonzaga and UC Riverside (twice) at the season-opening Palm Springs Tournament.

**They Call Him A Sophomore Now**

Andrew Moore may be the hottest pitcher in the nation as the freshman right-hander has won nine consecutive games. His 14 wins are tied for the most in the nation with Vanderbilt's Tyler Beede. Moore sports a 1.36 earned run average and has thrown 12 quality starts in 16 starts this season. He also has a save in his one outing in relief.

**Well, The Starters Have All Been Good**

The Oregon State starting staff, which consists of Andrew Moore, Matt Boyd and Ben Wetzler, has been perhaps the strongest in the nation. The trio has gone 33-5 this season. They've also combined for 35 quality starts in 47 starts.

**How The Beavers Did It**

Oregon State enters the College World Series with 50 victories, tying the 2006 club for the most in a single-season. The Beavers won 45 games in the regular season, topping the 40-win plateau for just the second time, behind the 2005 club's 41 regular-season victories. Oregon State went 24-6 in Pac-12 Conference play, and the Beavers' .800 winning percentage marked the best ever by a league team since the then-Pac-10 unified prior to the 1999 season.

**In The Postseason**

Oregon State swept through the NCAA Corvallis Regional, defeating UTSA, UC Santa Barbara and Texas A&M. OSU then stayed at home to host Kansas State, losing in game one before coming back to win the last two games. With those two victories, the Beavers improved to 14-5 under head coach Pat Casey in elimination games.

**Home Attendance**

Oregon State broke home single-game modern attendance records during the season, including twice during the Corvallis Super Regional. The club averaged 2,676 per home date in 2013, breaking the school record by nearly 400 fans per game. Oregon State played in front of 11 crowds in excess of 3,000 at home this season.

**On Sunday**

Big key for the team's success? OSU has gone 16-0 on Sunday dates this season.

## 2013 Oregon State Roster

### Coaches And Support Staff

5	Pat Casey	Head Coach (19th year)
27	Pat Bailey	Assistant Coach (6th year)
2	Andy Jenkins	Assistant Coach (2nd year)
21	Nate Yeskie	Assistant Coach (5th year)
42	Aaron Mathews	Undergraduate Assistant Coach
	Dylan Jones	Undergraduate Assistant Coach

Ron Northcutt	Director of Operations
Patrick McLaughlin	Assistant Director of Operations
Josh Therrien	Athletic Trainer
Chris Anderson	Strength & Conditioning Coach
Ryley Croghan	Manager
Peyton Gastellum	Manager
Brian Richardson	Manager

No.	Pitchers (16)	Pos.	B/T	Yr.	Ht.	Wt.	Hometown	Previous School
29	Bauer, Clay	RHP	R/R	Jr.	6'6"	211	Livermore, Calif.	Livermore/College of San Mateo
31	Boyd, Matt	LHP	L/L	Sr.	6'3"	217	Mercer Island, Wash.	Eastside Catholic
22	Brocker, Cole	RHP	R/R	Sr.	6'2"	219	Appleton, Wis.	Kimberly/Sacramento City College
36	Bryant, Tony	RHP	R/R	Sr.	6'7"	221	Kennewick, Wash.	Kennewick
41	Child, Dan	RHP	R/R	Jr.	6'5"	225	Rocklin, Calif.	Jesuit
10	Davis, Dylan	RHP/OF	R/R	So.	6'0"	210	Redmond, Wash.	Redmond
19	Engelbrekt, Max	LHP	L/L	Fr.	6'3"	197	Seattle, Wash.	Bishop Blanchet
11	Fry, Jace	LHP	L/L	So.	6'0"	194	Beaverton, Ore.	Southridge
18	Jackson, Brandon	RHP	R/R	Jr.	6'0"	185	Roseburg, Ore.	Roseburg
23	Moore, Andrew	RHP	R/R	Fr.	5'11"	180	Eugene, Ore.	North Eugene
25	Painton, Tyler	LHP/IF	L/L	Jr.	6'4"	201	Bakersfield, Calif.	Centennial/San Diego/Bakersfield College
44	Reser, Zack	LHP	L/L	So.	6'1"	201	Beaverton, Ore.	Westview
37	Rodriguez, Carlos	LHP	L/L	So.	6'1"	205	Kapolei, Hawaii	Iolani School
24	Schultz, Scott	RHP	R/R	Jr.	6'3"	211	Gig Harbor, Wash.	Gig Harbor
26	Starr, Taylor	RHP	R/R	RSr.	6'2"	210	Longview, Wash.	Kelso
28	Wetzler, Ben	LHP	L/L	Jr.	6'1"	209	Clackamas, Ore.	Clackamas

No.	Catchers (3)	Pos.	B/T	Yr.	Ht.	Wt.	Hometown	Previous School
50	Day, Beau	C	R/R	Jr.	6'0"	230	Gresham, Ore.	Centennial/Clackamas CC/Western Nevada
6	Esposito, Nate	C	R/R	So.	5'10"	190	Granite Bay, Calif.	Granite Bay
13	Rodriguez, Jake	C/IF	R/R	Jr.	5'9"	200	Elk Grove, Calif.	Elk Grove

No.	Infielders (7)	Pos.	B/T	Yr.	Ht.	Wt.	Hometown	Previous School
15	Casper, Jerad	IF	R/R	Jr.	6'0"	204	Maple Valley, Wash.	Tahoma/Bellevue College
16	Clark, Gabe	IF/OF	R/R	Fr.	6'0"	210	Riverside, Calif.	John W. North
9	Hayes, Danny	IF	L/R	Sr.	6'4"	209	Rancho Murieta, Calif.	Jesuit
3	Keyes, Kavin	IF	S/R	Jr.	5'11"	200	Sandy, Utah	Alta
7	Martinez, Paul	IF	L/R	Fr.	5'10"	170	Riverside, Calif.	Arlington
14	Peterson, Andy	IF	R/R	Jr.	5'10"	170	La Palma, Calif.	Kennedy/Santa Ana Junior College
1	Smith, Tyler	IF	R/R	Sr.	6'0"	194	Thousand Oaks, Calif.	Thousand Oaks

No.	Outfielders (9)	Pos.	B/T	Yr.	Ht.	Wt.	Hometown	Previous School
33	Barnes, Ryan	OF/IF	R/R	Sr.	5'11"	205	West Linn, Ore.	West Linn
8	Conforto, Michael	OF	L/R	So.	6'2"	215	Woodinville, Wash.	Redmond
4	Gordon, Max	OF	L/L	Sr.	5'8"	170	Ashland, Ore.	Ashland/Sierra College
40	Hendrix, Jeff	OF	L/R	Fr.	5'11"	181	Corvallis, Ore.	Santiam Christian
30	Howell, Ryan	OF	R/R	So.	5'10"	200	Brentwood, Calif.	Heritage
17	Jansen, Joey	OF	L/L	So.	5'11"	175	Kennewick, Wash.	Kamiakin/Columbia Basin College
35	Matthews, Joey	OF	R/R	Sr.	5'10"	193	Vacaville, Calif.	Vacaville/Sacramento City College
12	Rulli, Nick	OF	R/R	RJr.	6'1"	185	Lake Oswego, Ore.	Lake Oswego/San Joaquin Delta College
20	Yanzick, Zane	OF	R/R	RSr.	6'3"	198	Beaverton, Ore.	Jesuit/Wake Forest

### Pronunciation Guide

Clay **Bauer** ..... Bow-ER  
**Jerad** Casper ..... Jared  
 Michael **Conforto** ..... Con-fort-o

Max **Engelbrekt** ..... Engul-brekt  
 Kavin **Keyes** ..... Kie-z  
 Zack **Reser** ..... Ree-Sir  
 Nick **Rulli** ..... Roo-lee  
 Josh **Therrien** ..... Their-EE-en

Nate **Yeskie** ..... Yes-KEY

## Head Coach Pat Casey



# PAT CASEY

Head Coach • 19th Year

668-387-4 (Oregon State)

839-500-5 (26 years overall)

#5

George Fox, '90

The winningest coach in Oregon State history, Pat Casey has guided the Beavers to their fifth consecutive postseason appearance, a school record.

Casey and the Beavers have advanced in fine fashion. OSU finished the regular season with more than 40 wins for just the second time in school history. The club went through the entire season ranked in the top 10 of Baseball America's top 25 rankings.

Oregon State won its first 15 games of the regular season and later had a 12-game winning streak. It marked the first time since the 2007 season that OSU won 10 or more twice.

The Beavers won the Pac-12 Championship for the third time since the league unified prior to the 1999 season and set a conference record for most wins in league play.

Casey won his 614th career game on May 25, 2012, surpassing Jack Riley as the winningest coach in school history.

Casey's club finished the 2012 season with 40 wins as he and OSU won seven Pac-12 series, going 9-5 against Pac-12 foes who advanced to the postseason.

The Beavers have won 40 games six times in school history, all occurring under Casey.

Casey guided the Beavers to 41 wins during the season in 2011, reaching the 30-win plateau for the 11th time in his 17 seasons in Corvallis.

In doing so, Casey guided the Beavers to their third regional host nomination since 2005, and Oregon State advanced to the postseason for the sixth time in the past seven seasons, the best stretch in the history of the program.

He was named the 2011 Pacific-10 Conference Coach of the Year for the third time, previously reaching the accomplishment in 2005 and 2006.

Casey has guided Oregon State to two national championships and two Pac-10 titles. He has won an outstanding 35 games in the postseason, which accounts for better than 85 percent of the program's all-time NCAA wins.

Arguably one of the most successful active Division-I head coaches in the country, Casey has established a level of winning unrivaled in the program's history.

Prior to the start of the 2010 season, he was named as the top collegiate coach of the last decade by Baseball America in a vote by his peers. The Beavers, meanwhile, were named as the No. 2 program of the decade, trailing only Texas. The Beavers and Casey earned the special recognition after winning back-to-back national championships in 2006 and 2007 and winning Pacific-10 Conference titles in 2005 and 2006.

Perhaps an even more special honor was bestowed upon Casey just prior. He and his wife, Susan, were recipients of the Nell and John Wooden Coaching Achievement Award. The honor goes to a head coach and his spouse for their dedication to success on the field and in making an impact on the lives of their players.

Truly, Pat Casey has been the right person to led Oregon State baseball over the last decade and a half.

In the past eight seasons alone, Casey has guided the Beavers to 355 victories, which is second in the Pac-12. During that same stretch, Casey's clubs have won 115 conference games, which is second-most among division clubs.

In that eight-year stretch, eight players have earned All-America honors while 21 players have been recognized as all-league performers. That includes two league Most Valuable Player awards and two Defensive Player of the Year selections.

The Beavers reached the postseason for the fifth time in six seasons in 2010, advancing to the Gainesville Regional. The Beavers bowed out in three games, but just days after, the Beavers had eight players selected in the MLB Draft, seven of whom would eventually sign their first professional contracts.

Casey and the Beavers advanced to the championship game of the Fort Worth Regional in 2009. Oregon State finished the 2009 campaign with a 37-19 record and 15-12 mark in Pac-10 play, tying the club for third.

On May 19, 2009, Casey became just the third head coach in school history to record 500 victories with the Beavers when OSU defeated Oregon.

In 2008, Casey and the Beavers went 28-24 and missed out on the postseason. But the Beavers played perhaps their most ambitious schedule in school history and took series from five schools that earned either No. 1 or No. 2 seeds in NCAA Regionals. Oregon State posted a 5-5 record against College World Series teams, taking 2-of-3 in separate series against Arizona State and Georgia.

In 2008, Casey made marks on the program, literally. He spearheaded a fundraising campaign to expand Goss Stadium, adding nearly 1,000 permanent seats, a stadium suite, new player's lounge, academic room and Hall of Fame room. The additions transformed Goss Stadium from one of the best in the West into one of the nation's finest collegiate stadiums.

In 2007, Casey, his staff and the team's players worked hard to build team chemistry, coming together at the right time for a second-straight national championship. Oregon State went an incredible 39-4 in non-conference games, including an 11-1 mark in the postseason. After losing their second game at the Charlottesville Regional, the Beavers went on a dynamic run, winning their last 10 games -- including five in Omaha -- to claim the national title.

That title thrust Oregon State into NCAA baseball lore. The Beavers became just the fifth program to win back-to-back national titles, joining Texas (1949-50), USC (1970-74), Stanford (1987-88) and LSU (1996-97).

For his ability to mold the Beavers into the nation's finest, Casey was again recognized as a national coach of the year, this time by Collegiate Baseball and the American Baseball Coaches Association. The honors comes a year after Casey was the consensus national coach of the year in leading Oregon State to its first title.

That 2006 title was just as special, as the Beavers became the first program from the Pacific Northwest to the NCAA Division I College World Series.

The 2006 Beavers had a storybook season, capped by a run through the CWS that saw them win six elimination games in Omaha to win the national championship. After being beaten by Miami (Fla.) in its opening game, OSU won four straight - including back-to-back shutouts of top-ranked Rice - to reach the championship series. In the best-of-three finals against North Carolina, OSU lost the opening game and trailed by five runs in the second game before rallying for wins of 11-7 and 3-2 for the title.

Oregon State's 50-16 season set a school record for wins for the second straight season, and the Beavers refuse-to-lose style of play captured the hearts of not only those watching in Omaha, but college baseball fans across the nation.

After the 2006 season, Oregon State signed Casey to a new 10-year contract to guarantee his future in Corvallis. Casey had become an attractive candidate for coaching vacancies at a number of high-profile schools given the Beavers' amazing success.

In retaining Casey, Oregon State instantly kept its most successful coach in Corvallis. It also allowed the Beavers to have the knowledge they have one of the most recognized coaches in the nation. In 2006, after winning the team's first title, Casey was recognized as the National Coach of the Year by Collegiate Baseball, Baseball America and American Baseball Coaches Association (ABCA).

In 2005, he was named the Pac-10's Coach of the Year after guiding the Beavers to their first of two straight conference titles. He earned the honor again in 2006 with the second title. In both years, he was recognized as the ABCA's West Region Coach of the Year.

With back-to-back titles comes increased exposure. For the second time under Casey's tenure, Oregon State has expanded the Beavers' home field, and both times, Casey has been a driving force behind the renovations.

In 1999, Oregon State expanded what is now known as Goss Stadium at Coleman Field, adding increased seating, improved locker rooms and

## Head Coach Pat Casey

a full press box.

And Casey and the Beavers have rewarded the fans with increased chances to watch the team play. In each of their three College World Series years, the Beavers played a super regional at venerable Goss, and it has paid off. Oregon State has gone 6-1 at super regionals in Corvallis, defeating USC, Stanford and Michigan.

In 2005 and 2006, Casey earned both the Pacific-10 Conference and NCAA West Region Coach of the Year honors for guiding the Beavers to back-to-back Pac-10 championships and berths in the CWS.

Since Casey became Oregon State's head coach prior to the 1995 season, the Beavers have moved into a prominent position on the national scene.

OSU has had players earn spots on the USA Baseball Collegiate National Team seven times, earn All-America honors 14 times, and had players taken in the top 10 rounds of the Major League Baseball draft 35 times - including first-rounders Jacoby Ellsbury in 2005 and Kunz and Canham in 2007. Ellsbury became Oregon State's first former player to win a Major League World Series when he and the Boston Red Sox won their second title in four seasons in 2007.

In 2005, OSU had been picked to finish sixth in the Pacific-10 in the annual coaches poll; Casey guided the Beavers to the Pac-10 championship and the College World Series. OSU's 46-12 record was a school record for wins in a season, the Beavers' No. 7 finish in the the final polls was Oregon State's highest ever, and OSU's No. 2 ranking during the season was the highest it had ever climbed in the national rankings.

Casey was also named Co-Coach of the Year in the Pacific-10 Northern Division for the 1997 season, and the Beavers have set numerous school records during Casey's time at OSU.

Casey was instrumental in the drive to build Goss Stadium at Coleman Field, the 1999 renovation to Oregon State's longtime ballpark. The OSU head coach was heavily-involved in fundraising for the \$2.3 million project; when the go-ahead was given for construction, he had a hand in the ballpark's design to assure that it would be one of the most user-friendly facilities in college baseball. In 2002, the ballpark also received its first set of lights for night play.

For the 2007 season, a new scoreboard with video replay capabilities and a new Field-Turf infield were installed at Goss Stadium at Coleman Field. In all, Casey has been a guiding force in each step of renovation at Goss, and those improvements have made the picturesque ballpark one of the finest in the nation and in the Pac-10.

Oregon State hired Casey in the summer of 1994, asking him to follow in the large footsteps of Jack Riley, who retired after 22 seasons as head coach.

Most of the key players from OSU's 1994 Northern Division pennant-winning team had graduated, but Casey's first season saw the Beavers battle to a winning record of 25-24-1 in 1995. That set the stage for one of the finest

three-year runs in the long history of baseball at Oregon State.

In 1996, the Beavers posted a 32-16-1 record and went into the final weekend of the season with a chance to win the Pac-10 Northern Division pennant. In 1997, Oregon State set a school record for wins in the regular season with a record of 38-12-1 and took postseason hopes into the final weekend.

In 1998, Oregon State broke into the national rankings for the first time in four years and went 35-14-1. The season included series sweeps of Arizona, which was ranked in the top 10 at the time, and UCLA.

In 2001, Oregon State again made a strong bid for the postseason, finishing with a 31-24 record. OSU had five wins over teams ranked in the final Baseball Weekly/USA Today coaches poll of the regular season and had a 10-9 record against schools selected for the NCAA Regionals.

In 2004, OSU's 7-0 start was the school's best in 42 years. That team had a then-school-record six players selected in the MLB draft and another signed as a free agent, and it set the stage for the magic of 2005 and 2006.

Casey came to OSU after seven seasons at George Fox College, a NAIA school in his hometown of Newberg, Ore. Under Casey, the Bruins went 171-113-1 (.602) overall and were 155-54-1 against NAIA competition; they won three District 2 titles, five Metro Valley Conference titles and two Cascade Conference titles.

During his time at George Fox, Casey was named Coach of the Year three times in District 2, four times in the Metro Valley Conference and twice in the Cascade Conference.

Casey earned his bachelor's degree in Interdisciplinary Studies from George Fox in 1990. He played for the University of Portland from 1978-80 and was a first-team All-NorPac Conference outfielder his final two seasons. He was a second-team All-Region selection in 1980. He also lettered in basketball one season.

After being drafted in the 10th round by the San Diego Padres in 1980, Casey played seven professional seasons. He reached Class AAA with the Calgary Cannons in 1985-86 and the Portland Beavers in 1987.

After concluding his professional playing career, Casey took over George Fox's baseball program; while coaching the baseball team, he also played basketball for the Bruins while completing his degree.

Casey, 53, was born in McMinnville, Ore. He graduated in 1977 from Newberg High, where he starred in football, basketball and baseball.

He and his wife, Susan, have four children - Jonathan (25), Brett (24), Ellie (20) and Joseph (13).

## The File On Pat Casey

### George Fox College

YEAR	POSITION	W-L-T	PCT.
1988	Head coach	15-14-0	.517
1989	Head coach	22-14-0	.611
1990	Head coach	24-17-0	.585
1991	Head coach	24-21-0	.530
1992	Head coach	29-18-0	.617
1993	Head coach	26-16-1	.616
1994	Head coach	31-13-0	.721
<b>Totals</b>	<b>7 Seasons</b>	<b>171-113-1</b>	<b>.602</b>

### Oregon State University

YEAR	POSITION	W-L-T	PCT.
1995	Head coach	25-24-1	.510
1996	Head coach	32-16-1	.663
1997	Head coach	38-12-1	.755
1998	Head coach	35-14-1	.710
1999	Head coach	19-35-0	.352
2000	Head coach	28-27-0	.509
2001	Head coach	31-24-0	.564
2002	Head coach	31-23-0	.574
2003	Head coach	25-28-0	.472
2004	Head coach	31-22-0	.585
2005	Head coach	46-12-0	.793
	Pac-10 Champions, College World Series		
2006	Head coach	50-16-0	.758
	Pac-10 Champions, National Champions		
2007	Head coach	49-18-0	.731
	National Champions		
2008	Head Coach	28-24-0	.538
2009	Head Coach	37-19-0	.661
2010	Head Coach	32-23-0	.581
2011	Head Coach	41-19-0	.691
2012	Head Coach	40-20-0	.667
2013	Head Coach	50-11-0	.820
	Pac-12 Champions		
<b>Totals</b>	<b>19 Seasons</b>	<b>668-387-4</b>	<b>.633</b>
<b>Career</b>	<b>26 Seasons</b>	<b>839-500-5</b>	<b>.626</b>

**2013 Pac-12 Conference Coach of the Year:** Voted by Pac-12 coaches

**2011 Pacific-10 Conference Coach of the Year:** Voted by Pacific-10 coaches

**2007 National Coach of the Year:** Collegiate Baseball Newspaper, American Baseball Coaches Association

**2006 National Coach of the Year:** American Baseball Coaches Association, Baseball America magazine, Collegiate Baseball Newspaper

**2005 National Co-Coach of the Year:** College Baseball Foundation

**2006 West Region Coach of the Year:** American Baseball Coaches Association

**2005 West Region Coach of the Year:** American Baseball Coaches Association

**2006 Pacific-10 Conference Coach of the Year:** Voted by Pacific-10 coaches

**2005 Pacific-10 Conference Coach of the Year:** Voted by Pacific-10 coaches

**1997 Pacific-10 Conference Northern Division Coach of the Year:** Voted by Pacific-10 coaches

**2005 Slat's Gill Sports person of the Year:** State of Oregon Sports Awards

### College Education

**Alma Mater:** George Fox, 1990

**Degree:** Interdisciplinary Studies

### Playing Career

**Collegiate:** University of Portland (1978-80)

First-Team All-Nor-Pac (1979, 80)

Second-Team All-Region (1980)

**Professional:** Drafted in 10th round of 1980 MLB Draft by San Diego

### Personal

**Hometown:** McMinnville, Ore.

**High School:** Newberg High

## Assistant Coaches



## PAT BAILEY

Assistant Coach • 6th Year  
Outfielders  
#27  
Idaho, '78

Pat Bailey is in his sixth season as an assistant coach with the Oregon State baseball team in 2013, and has helped guide the club to its fifth consecutive postseason appearance.

Bailey, who coaches the teams outfield and hitters, has helped developed the outfield into one of the finest in the nation. Michael Conforto and Dylan Davis are Oregon State's team leaders offensively and center fielder Max Gordon has made arguably the nation's top defensive plays.

Bailey mentored Conforto to a school-record 76 RBI and a .349 batting average in 2012, helping highlight the team's offensive season.

In 2011, he helped guide the Beavers to their third consecutive postseason appearance and the sixth in seven years.

In 2011, the club's outfielders included Ryan Barnes, who, after not playing a significant role in 2010, started 44 games and drove in 25 runs, as well as Brian Stamps, an MLB draftee who tallied 11 doubles and seven stolen bases.

Bailey's center fielder in 2010, Adalberto Santos, was the team's most dangerous player last season, leading the team in triples and was among the team's leaders in batting average and home runs. Santos was later selected in the 22nd round of the MLB Draft by Pittsburgh and was named one of the New York-Penn League's top prospects.

In 2009, his second year with OSU, the team's hitting and outfield coach inherited a host of position players who were new to the program or who had seen little playing time in previous seasons. Bailey helped mold players such as Adalberto Santos, Stefan Romero and Michael Miller into everyday contributors who played key roles in the team's lineup.

Bailey came to Oregon State prior to the 2008 season after spending 12 seasons at George Fox, winning a Division III national title with the Bruins in 2004.

Bailey, 53, compiled a 353-158 record - and is the winningest coach in school history - and earned National Coach of the Year honors after that 2004 national title. He was an eight-time Northwest Conference Coach of the Year honoree.

During Bailey's tenure, the Bruins won or shared eight Northwest Conference titles. George Fox advanced to the NCAA tournament six times and to the NAIA playoffs twice before moving to the NCAA.

Bailey is the winningest baseball coach in the school's history.

In 2004, Bailey's team became the first George Fox squad in any sport to win an NCAA national championship. The Bruins went 40-10 overall, setting a new single-season record for wins and tying the record for best winning percentage at .800.

After tying for the 2004 NWC title, George Fox earned an at-large bid to the NCAA tournament. The Bruins swept through four games at the NCAA West Regional in Orange, Calif., and then posted a 5-1 record at the Division III World Series in Appleton, Wis., beating Eastern Connecticut State 6-3 in the championship game.

Seven of Bailey's George Fox players signed professional contracts, including five members of the national championship team. His players earned 10 All-America honors and four Academic All-America honors.

Bailey earned his business education degree from the University of Idaho in 1978 and his master of education degree in educational administration from Oregon in 1983. Bailey earned two letters in baseball at Idaho and was the team captain.

Bailey graduated in 1974 from Moscow (Idaho) High School, where he played football, basketball and baseball, being named the baseball team's Most Valuable Player.

Bailey and his wife, Susan, have two children: son Alex, who played baseball for George Fox in 2003; and daughter Ann. His daughter, Ann, is married to Collin Schneider and they have one child, Adlai, 2.



## ANDY JENKINS

Assistant Coach • 2nd Year  
Infield/Catchers  
#2  
Oregon State, '12

Former Oregon State infielder Andy Jenkins is an assistant coach with Oregon State and is in his second season on staff.

In 2013, he has helped guide Oregon State to the most wins in regular season history. He has served as the team's infield and catchers coach while manning the third base coaching box while the club is on offense.

In his first coaching season with the Beavers, Oregon State advanced to its fourth consecutive NCAA Regional and the club won 40 games for the fifth time in team history.

Jenkins helped work with the team's catchers and they excelled, throwing out better than 53 percent of runners attempting to steal, by far the best mark in the Pac-12 Conference. Jake Rodriguez, who was in his first full season behind the plate, was successful in throwing out 28-of-44 in stolen-base attempts against, which accounts for an impressive 64 percent.

Jenkins lettered for the Beavers in 2004 and 2005, helping guide the team to its first visit to the College World Series in more than 50 years his junior season.

Jenkins, a native of Salem, Ore., was also the most prolific Beaver offensively during the team's postseason run. He batted .459 - leading the team by more than 100 points - and tallied two home runs, two doubles and 13 RBI while slugging .784.

His .388 average as a senior in 2005 still stands as the ninth-best figure in team history. He also had 56 runs batted in that season, which led the club and stands as the 10th-best mark in a season in school history.

He ended his two-year Oregon State career having played in 98 games, batting .343 with 12 home runs, 15 doubles, 86 RBI and 41 walks while striking out just 44 in more than 340 at bats. His .343 career average is just shy of being in the top 10 for a career at Oregon State.

After his Oregon State career, Jenkins was selected in the 11th round of the 2005 MLB First-Year Player Draft by Florida. He played six seasons in the Minor Leagues with Florida and Texas, reaching the Triple-A level in 2009 and 2010. His six-year career saw him tally 2,341 plate appearances and he batted .268 with 32 home runs, 116 doubles, eight triples and 277 RBI.

Jenkins came to Oregon State after a two-year career at Mt. Hood Community College where he batted .358 as a sophomore, and as a freshman, was named first-team all-league at catcher.

Jenkins graduated from Oregon State with a degree in psychology in 2012. He is a native of Salem, Ore., and married the former Jessica McGee in January 2013.

Assistant Coaches



**NATE YESKIE**

Assistant Coach • 5th Year  
Pitchers  
#21  
UNLV, '03

Former professional pitcher Nate Yeskie is in his fifth season as an assistant coach in 2013 and oversees the team's pitching staff.

The team's staff has had perhaps the finest season in OSU history in 2013 as the earned run average has hovered around the 2.00 mark all season. It finished the regular season at a 2.15 clip.

Yeskie's staff finished the 2012 campaign with a 3.48 earned run average and his pitchers combined to throw 29 quality starts.

He mentored Jace Fry to multiple Freshman All-America honors and helped Dan Child to a 6-4 record and Team USA berth a year after finishing with just five innings of relief.

The Oregon State staff has recorded a sub-4.00 ERA in three of Yeskie's seasons while combining for 16 complete games, 18 shutouts and 60 saves in 70 attempts since he began his stint at OSU prior to the 2009 season.

The Oregon State staff finished the 2011 season with a team ERA of 3.14 in 2011, which was the lowest since 2005 and the second-lowest since 1979.

Yeskie's staff included Sam Gaviglio, who won 12 games and was named an All-American and at one point was a semifinalist for the Golden Spikes Award, as well as Tony Bryant, who saved 12 games. Josh Osich threw the program's first complete-game no-hitter since 1947 when the Beavers defeated UCLA, 2-0, on April 30.

Yeskie served as the pitching coach at his alma mater, UNLV, from 2005 to 2007. During his tenure with the Runnin' Rebels, Yeskie mentored eight players who earned either an All-Conference or All-Tournament Team selection.

Eight UNLV pitchers who were tutored by Yeskie in his three seasons were been selected by Major League Baseball clubs, while another signed as an undrafted free agent.

Prior to returning to UNLV as a coach, Yeskie spent five seasons in the Minnesota Twins Minor League system, reaching as high as Double-A New Britain. He finished with a 27-24 record and 4.91 earned run average over the five seasons. Yeskie went 11-7 with Fort Wayne of the Midwest League in 1997, recording 111 strikeouts in 165 1/3 innings of work. In 2000, his last season, the La Crosse, Wis., native went 4-1 in 21 appearances.

In the 1999 offseason, Yeskie played for the Grand Canyon Rafters of the Arizona Fall League, a league often reserved for the top professional prospects.

During his time in professional baseball, Yeskie worked with former Detroit Tigers pitching coach and current Kansas City Minor League Pitching Coordinator Rick Knapp as well as MLB veterans Bert Blyleven, Mel Stottlemyre, Jr., and former pitching coach Billy Connors, who once held the position of Director of Player Personnel with the New York Yankees.

Yeskie came to the Twins organization after being drafted in the ninth round of the 1996 Major League Baseball First-Year Player Draft. Minnesota selected the right-hander after he finished his UNLV career with a 22-12 mark, including 16 complete games.

A three-year letterwinner, his 147 strikeouts in 1995 still stand as UNLV's single-season record. The mark was also fifth-best nationally that season, and coupled with his nine complete games - which led the Big West Conference - earned him First-Team All-Big West and First-Team All-Region honors.

Yeskie was drafted in the sixth round of the 1993 draft by the Los Angeles Dodgers after a stellar high school career at Carson High, one that saw him set a number of school records. En route to earning first-team All-America honors in 1993, he finished with a 12-0 record and a school record for strikeouts in a season (158) and strikeouts in a game (20).

Yeskie married the former Brittney Belshe, a former Oregon State volleyball player, in January 2012. The couple resides in Corvallis.



**DYLAN JONES**

Undergraduate Assistant Coach

Former Oregon State utility player Dylan Jones has rejoined the program for the 2013 season.

Jones spent the 2010 and 2011 seasons with the Beavers, appearing in the postseason both years.

During his tenure with the Beavers, Jones played primarily at first base and as a pitcher. He went 1-0 as a pitcher in 19 appearances - all in relief - and had a 2.01 earned run average in 22 1/3 innings of work. He struck out 13 and limited opponents to a .169 batting average.

He played in 41 games in the field, making 27 starts, and batted .284 with seven doubles and 12 runs batted in. His first season with the Beavers, in 2010 as a junior, he batted .329 with seven RBI.

Jones came to Oregon State from Mount Hood Community College in the Portland area. Played two seasons for Mount Hood and served as the team captain his sophomore year.

He earned first-team honors both his freshman and sophomore seasons, batting .333 as a sophomore and .320 as a freshman.

As a pitcher, Jones combined to 11-4 in his two seasons.



**AARON MATHEWS**

Undergraduate Assistant Coach

Former Oregon State outfielder Aaron Mathews returns to the club in 2013.

Mathews lettered for the Beavers from 2002-04 and returns after spending the last nine seasons playing professional baseball.

Mathews played in 132 games for the Beavers, starting 112, and batted .325 with 21 doubles, nine triples, 13 home runs, 96 runs batted in and 22 stolen bases. His six triples in 2004 is tied for the second-most in a single-season at Oregon State.

He was named to the All-Pac-10 First Team in 2004 and was an honorable mention selection both his freshman and sophomore seasons. He earned the Beavers' lone Pac-10 Player of the Week honor during the 2003 season, on April 14.

Mathews was selected in the 19th round of the 2004 MLB First-Year Player Draft by Toronto and embarked on a professional career that saw him reach the Triple-A level with both the Las Vegas 51s and New Orleans Zephyrs.

In nine seasons in professional baseball - in the Toronto and Florida farm systems - he played in 759 career games, batting .282.



**Ron Northcutt**  
Dir. of Ops



**Josh Therrien**  
Athletic Trainer



**Chris Anderson**  
Strength & Con.



**Patrick McLaughlin**  
Asst. Dir. of Ops



**Ryley Croghan**  
Manager



**Peyton Gastellum**  
Manager



**Brian Richardson**  
Manager



## Career Statistics

**Barnes, Ryan**

Year	Avg	GP	GS	AB	R	H	2B	3B	HR	RBI	TB	SLG%	BB	HBP	SO	GDP	OB%	SF	SH	SB	ATT	PO	A	E	FLD%
2010	.000	6	0	4	1	0	0	0	0	0	0	.000	0	0	3	1	.000	0	0	0	0	0	0	0	.000
2011	.248	51	44	165	26	41	9	2	1	25	57	.345	21	6	18	8	.352	1	9	8	10	62	2	3	.955
2012	.284	58	56	201	39	57	13	0	2	24	76	.378	33	12	27	5	.411	2	12	11	12	295	8	0	1.000
2013	.299	49	45	174	26	52	8	1	2	24	68	.391	17	1	16	2	.359	3	10	2	5	63	4	0	1.000
TOTAL	.276	164	145	544	92	150	30	3	5	73	201	.369	71	19	64	16	.375	6	31	21	27	420	14	3	.993

**Bauer, Clay**

Year	ERA	W	L	App	GS	CG	SHO	CBO	SV	IP	H	R	ER	BB	SO	2B	3B	HR	BF	B/Avg	WP	HBP	BK	SFA	SHA
2013	5.40	0	0	1	1	0	0	0	0	1.2	1	1	1	2	1	0	0	0	8	.167	1	0	0	0	0
TOTAL	5.40	0	0	1	1	0	0	0	0	1.2	1	1	1	2	1	0	0	0	8	.167	1	0	0	0	0

**Boyd, Matt**

Year	ERA	W	L	App	GS	CG	SHO	CBO	SV	IP	H	R	ER	BB	SO	2B	3B	HR	BF	B/Avg	WP	HBP	BK	SFA	SHA
2010	1.90	7	1	20	2	0	0	1	0	42.2	31	11	9	14	28	9	1	4	179	.200	0	7	0	0	3
2011	1.57	0	0	30	0	0	0	2	4	46.0	42	12	8	11	35	6	0	2	186	.253	2	3	0	0	5
2012	3.41	4	0	31	0	0	0	1	3	37.0	33	18	14	13	31	4	2	3	158	.237	1	3	0	0	3
2013	2.13	10	3	18	17	3	2	1	1	122.2	86	32	29	30	110	16	0	5	488	.198	2	9	0	0	15
TOTAL	2.17	21	4	99	19	3	2	5	8	248.1	192	73	60	68	204	35	3	14	1011	.215	5	22	0	0	26

**Brocker, Cole**

Year	ERA	W	L	App	GS	CG	SHO	CBO	SV	IP	H	R	ER	BB	SO	2B	3B	HR	BF	B/Avg	WP	HBP	BK	SFA	SHA
2012	4.88	0	3	25	0	0	0	0	0	24.0	30	19	13	9	26	5	0	6	109	.306	1	0	0	1	1
2013	3.86	1	0	14	0	0	0	0	0	11.2	15	6	5	1	11	2	1	0	53	.319	4	1	0	3	1
TOTAL	4.54	1	3	39	0	0	0	0	0	35.2	45	25	18	10	37	7	1	6	162	.310	5	1	0	4	2

**Bryant, Tony**

Year	ERA	W	L	App	GS	CG	SHO	CBO	SV	IP	H	R	ER	BB	SO	2B	3B	HR	BF	B/Avg	WP	HBP	BK	SFA	SHA
2010	4.64	0	0	14	1	0	0	0	0	21.1	19	12	11	5	19	4	1	3	86	.250	1	3	0	1	1
2011	1.52	3	2	28	0	0	0	2	12	47.1	39	9	8	11	40	10	0	0	192	.224	3	2	0	1	4
2012	3.82	6	2	24	0	0	0	1	9	30.2	33	13	13	8	35	6	0	2	130	.282	2	0	0	2	3
2013	1.76	1	0	21	0	0	0	2	1	30.2	15	9	6	14	28	1	0	0	124	.146	2	3	0	1	3
TOTAL	2.63	10	4	87	1	0	0	5	22	130.0	106	43	38	38	122	21	1	5	532	.226	8	8	0	5	11

**Casper, Jerad**

Year	Avg	GP	GS	AB	R	H	2B	3B	HR	RBI	TB	SLG%	BB	HBP	SO	GDP	OB%	SF	SH	SB	ATT	PO	A	E	FLD%
2013	.167	29	20	66	9	11	4	0	0	11	15	.227	11	0	18	0	.282	1	0	0	0	65	25	7	.928
TOTAL	.167	29	20	66	9	11	4	0	0	11	15	.227	11	0	18	0	.282	1	0	0	0	65	25	7	.928

**Child, Dan**

Year	ERA	W	L	App	GS	CG	SHO	CBO	SV	IP	H	R	ER	BB	SO	2B	3B	HR	BF	B/Avg	WP	HBP	BK	SFA	SHA
2011	9.00	0	1	4	0	0	0	0	0	5.0	7	6	5	2	2	1	0	0	26	.333	0	2	0	0	1
2012	2.95	6	4	17	16	1	0	2	1	106.2	108	51	35	25	79	18	2	3	446	.273	6	10	1	4	12
2013	3.29	4	1	12	9	0	0	0	0	38.1	36	20	14	16	28	4	2	1	171	.248	4	7	0	0	3
TOTAL	3.24	10	6	33	25	1	0	2	1	150.0	151	77	54	43	109	23	4	4	643	.269	10	19	1	4	16

**Clark, Gabe**

Year	Avg	GP	GS	AB	R	H	2B	3B	HR	RBI	TB	SLG%	BB	HBP	SO	GDP	OB%	SF	SH	SB	ATT	PO	A	E	FLD%
2013	.161	15	7	31	3	5	1	1	0	4	8	.258	4	1	11	0	.278	0	0	0	0	2	0	0	1.000
TOTAL	.161	15	7	31	3	5	1	1	0	4	8	.258	4	1	11	0	.278	0	0	0	0	2	0	0	1.000

**Conforto, Michael**

Year	Avg	GP	GS	AB	R	H	2B	3B	HR	RBI	TB	SLG%	BB	HBP	SO	GDP	OB%	SF	SH	SB	ATT	PO	A	E	FLD%
2012	.349	58	56	218	45	76	14	1	13	76	131	.601	24	12	37	5	.438	2	2	1	2	63	3	1	.985
2013	.320	61	61	231	46	74	10	1	11	45	119	.515	39	14	43	5	.444	2	0	6	10	102	7	4	.965
TOTAL	.334	119	117	449	91	150	24	2	24	121	250	.557	63	26	80	10	.441	4	2	7	12	165	10	5	.972

**Davis, Dylan**

Year	Avg	GP	GS	AB	R	H	2B	3B	HR	RBI	TB	SLG%	BB	HBP	SO	GDP	OB%	SF	SH	SB	ATT	PO	A	E	FLD%
2012	.247	42	39	166	20	41	12	1	3	30	64	.386	6	3	32	2	.281	3	0	4	5	42	3	0	1.000
2013	.343	59	58	242	44	83	22	3	5	58	126	.521	17	1	32	1	.383	4	1	9	12	102	4	2	.981
TOTAL	.304	101	97	408	64	124	34	4	8	88	190	.466	23	4	64	3	.342	7	1	13	17	144	7	2	.987

**Day, Beau**

Year	Avg	GP	GS	AB	R	H	2B	3B	HR	RBI	TB	SLG%	BB	HBP	SO	GDP	OB%	SF	SH	SB	ATT	PO	A	E	FLD%
2013	.313	21	6	32	3	10	1	1	0	5	13	.406	6	0	9	1	.421	0	0	0	0	0	1	0	1.000
TOTAL	.313	21	6	32	3	10	1	1	0	5	13	.406	6	0	9	1	.421	0	0	0	0	0	1	0	1.000

**Engelbrekt, Max**

Year	ERA	W	L	App	GS	CG	SHO	CBO	SV	IP	H	R	ER	BB	SO	2B	3B	HR	BF	B/Avg	WP	HBP	BK	SFA	SHA
2013	1.30	5	1	22	0	0	0	1	5	27.2	21	5	4	10	20	5	1	0	113	.212	1	1	0	0	3
TOTAL	1.30	5	1	22	0	0	0	1	5	27.2	21	5	4	10	20	5	1	0	113	.212	1	1	0	0	3

**Esposito, Nate**

Year	Avg	GP	GS	AB	R	H	2B	3B	HR	RBI	TB	SLG%	BB	HBP	SO	GDP	OB%	SF	SH	SB	ATT	PO	A	E	FLD%
2012	.167	14	2	12	3	2	0	0	0	2	2	.167	1	0	2	0	.214	1	0	0	0	34	4	2	.950
2013	.135	20	13	37	4	5	0	0	0	3	5	.135	5	3	5	0	.289	0	0	0	0	78	10	1	.989
TOTAL	.143	34	15	49	7	7	0	0	0	5	7	.143	6	3	7	0	.271	1	0	0	0	112	14	3	.977

Career Statistics

**Fry, Jace**

Year	ERA	W	L	App	GS	CG	SHO	CBO	SV	IP	H	R	ER	BB	SO	2B	3B	HR	BF	B/Avg	WP	HBP	BK	SFA	SHA
2012	2.45	5	3	13	13	3	1	0	0	88.1	68	35	24	35	53	5	1	1	374	.215	4	9	0	3	11
2013	8.31	0	1	5	0	0	0	0	0	4.1	4	4	4	2	2	0	0	20	.235	0	0	0	1	0	
TOTAL	2.72	5	4	18	13	3	1	0	0	92.2	72	39	28	37	55	7	1	1	394	.216	4	9	0	4	11

**Gordon, Max**

Year	Avg	GP	GS	AB	R	H	2B	3B	HR	RBI	TB	SLG%	BB	HBP	SO	GDP	OB%	SF	SH	SB	ATT	PO	A	E	FLD%
2011	.130	30	12	46	11	6	1	0	0	2	7	.152	8	4	13	0	.300	2	4	3	3	24	0	1	.960
2012	.257	47	29	113	24	29	5	1	0	11	36	.319	12	12	12	0	.381	2	10	2	3	47	1	0	1.000
2013	.235	47	38	115	19	27	1	0	0	5	28	.243	18	8	16	1	.376	0	10	3	4	79	0	1	.988
TOTAL	.226	124	79	274	54	62	7	1	0	18	71	.259	38	24	41	1	.365	4	24	8	10	150	1	2	.987

**Hayes, Danny**

Year	Avg	GP	GS	AB	R	H	2B	3B	HR	RBI	TB	SLG%	BB	HBP	SO	GDP	OB%	SF	SH	SB	ATT	PO	A	E	FLD%
2010	.284	43	32	116	13	33	11	0	1	20	47	.405	20	0	24	2	.387	1	1	0	2	139	3	6	.959
2011	.279	51	39	140	30	39	10	0	4	32	61	.436	31	2	35	0	.414	1	4	2	2	147	11	2	.988
2012	.307	40	33	114	23	35	10	1	5	27	62	.544	32	2	22	5	.457	3	1	0	1	143	9	5	.968
2013	.269	59	54	201	36	54	13	0	6	39	85	.423	34	3	27	4	.376	4	1	2	2	452	33	3	.994
TOTAL	.282	193	158	571	102	161	44	1	16	118	255	.447	117	7	108	11	.405	9	7	4	7	881	56	16	.983

**Hendrix, Jeff**

Year	Avg	GP	GS	AB	R	H	2B	3B	HR	RBI	TB	SLG%	BB	HBP	SO	GDP	OB%	SF	SH	SB	ATT	PO	A	E	FLD%
2013	.250	30	3	24	4	6	0	0	0	3	6	.250	1	1	10	0	.308	0	0	4	4	18	0	0	1.000
TOTAL	.250	30	3	24	4	6	0	0	0	3	6	.250	1	1	10	0	.308	0	0	4	4	18	0	0	1.000

**Howell, Ryan**

Year	Avg	GP	GS	AB	R	H	2B	3B	HR	RBI	TB	SLG%	BB	HBP	SO	GDP	OB%	SF	SH	SB	ATT	PO	A	E	FLD%
2012	.200	7	0	5	0	1	0	0	0	1	1	.200	2	0	1	0	.429	0	0	0	0	0	0	0	.000
2013	.167	5	0	6	0	1	0	0	0	1	1	.167	1	0	3	0	.286	0	0	0	0	0	0	0	.000
TOTAL	.182	12	0	11	0	2	0	0	0	2	2	.182	3	0	4	0	.357	0	0	0	0	0	0	0	.000

**Jackson, Brandon**

Year	ERA	W	L	App	GS	CG	SHO	CBO	SV	IP	H	R	ER	BB	SO	2B	3B	HR	BF	B/Avg	WP	HBP	BK	SFA	SHA
2013	2.48	4	1	19	0	0	0	1	1	29.0	27	11	8	9	21	4	0	3	120	.255	3	3	0	0	2
TOTAL	2.48	4	1	19	0	0	0	1	1	29.0	27	11	8	9	21	4	0	3	120	.255	3	3	0	0	2

**Jansen, Joey**

Year	Avg	GP	GS	AB	R	H	2B	3B	HR	RBI	TB	SLG%	BB	HBP	SO	GDP	OB%	SF	SH	SB	ATT	PO	A	E	FLD%
2013	.286	30	13	42	3	12	2	0	0	6	14	.333	6	1	10	0	.388	0	2	1	3	30	0	0	1.000
TOTAL	.286	30	13	42	3	12	2	0	0	6	14	.333	6	1	10	0	.388	0	2	1	3	30	0	0	1.000

**Keys, Kevin**

Year	Avg	GP	GS	AB	R	H	2B	3B	HR	RBI	TB	SLG%	BB	HBP	SO	GDP	OB%	SF	SH	SB	ATT	PO	A	E	FLD%
2011	.302	55	50	182	28	55	10	0	1	30	68	.374	17	2	36	0	.359	5	3	3	5	35	63	9	.916
2012	.226	54	47	177	23	40	8	2	0	18	52	.294	18	5	28	5	.310	3	7	3	4	264	38	8	.974
2013	.318	60	53	195	33	62	12	1	2	33	82	.421	18	7	33	4	.387	5	5	3	3	53	105	16	.908
TOTAL	.283	169	150	554	84	157	30	3	3	81	202	.365	53	14	97	9	.353	13	15	9	12	352	206	33	.944

**Martinez, Paul**

Year	Avg	GP	GS	AB	R	H	2B	3B	HR	RBI	TB	SLG%	BB	HBP	SO	GDP	OB%	SF	SH	SB	ATT	PO	A	E	FLD%
2013	.000	3	0	1	0	0	0	0	0	0	0	.000	1	0	0	0	.500	0	0	0	0	0	2	0	1.000
TOTAL	.000	3	0	1	0	0	0	0	0	0	0	.000	1	0	0	0	.500	0	0	0	0	0	2	0	1.000

**Matthews, Joey**

Year	Avg	GP	GS	AB	R	H	2B	3B	HR	RBI	TB	SLG%	BB	HBP	SO	GDP	OB%	SF	SH	SB	ATT	PO	A	E	FLD%
2012	.267	47	24	90	24	24	6	2	1	9	37	.411	10	9	23	4	.394	0	2	1	2	52	0	0	1.000
2013	.200	21	9	35	6	7	3	0	0	6	10	.286	1	2	7	5	.263	0	1	0	1	24	0	0	1.000
TOTAL	.248	68	33	125	30	31	9	2	1	15	47	.376	11	11	30	9	.361	0	3	1	3	76	0	0	1.000

**Moore, Andrew**

Year	ERA	W	L	App	GS	CG	SHO	CBO	SV	IP	H	R	ER	BB	SO	2B	3B	HR	BF	B/Avg	WP	HBP	BK	SFA	SHA
2013	1.36	14	1	17	16	3	3	3	1	119.0	78	25	18	26	70	14	1	3	456	.194	6	10	0	5	12
TOTAL	1.36	14	1	17	16	3	3	3	1	119.0	78	25	18	26	70	14	1	3	456	.194	6	10	0	5	12

**Painton, Tyler**

Year	ERA	W	L	App	GS	CG	SHO	CBO	SV	IP	H	R	ER	BB	SO	2B	3B	HR	BF	B/Avg	WP	HBP	BK	SFA	SHA
2013	2.40	0	0	11	0	0	0	1	0	15.0	7	5	4	6	10	2	0	0	59	.143	1	4	0	0	0
TOTAL	2.40	0	0	11	0	0	0	1	0	15.0	7	5	4	6	10	2	0	0	59	.143	1	4	0	0	0

**Peterson, Andy**

Year	Avg	GP	GS	AB	R	H	2B	3B	HR	RBI	TB	SLG%	BB	HBP	SO	GDP	OB%	SF	SH	SB	ATT	PO	A	E	FLD%
2013	.329	61	61	231	45	76	5	0	0	27	81	.351	16	6	37	5	.383	3	18	13	18	127	180	12	.962
TOTAL	.329	61	61	231	45	76	5	0	0	27	81	.351	16	6	37	5	.383	3	18	13	18	127	180	12	.962

**Reser, Zack**

Year	ERA	W	L	App	GS	CG	SHO	CBO	SV	IP	H	R	ER	BB	SO	2B	3B	HR	BF	B/Avg	WP	HBP	BK	SFA	SHA
2012	6.75	0	0	10	0	0	0	0	0	5.1	7	4	4	4	4	0	1	0	28	.333	4	2	0	0	0
2013	6.23	0	0	7	0	0	0	1	0	4.1	3	3	3	3	4	0	0	0	19	.214	1	1	0	1	0
TOTAL	6.52	0	0	17	0	0	0	1	0	9.2	10	7	7	7	8	0	1	0	47	.286	5	3	0	1	0

## Career Statistics

**Rodriguez, Carlos**

Year	ERA	W	L	App	GS	CG	SHO	CBO	SV	IP	H	R	ER	BB	SO	2B	3B	HR	BF	B/Avg	WP	HBP	BK	SFA	SHA
2012	5.14	0	0	8	0	0	0	0	0	7.0	5	4	4	12	4	0	0	0	34	.227	3	0	0	0	0
TOTAL	5.14	0	0	8	0	0	0	0	0	7.0	5	4	4	12	4	0	0	0	34	.227	3	0	0	0	0

**Rodriguez, Jake**

Year	Avg	GP	GS	AB	R	H	2B	3B	HR	RBI	TB	SLG%	BB	HBP	SO	GDP	OB%	SF	SH	SB	ATT	PO	A	E	FLD%
2011	.320	33	26	75	9	24	5	1	1	7	34	.453	5	4	8	0	.388	1	2	3	4	33	53	1	.989
2012	.290	53	51	176	23	51	8	0	2	28	65	.369	13	12	34	5	.374	2	4	4	5	227	96	4	.988
2013	.278	57	55	180	24	50	10	0	2	34	66	.367	33	5	34	8	.388	9	4	2	4	338	72	2	.995
TOTAL	.290	143	132	431	56	125	23	1	5	69	165	.383	51	21	76	13	.383	12	10	9	13	598	221	7	.992

**Rulli, Nick**

Year	Avg	GP	GS	AB	R	H	2B	3B	HR	RBI	TB	SLG%	BB	HBP	SO	GDP	OB%	SF	SH	SB	ATT	PO	A	E	FLD%
2012	.333	8	0	3	0	1	1	0	0	2	2	.667	0	0	2	0	.250	1	1	0	0	0	0	0	.000
2013	.000	11	0	4	2	0	0	0	0	0	0	.000	0	0	2	0	.000	0	0	1	2	1	0	0	1.000
TOTAL	.143	19	0	7	2	1	1	0	0	2	2	.286	0	0	4	0	.125	1	1	1	2	1	0	0	1.000

**Schultz, Scott**

Year	ERA	W	L	App	GS	CG	SHO	CBO	SV	IP	H	R	ER	BB	SO	2B	3B	HR	BF	B/Avg	WP	HBP	BK	SFA	SHA
2011	3.61	4	1	21	3	0	0	0	1	52.1	46	24	21	14	28	12	0	2	221	.250	2	8	0	0	15
2012	2.56	3	1	24	0	0	0	2	2	45.2	34	20	13	9	32	8	1	1	185	.210	0	8	0	0	5
2013	2.03	2	1	25	0	0	0	2	10	40.0	27	17	9	8	32	4	0	1	163	.184	2	4	0	0	4
TOTAL	2.80	9	3	70	3	0	0	4	13	138.0	107	61	43	31	92	24	1	4	569	.217	4	20	0	0	24

**Smith, Tyler**

Year	Avg	GP	GS	AB	R	H	2B	3B	HR	RBI	TB	SLG%	BB	HBP	SO	GDP	OB%	SF	SH	SB	ATT	PO	A	E	FLD%
2010	.247	51	43	146	24	36	10	0	2	20	52	.356	15	4	35	3	.331	1	0	2	5	55	129	3	.984
2011	.221	55	34	113	18	25	4	0	0	11	29	.257	27	2	23	3	.378	1	3	4	4	56	109	5	.971
2012	.343	58	55	213	46	73	11	2	1	39	91	.427	30	6	31	7	.434	2	17	9	11	83	168	12	.954
2013	.311	52	49	206	46	64	9	2	2	27	83	.403	24	6	34	4	.398	0	6	9	11	81	147	11	.954
TOTAL	.292	216	181	678	134	198	34	4	5	97	255	.376	96	18	123	17	.392	4	26	24	31	275	553	31	.964

**Starr, Taylor**

Year	ERA	W	L	App	GS	CG	SHO	CBO	SV	IP	H	R	ER	BB	SO	2B	3B	HR	BF	B/Avg	WP	HBP	BK	SFA	SHA
2008	1.61	3	1	16	0	0	0	0	1	22.1	17	7	4	13	16	3	0	0	101	.205	2	5	0	0	0
2009	0.00	0	0	1	0	0	0	0	0	1.0	0	0	0	0	2	0	0	0	3	.000	0	0	0	0	0
2011	0.00	0	0	1	0	0	0	0	0	0.0	0	0	0	0	0	0	0	0	0	.000	0	0	0	0	0
2012	4.37	5	2	18	7	0	0	1	0	45.1	51	23	22	19	26	8	2	1	206	.297	5	6	0	1	8
2013	3.94	0	1	10	2	0	0	0	0	16.0	19	11	7	5	10	0	1	0	73	.317	7	4	0	1	3
TOTAL	3.51	8	4	46	9	0	0	1	1	84.2	87	41	33	37	54	11	3	1	383	.274	14	15	0	2	11

**Wetzler, Ben**

Year	ERA	W	L	App	GS	CG	SHO	CBO	SV	IP	H	R	ER	BB	SO	2B	3B	HR	BF	B/Avg	WP	HBP	BK	SFA	SHA
2011	4.66	6	3	17	12	0	0	0	1	67.2	74	41	35	18	50	17	2	5	296	.275	7	5	0	1	3
2012	3.10	8	2	16	16	1	1	0	0	101.2	94	41	35	42	75	19	1	2	437	.252	9	13	1	1	8
2013	2.11	9	1	15	15	2	1	1	0	89.2	75	31	21	30	77	15	2	3	367	.231	3	5	0	2	6
TOTAL	3.16	23	6	48	43	3	2	1	1	259.0	243	113	91	90	202	51	5	10	1100	.252	19	23	1	4	17

**Yanzick, Zane**

Year	Avg	GP	GS	AB	R	H	2B	3B	HR	RBI	TB	SLG%	BB	HBP	SO	GDP	OB%	SF	SH	SB	ATT	PO	A	E	FLD%
2013	.000	9	0	5	2	0	0	0	0	0	0	.000	2	0	2	0	.286	0	0	0	0	1	0	0	1.000
TOTAL	.000	9	0	5	2	0	0	0	0	0	0	.000	2	0	2	0	.286	0	0	0	0	1	0	0	1.000

## Player Biographies

**RYAN BARNES****Senior • 5'11" • 205 • 3L****Bats/Throws: R/R****West Linn, Ore.****West Linn****Outfield/Infield | #33****2013 (Senior)**

*Corvallis Regional All-Tournament Team ... Pac-12 All-Academic Honorable Mention ...* Went 3-for-5 with an RBI against Texas A&M (6/2) ... Homered and went 2-for-4 with two RBI against UC Santa Barbara (6/1) ... Finished the regular season finale against Washington State 3-for-5 including the game-winning walkoff single in the ninth (5/26) ... Went 2-for-4 with an RBI and a double in the finale against Oregon (5/19) ... Homered, tripled and went 2-for-4 with two runs scored against Oregon (5/18) ... Drove in the game-winning runs on a three-run double in the third against California (5/3) ... Pushed his hit streak to 10 games with a 2-for-3 effort against Utah, tallying an RBI and a run (4/14) ... Extended his hit streak to six games with a 2-for-4 effort against UCLA in the finale (4/7) ... Pushed his hit streak to five games with a 2-for-3 effort against UCLA (4/6) ... Went 2-for-6 and scored two runs against San Diego (3/29) ... Drove in a run and went 1-for-4 in the series finale against Texas State (3/10) ... Drove in two and went 2-for-5 against Texas State (3/8).

**Personal**

Majoring in business ... Born November 1, 1990 in Portland, Ore. ... Son of Diane and Gary Barnes ... Has one brother, Brad ... Both father, Gary, and mother, Diane, attended Oregon State ... Favorite athlete is Chad Ocho Cinco ... Favorite TV show is Entourage ... Biggest athletic thrill to date is winning the 2011 Corvallis Regional hosted by the Beavers ... Chose Oregon State because "it was my goal."

**Barnes' Career Single-Game Highs**

Hits: 4, vs Washington, May 13, 2011  
 Doubles: 2, Seattle, Mar 23, 2011 ; Washington, Mar 31, 2012 ; vs Washington, May 13, 2011  
 Triples: 1, Arkansas-LR, Jun 03, 2011 ; vs Washington, May 13, 2011 ; at Oregon, May 18, 2013  
 Home runs: 1, 5 times  
 Total bases: 8, vs Washington, May 13, 2011  
 RBI: 3, at Arizona, Apr 02, 2011 ; California, May 03, 2013 ; Oregon, May 25, 2012  
 Runs scored: 3, 4 times  
 Walks: 2, 13 times  
 Hit by pitch: 1, 19 times  
 Struck out: 4, Portland, Apr 03, 2012  
 Sac flies: 1, 6 times  
 Sac bunts: 3, USC, May 22, 2011  
 At bats: 6, at UC Santa Barbara, Feb 18, 2012 ; vs Texas A&M-CC, Feb 26, 2011 ; at San Diego, Mar 29, 2013  
 Stolen bases: 2, USC, May 20, 2011  
 Caught stealing: 1, 6 times  
 Field chances: 19, at California, Mar 17, 2012  
 Putouts: 19, at California, Mar 17, 2012  
 Assists: 1, 14 times

**CLAY BAUER****Junior • 6'6" • 211 • TR****Bats/Throws: R/R****Livermore, Calif.****Livermore/C. of San Mateo****Pitcher | #29****2013 (Junior)**

Made the start against San Diego State and worked 1 2/3 innings with one strikeout (2/24).

**Personal**

Majoring in sociology ... Son of Cheryl and Dave Bauer ... Born July 10, 1992 ... Has an older sister, Lauren ... Father played football collegiately at Cal State Hayward ... Enjoys fly fishing and being in the outdoors in his spare time ... Favorite athlete is Tim Lincecum and favorite movie is Step Brothers ... Chose Oregon State because "I love the area and the coaches and have heard only good things about the program."

**Bauer's Career Single-Game Highs**

Innings pitched: 1.2, at San Diego State, Feb 24, 2013  
 Walks allowed: 2, at San Diego State, Feb 24, 2013  
 Strikeouts: 1, at San Diego State, Feb 24, 2013  
 Batters faced: 8, at San Diego State, Feb 24, 2013  
 Field chances: 1, at San Diego State, Feb 24, 2013  
 Assists: 1, at San Diego State, Feb 24, 2013

**MATT BOYD****Senior • 6'3" • 217 • 3L****Bats/Throws: L/L****Mercer Island, Wash.****Eastside Catholic****Pitcher | #31****2013 (Senior)**

*Louisville Slugger All-America Third Team ... All-Pac-12 First Team ... Pac-12 Pitcher of the Week Feb. 27 and March 18 ...* Saved the super regional finale with 1 1/3 innings of scoreless relief (6/10) ... Did not figure in the decision for the third consecutive start after allowing five hits and a run in seven innings against Kansas State (6/8) ... Did not figure in the decision after allowing three runs and four hits in 6 2/3 innings against UTSA (5/31) ... Did not get the decision after going seven innings against Washington State, allowing four hits and a run (5/24) ... Suffered his third loss of the season after scattering seven hits and three runs in a complete-game effort at Oregon (5/17) ... Became the first OSU pitcher with 10 wins after holding Stanford to eight hits and three runs in 6 1/3 innings (5/10) ... Struck out a career-hjgh 12 and allowed just three hits and a run in 8 1/3 innings against California for his ninth win (5/3) ... Earned win No. 8 after scattering five hits and three runs with 11 strikeouts in 8 1/3 innings against USC (4/26) ... Suffered a loss after allowing nine hits and four runs in six innings at Washington (4/20) ... Earned his seventh win after striking out eight, allowing two hits, in a complete-game shutout of Utah (4/12) ... Suffered his first loss since 2010 after allowing four hits and three runs in 6 2/3 innings at

## Player Biographies

UCLA (4/5) ... Got the win after five innings against San Diego, allowing four hits and three runs (3/29) ... Limited Arizona State to just one hit and three walks in a shutout, striking out a career-best 11 along the way (3/22) ... Held Arizona to two hits and two runs with six strikeouts to earn his fourth win (3/15) ... Allowed six hits and two runs in 5 2/3 innings against Texas State to earn the win (3/8) ... Did not figure in the decision after scattering eight hits and a run with seven strikeouts in six innings against Bryant (3/1) ... Set a career-high with nine strikeouts in 8 1/3 innings against San Diego State, scattering five hits in a win (2/22) ... Earned the win after allowing six hits and two runs in seven innings in a start against Gonzaga (2/16).

**Personal**

Majoring in communications ... Born February 2, 1991 in Bellevue, Wash., and considers Mercer Island, Wash., his hometown ... Son of Lisa and Kurt Boyd ... Has one sister, Jessica ... Favorite athlete is Ken Griffey, Jr. ... Favorite TV shows are MLB Tonight, Entourage and Family Guy and favorite movies are The Sandlot and Bull Durham ... Would be playing hockey if he wasn't a baseball player ... Chose Oregon State because of the quality of the coaches, the chance to play in a Pac-10 school, a chance to play for a school with a winning tradition and because OSU has his desired major.

**Boyd's Career Single-Game Highs**

Innings pitched: 9.0, Utah, Apr 12, 2013 ; Arizona State, Mar 22, 2013  
Walks allowed: 4, vs Kansas State, Feb 26, 2012 ; at San Diego, Mar 29, 2013 ; UTSA, May 31, 2013  
Strikeouts: 12, California, May 03, 2013  
Batters faced: 33, at Oregon, May 17, 2013  
Field chances: 6, Maine, Mar 21, 2010  
Putouts: 2, at USC, Apr 27, 2012 ; at Hawaii, Feb 22, 2010  
Assists: 5, Maine, Mar 21, 2010  
Runners CS: 2, Utah, Apr 12, 2013 ; Washington State, May 24, 2013

**COLE BROCKER**

**Senior • 6'2" • 219 • 1L**  
**Bats/Throws: R/R**  
**Appleton, Wis.**  
**Kimberly/Sacramento CC**

**Pitcher | #22****2013 (Senior)**

*Pac-12 All-Academic Honorable Mention* ... Earned a hold after allowing three hits and a run in 1 1/3 innings against Portland (5/8) ... Threw a scoreless ninth against Portland, picking up a strikeout (4/17) ... Picked up his first career win with 2 2/3 innings of relief against Portland, allowing four hits and a run with four strikeouts (4/2) ... Worked 1 1/3 innings of scoreless relief against San Diego State (2/21).

**Personal**

Majoring in psychology ... Born April 17, 1990 in Appleton, Wis. ... Son of Julie and Robert Brocker ... Has one brother, Jordan, and one sister, Michaela ... Favorite athlete is Tim Tebow and favorite TV show is Intentional Talk on the MLB Network ... Biggest athletic thrill to date is dogpiling after winning state in 2007 ... Chose Oregon State because "I want to pitch in Omaha."

**Brocker's Career Single-Game Highs**

Innings pitched: 3.0, Portland, Apr 03, 2012  
Walks allowed: 2, Portland, Apr 03, 2012 ; at Oregon, Apr 24, 2012  
Strikeouts: 5, Portland, Apr 03, 2012  
Batters faced: 12, Portland, Apr 02, 2013 ; Portland, Apr 03, 2012  
Field chances: 1, 8 times  
Putouts: 1, Portland, Apr 02, 2013 ; vs Saint Louis, Mar 03, 2012 ; vs Portland, May 08, 2013

**TONY BRYANT**

**Senior • 6'7" • 221 • 3L**  
**Bats/Throws: R/R**  
**Kennewick, Wash.**  
**Kennewick**

**Pitcher | #36****2013 (Senior)**

Threw 1 2/3 innings of scoreless relief against Oregon, striking out two (5/19) ... Tied a career-best with six strikeouts in 2 2/3 innings of relief against Stanford (5/10) ... Won his first game of the season in a 4-3 victory over Portland, walking two with four strikeouts against the Pilots (5/8) ... Picked up his first save of the season after working 1 1/3 innings of scoreless relief against USC (4/27) ... Worked 2 2/3 innings against Seattle, striking out three while allowing two hits and a run (4/22) ... Threw 1 2/3 innings against Utah, striking out two, to earn a hold (4/14) ... Worked 2 1/3 scoreless innings against Oregon (4/9) ... Allowed one unearned run and struck out one in 2 2/3 innings of scoreless relief against Texas State (3/10) ... Struck out three in two innings of scoreless relief against Texas State (3/8) ... Threw two innings of scoreless relief in the first game of the DH against Bryant, striking out two (3/2) ... Worked 1 1/3 innings of relief against Utah Valley, allowing just one hit (2/15).

**Personal**

Majoring in speech communication ... Born April 18, 1991 in Richland, Wash., and considers Kennewick his hometown ... Son of Joann and Gary Bryant ... Has three sisters, Kelsie, Christina and Stephanie ... Enjoys ping pong, video games and basketball in his spare time ... Favorite athlete is Randy Johnson and favorite TV show is Tosh.O ... Favorite movie is Happy Gilmore ... Biggest athletic thrill to date is playing in the 2011 NCAA Nashville Super Regional ... Chose Oregon State because he "liked the coaches and the great baseball program."

**Bryant's Career Single-Game Highs**

Struck out: 1, at UC Santa Barbara, Feb 18, 2012  
At bats: 1, at UC Santa Barbara, Feb 18, 2012  
Innings pitched: 4.0, at Fresno State, Feb 21, 2011 ; VMI, Mar 13, 2011  
Walks allowed: 3, at Stanford, May 12, 2013 ; at Washington, May 14, 2011  
Strikeouts: 6, at Fresno State, Feb 21, 2011 ; at Stanford, May 10, 2013  
Batters faced: 16, at Long Beach State, Mar 19, 2011  
Field chances: 2, vs Gonzaga, Feb 19, 2011 ; at Washington, May 14, 2011  
Putouts: 1, 8 times  
Assists: 2, at Washington, May 14, 2011  
Runners CS: 1, Washington, Mar 31, 2012 ; vs Oregon, May 26, 2010

## Player Biographies

**JERAD CASPER**

**Junior • 6'0" • 204 • TR**  
**Bats/Throws: R/R**  
**Maple Valley, Wash.**  
**Tahoma/Bellevue College**

**Infield | #15**

**2013 (Junior)**

Drove in a run and went 1-for-4 with a run scored against Oregon (4/9) ... Extended his hit streak to three games by going 1-for-3 with two RBI against Portland (4/2) ... Tripled home a run and went 1-for-2 in the finale against Arizona (3/17) ... Drove in two on a double and scored two runs against Gonzaga (2/16) ... Went 1-for-3 with a walk to open the season against Utah Valley (2/15).

**Personal**

Majoring in sociology ... Born January 29, 1992 ... Son of Ginny and Jerry Casper ... Has one older brother, Josh ... Born in Renton, Wash. ... Enjoys fishing, playing guitar, sports and hiking in his spare time ... Favorite professional athlete is Josh Hamilton and favorite TV show is Workaholics ... Favorite movie is The Dark Knight ... Chose Oregon State because of "the coaching staff and the winning tradition."

**Casper's Career Single-Game Highs**

Hits: 1, 11 times  
 Doubles: 1, 4 times  
 Total bases: 2, 4 times  
 RBI: 2, Portland, Apr 02, 2013 ; vs Gonzaga, Feb 16, 2013 ; vs UC Riverside, Feb 17, 2013  
 Runs scored: 2, vs Gonzaga, Feb 16, 2013  
 Walks: 1, 11 times  
 Struck out: 2, vs UC Riverside, Feb 17, 2013 ; Arizona State, Mar 22, 2013 ; at San Diego, Mar 30, 2013  
 Sac flies: 1, Portland, Apr 02, 2013  
 At bats: 4, Oregon, Apr 09, 2013 ; vs UC Riverside, Feb 17, 2013 ; vs UC Riverside, Feb 18, 2013  
 Field chances: 16, Bryant, Mar 02, 2013  
 Putouts: 15, Bryant, Mar 02, 2013  
 Assists: 5, San Francisco, Mar 12, 2013

**DAN CHILD**

**Junior • 6'5" • 225 • 2L**  
**Bats/Throws: R/R**  
**Rocklin, Calif.**  
**Jesuit**

**Pitcher | #41**

**2013 (Junior)**

*Pac-12 All-Academic Honorable Mention* ... Worked eight innings against Portland, throwing just 72 pitches, while allowing four hits and a run for the win (4/17) ... Did not get the decision after allowing four runs and one hit in 3 1/3 innings at San Diego (3/28) ... Earned the win after going seven innings in a start against Bryant, allowing three hits and two unearned runs with five strikeouts (3/2) ... Won his second game


after going 5 1/3 innings against SDSU, allowing seven hits and one run with six strikeouts (2/21) ... Got the win after allowing six hits and two runs in five innings against Utah Valley (2/15).

**Personal**

Major is sociology ... Born July 24, 1992 in Fresno, Calif. ... Son of Dan and Lori Child ... Has two brothers, Christopher and Andrew, and two sisters, Emily and Allison ... Enjoys tennis, basketball, biking and playing Xbox video games ... Favorite TV show is Man Vs. Food and favorite movie is Gladiator ... Biggest athletic thrill to date is winning a Gold medal with Team USA 18U in Mexico in 2009 ... Chose Oregon State because of the great program and is in a great college town.

**Child's Career Single-Game Highs**

Innings pitched: 10.0, at Utah, May 13, 2012  
 Walks allowed: 4, at San Diego, Mar 28, 2013  
 Strikeouts: 11, at Utah, May 13, 2012  
 Batters faced: 41, at Utah, May 13, 2012  
 Field chances: 3, vs Winthrop, Mar 02, 2012 ; at Illinois, Mar 10, 2012 ; Washington, Mar 31, 2012  
 Putouts: 1, 7 times  
 Assists: 3, vs Winthrop, Mar 02, 2012 ; Washington, Mar 31, 2012  
 Runners CS: 2, at California, Mar 17, 2012

**GABE CLARK**

**Freshman • 6'0" • 210 • HS**  
**Bats/Throws: R/R**  
**Riverside, Calif.**  
**John W. North**

**Infield/Outfield | #16**

**2013 (Freshman)**

Doubled and went 1-for-4 with an RBI in the finale against Bryant (3/3) ... Tripled and drove in a run in the second game of a doubleheader against Bryant (3/2) ... Drove in the game-winning run in the fourth on his first career hit in a win over Gonzaga (2/16).

**Personal**

Majoring in business ... Son of Monica and Jim Clark ... Born October 5, 1994 ... Has four siblings: Jamie, Bryttane, Brooke and Kris ... Favorite professional athlete is Mark Trumbo and favorite TV show is Workaholics ... Chose Oregon State because of a "great business program and a great baseball program."

**Clark's Career Single-Game Highs**

Hits: 1, 5 times  
 Doubles: 1, Bryant, Mar 03, 2013  
 Triples: 1, Bryant, Mar 02, 2013  
 Total bases: 3, Bryant, Mar 02, 2013  
 RBI: 1, 4 times  
 Runs scored: 1, vs Gonzaga, Feb 16, 2013 ; vs UC Riverside, Feb 17, 2013 ; Bryant, Mar 03, 2013  
 Walks: 1, 4 times  
 Hit by pitch: 1, Bryant, Mar 02, 2013  
 Struck out: 3, at San Diego State, Feb 21, 2013  
 At bats: 5, vs Gonzaga, Feb 16, 2013  
 Field chances: 2, Bryant, Mar 01, 2013  
 Putouts: 2, Bryant, Mar 01, 2013

## Player Biographies

**MICHAEL CONFORTO**

**Sophomore • 6'1" • 215 • 1L**  
**Bats/Throws: L/R**  
**Woodinville, Wash.**  
**Redmond**

**Outfield | #8**

**2013 (Sophomore)**

*Pac-12 Player of the Year ... All-Pac-12 First Team ... Pac-12 Player of the Week March 5 and March 19 ... Louisville Slugger National Player of the Week March 4 ... Pac-12 All-Academic Honorable Mention ...* Hit a solo home run in the first inning against Kansas State (6/9) ... Homered in the super regional opener against Kansas State (6/8) ... Drove in six runs on the strength of a grand slam and double in a three-hit effort in the finale against Oregon (5/19) ... Homered, went 2-for-4 and walked once against Oregon (5/18) ... Drove in two with a single in the series opener against California (5/3) ... Hit a solo home run in the fourth inning in the second game of the series against USC (4/27) ... Went 2-for-4 and doubled twice with an RBI in the opener against USC (4/26) ... Finished 2-for-5 with two runs and two RBI against San Diego (3/29) ... Hit a solo home run in the first and went 2-for-4 in the finale against Arizona (3/17) ... Homered, drove in three and went 3-for-5 in the opener against Arizona (3/15) ... Hit a grand slam, a three-run home run, scored three runs and drove in seven in a 3-for-5 effort in the series finale against Bryant (3/3) ... Homered for the second straight game and drove in two in the second game of a DH against Bryant (3/2) ... Homered and went 3-for-4 with three RBI in the first game of a DH against Bryant (3/2) ... Doubled and finished 2-for-5 in the series finale against San Diego State (2/24) ... Went 2-for-5 with a double and an RBI in the season opener against Utah Valley (2/15).

**Personal**

Major is undecided ... Born March 1, 1993 ... Son of Tracie and Mike Conforto ... Has one sister, Jacqueline ... Jacqueline plays soccer at Azusa Pacific and father, Mike, played football at Penn State ... Member of the honor roll in high school ... Favorite TV show is Seinfeld and favorite movie is Old School ... Chose Oregon State because of "it's a great program with great coaches and a great school."

**Conforto's Career Single-Game Highs**

Hits: 4, Arkansas-Pine Bluff, Apr 15, 2012  
 Doubles: 2, USC, Apr 26, 2013  
 Triples: 1, Arkansas-Pine Bluff, Apr 14, 2012; at San Diego State, Feb 21, 2013  
 Home runs: 2, at Nevada, Apr 10, 2012; Bryant, Mar 03, 2013; at Utah, May 11, 2012  
 Total bases: 9, Bryant, Mar 03, 2013; at Utah, May 11, 2012  
 RBI: 7, Bryant, Mar 03, 2013  
 Runs scored: 4, Portland, May 15, 2012  
 Walks: 4, vs UC Riverside, Feb 17, 2013  
 Hit by pitch: 2, at Oregon, Apr 24, 2012  
 Struck out: 3, at Portland, Apr 17, 2013; vs Saint Louis, Mar 03, 2012; San Francisco, Mar 12, 2013  
 Sac flies: 1, at San Diego State, Feb 21, 2013; vs Winthrop, Mar 02, 2012; Arizona State, Mar 24, 2013  
 Sac bunts: 1, at Portland, Apr 16, 2012; at USC, Apr 28, 2012  
 At bats: 6, at Utah, May 12, 2012  
 Stolen bases: 1, 7 times  
 Field chances: 5, San Francisco, Mar 13, 2013; at San Diego, Mar 29, 2013  
 Putouts: 5, at San Diego, Mar 29, 2013  
 Assists: 2, California, May 05, 2013

**DYLAN DAVIS**

**Sophomore • 6'0" • 210 • 1L**  
**Bats/Throws: R/R**  
**Redmond, Wash.**  
**Redmond**

**Pitcher/Outfield | #10**

**2013 (Sophomore)**

*Corvallis Regional Most Outstanding Player and All-Tournament Team ... All-Pac-12 First Team ...* Homered and went 2-for-6 with three RBI against Kansas State (6/9) ... Drove in the game-winning runs in the ninth and went 3-for-5 against UTSA (5/31) ... Homered for the second consecutive game, doubled and finished 3-for-5 with two RBI in the season finale against Washington State (5/26) ... Homered and drove in four runs in a 2-for-4 effort against Washington State (5/25) ... Tied a career-best with eight RBI on the strength of a 3-for-5 effort with a double against Stanford (5/11) ... Doubled, tripled, drove in three and went 2-for-5 against Stanford (5/10) ... Doubled and drove in three runs in a 2-for-4 effort against Cal (5/4) ... Doubled, drove in two runs and walked in the finale against USC (4/28) ... Doubled, drove in a run and went 2-for-5 in the opener against USC (4/26) ... Homered, went 2-for-4 and scored three runs with two RBI in the series finale against Washington (4/21) ... Drove in two and went 2-for-5 against Utah (4/13) ... Went 2-for-5 with a run and a double against Portland (4/2) ... Doubled twice and went 2-for-6 with an RBI against San Diego (3/29) ... Extended his hit streak to eight games by going 2-for-4 with three RBI against San Francisco (3/13) ... Hit his first home run of the season in a loss to San Francisco (3/12) ... Drove in two and went 2-for-5 with three runs in the opener against Texas State (3/8) ... Doubled twice and went 2-for-5 with two runs scored against Bryant (3/3) ... Doubled and went 3-for-5 in the series finale against San Diego State (2/24) ... Tripled and went 3-for-4 with an RBI against San Diego State (2/23) ... Doubled home a run in a 1-for-4 effort against San Diego State (2/22) ... Tripled and went 2-for-3 with three RBI against UC Riverside (2/17).

**Personal**

Major is business ... Born July 20, 1993 in Redmond, Wash. ... Son of Diana and Pat Davis ... Is an only child ... Enjoys hanging out with friends, video games and playing basketball and football in his spare time ... Biggest athletic thrill is winning a gold medal with the USA Baseball 16U National Team and participating in the Aflac All-American Game ... Chose Oregon State because of "the coaching staff and the chance to win a national championship."

**Davis' Career Single-Game Highs**

Hits: 4, at UC Santa Barbara, Feb 18, 2012; vs Northern Illinois, Mar 04, 2012  
 Doubles: 2, 5 times  
 Triples: 1, 4 times  
 Home runs: 1, 8 times  
 Total bases: 9, vs Northern Illinois, Mar 04, 2012  
 RBI: 5, Oklahoma, Mar 11, 2012; at Stanford, May 11, 2013  
 Runs scored: 3, at Washington, Apr 21, 2013; vs Northern Illinois, Mar 04, 2012; Texas State, Mar 08, 2013  
 Walks: 2, at UC Santa Barbara, Feb 17, 2012; California, May 03, 2013; at Stanford, May 12, 2013  
 Hit by pitch: 2, Connecticut, Mar 10, 2012  
 Struck out: 3, at UC Santa Barbara, Feb 18, 2012  
 Sac bunts: 1, vs UC Riverside, Feb 18, 2013  
 At bats: 6, 7 times  
 Stolen bases: 2, Bryant, Mar 02, 2013; Texas State, Mar 08, 2013; Washington State, May 24, 2013

## Player Biographies

**BEAU DAY**

**Junior • 6'0" • 230 • TR**  
**Bats/Throws: R/R**  
**Gresham, Ore.**  
**Centennial/Western Nevada**

**Catcher | #50**

**2013 (Junior)**

Drove in the game-winning runs with a double in the second and finished 2-for-3 in the finale against Utah (4/14) ... Went 4-for-4 and drove in two against Utah (4/13) ... Tripled and went 2-for-4 against San Diego (3/30).

**Personal**

Majoring in sociology ... Son of Robin and Jerry Day ... Born Dec. 21, 1990 ... Cousin is former Oregon State catcher Ryan Gorton ... Enjoys fishing in his spare time ... Chose Oregon State because of the "baseball program."

**Day's Career Single-Game Highs**

Hits: 4, Utah, Apr 13, 2013  
 Doubles: 1, Utah, Apr 14, 2013  
 Triples: 1, at San Diego, Mar 30, 2013  
 Total bases: 4, Utah, Apr 13, 2013 ; at San Diego, Mar 30, 2013  
 RBI: 2, Utah, Apr 13, 2013 ; Utah, Apr 14, 2013  
 Runs scored: 1, Utah, Apr 13, 2013 ; Utah, Apr 14, 2013 ; Bryant, Mar 03, 2013  
 Walks: 1, 6 times  
 Struck out: 2, at Portland, Apr 17, 2013 ; at Washington, Apr 20, 2013  
 At bats: 4, Utah, Apr 13, 2013 ; at Washington, Apr 20, 2013 ; at San Diego, Mar 30, 2013  
 Field chances: 1, San Francisco, Mar 12, 2013  
 Assists: 1, San Francisco, Mar 12, 2013

**MAX ENGELBREKT**

**Freshman • 6'3" • 197 • HS**  
**Bats/Throws: L/L**  
**Seattle, Wash.**  
**Bishop Blanchet**

**Pitcher | #19**

**2013 (Freshman)**

Saved his fifth game of the season with one inning of scoreless relief against UC Santa Barbara (6/1) ... Picked up his fifth win with 1 2/3 innings of scoreless relief against UTSA (5/31) ... Earned the win in the finale against Washington State after allowing two hits with a strikeout in 1 1/3 innings (5/26) ... Threw 1 1/3 innings of relief against Seattle, striking out three while allowing one hit (4/22) ... Picked up win No. 3 after going a season-long 3 1/3 innings in the series finale vs. ASU, holding the Sun Devils scoreless (3/24) ... Recorded his fourth save by holding San Francisco scoreless in two innings (3/13) ... Picked up save No. 3 while holding Texas State to one run in an inning of work (3/10) ... Struck out three in an inning in the second game of a DH against Bryant to earn his second save (3/2) ... Struck out one and did not allow a hit or

run in 2 1/3 innings against San Diego State (2/21) ... Earned a win after throwing 2 2/3 innings of shutout relief against UC Riverside (2/18) ... Picked up his first career save in his first appearance in the season opener against Utah Valley (2/15).

**Personal**

Majoring in business ... Son of Dianne and Mark Engelbrekt ... Born September 30, 1993 ... Has one sister, Lily ... Favorite professional athlete is Felix Hernandez ... Favorite movie is Se7en and favorite TV show is The Wire ... Chose Oregon State "because of the competitiveness of the program."

**Engelbrekt's Career Single-Game Highs**

Innings pitched: 3.1, Arizona State, Mar 24, 2013  
 Walks allowed: 4, Arizona State, Mar 24, 2013  
 Strikeouts: 3, at Seattle, Apr 22, 2013 ; vs Utah Valley, Feb 15, 2013 ; Bryant, Mar 02, 2013  
 Batters faced: 15, Arizona State, Mar 24, 2013  
 Field chances: 2, at Arizona, Mar 16, 2013  
 Putouts: 1, at UC Santa Barbara, Jun 01, 2013 ; Arizona State, Mar 24, 2013 ; Washington State, May 26, 2013  
 Assists: 1, at Seattle, Apr 22, 2013 ; at San Diego State, Feb 21, 2013 ; at Arizona, Mar 16, 2013  
 Runners CS: 1, at UCLA, Apr 06, 2013

**NATE ESPOSITO**

**Sophomore • 5'10" • 190 • 1L**  
**Bats/Throws: R/R**  
**Granite Bay, Calif.**  
**Granite Bay**

**Catcher | #6**

**2013 (Sophomore)**

Walked three times and went 0-for-1 against Utah (4/13) ... Went 2-for-3 and drove in a run in the second game of the series against UCLA (4/6) ... Drove in a run and was 1-for-1 against Bryant (3/3) ... Went 1-for-4 with a run and an RBI against UC Riverside (2/17).

**Personal**

Major is undecided ... Born June 25, 1993 in Sacramento, Calif. ... Son of Julie and Pat Esposito ... Has two brothers, Nick and Vinny ... Father, Pat, played collegiate baseball at Cal Poly ... Enjoys ping pong and pool basketball in his spare time ... Favorite TV channel is ESPN and favorite movie is Pulp Fiction ... Favorite athlete is Derek Jeter ... Chose Oregon State because of "the excellent baseball program."

**Esposito's Career Single-Game Highs**

Hits: 2, at UCLA, Apr 06, 2013  
 Total bases: 2, at UCLA, Apr 06, 2013  
 RBI: 1, 5 times  
 Runs scored: 1, 7 times  
 Walks: 3, Utah, Apr 13, 2013  
 Hit by pitch: 2, at San Diego State, Feb 24, 2013  
 Struck out: 2, Bryant, Mar 02, 2013 ; at San Diego, Mar 29, 2013  
 Sac flies: 1, Arkansas-Pine Bluff, Apr 14, 2012  
 At bats: 5, at San Diego, Mar 29, 2013  
 Field chances: 11, Utah, Apr 14, 2013  
 Putouts: 10, Utah, Apr 14, 2013  
 Assists: 2, at UCLA, Apr 07, 2013 ; at Nevada, Apr 10, 2012



## Player Biographies

**JACE FRY****Sophomore • 6'0" • 194 • 1L****Bats/Throws: L/L****Beaverton, Ore.****Southridge****Pitcher | #11****2013 (Sophomore)**

Finished with a perfect inning of relief against Washington State (5/26) ... Threw in his first game of the season in the finale against Cal, going 1/3 of an inning with one walk and one run allowed (5/5).

**Personal**

Major is undecided ... Born July 9, 1993 ... Son of Candy Baur and Steve Fry ... Has two brothers, D'Cota and Storm, and two sisters, Stephe and Skyler ... Enjoys ping pong and boating in his spare time ... Chose Oregon State because of "great history, they're contenders and good teammates and coaches."

**Fry's Career Single-Game Highs**

Innings pitched: 9.0, UCLA, Apr 21, 2012 ; Stanford, May 05, 2012 ; at Utah, May 12, 2012

Walks allowed: 4, Washington, Apr 01, 2012 ; Arizona, Mar 25, 2012 ; Stanford, May 05, 2012

Strikeouts: 7, Washington, Apr 01, 2012

Batters faced: 35, Stanford, May 05, 2012

Field chances: 4, Washington, Apr 01, 2012 ; Connecticut, Mar 10, 2012

Putouts: 1, at Utah, May 12, 2012

Assists: 4, Washington, Apr 01, 2012 ; Connecticut, Mar 10, 2012

Runners CS: 1, at Arizona State, Apr 07, 2012 ; UCLA, Apr 21, 2012 ; Stanford, May 05, 2012

**MAX GORDON****Senior • 5'8" • 170 • 2L****Bats/Throws: L/L****Ashland, Ore.****Ashland/Sierra College****Outfield | #4****2013 (Senior)**

Went 3-for-5 and scored two runs against Stanford (5/11) ... Set a career-high with a 4-for-5 effort and drove in two runs in the series opener against USC (4/26) ... Doubled, went 2-for-5 and score a run in the series finale against Washington (4/21) ... Pushed his hit streak to seven games by going 1-for-1 with two runs in the finale against Arizona (3/17) ... Scored the game-winning run in the eighth against San Diego State and went 1-for-3 with a walk (2/22) ... Drove in a run, walked twice and went 1-for-2 in the series opener against San Diego State (2/21) ... Went 1-for-3 and scored a run against Gonzaga (2/16).

**Personal**

Majoring in human development and family science ... Born August 8, 1990 in Sacramento, Calif. ... Son of Michelle and Stan Gordon ... Has one brother, Nicholas ... Enjoys hunting, snowboarding and fishing ... Fa-

vorite athlete is Ken Griffey, Jr., and favorite TV show is SportsCenter ... Favorite movie is Anchorman ... Biggest athletic thrill to date is winning a high school state championship.

**Gordon's Career Single-Game Highs**

Hits: 4, USC, Apr 26, 2013

Doubles: 1, 7 times

Triples: 1, Arizona, Mar 24, 2012

Total bases: 5, Arizona, Mar 24, 2012

RBI: 2, USC, Apr 26, 2013 ; at California, Mar 18, 2012 ; at Utah, May 12, 2012

Runs scored: 3, at California, Mar 18, 2012

Walks: 2, 6 times

Hit by pitch: 2, at USC, Apr 27, 2012 ; at California, Mar 17, 2012

Struck out: 2, 8 times

Sac flies: 1, at USC, Apr 28, 2012 ; Hartford, Mar 05, 2011 ; at Utah, May 12, 2012

Sac bunts: 2, at Kansas State, Jun 10, 2013 ; at California, Mar 18, 2012

At bats: 5, 8 times

Stolen bases: 1, 8 times

Caught stealing: 1, at Arizona State, Apr 07, 2012 ; at Stanford, May 12, 2013

Field chances: 5, at Stanford, May 11, 2013

Putouts: 5, at Stanford, May 11, 2013

Assists: 1, vs Winthrop, Mar 02, 2012

**DANNY HAYES****Senior • 6'4" • 209 • 3L****Bats/Throws: L/R****Rancho Murieta, Calif.****Jesuit****Infield | #9****2013 (Senior)**

Hit a two-run home run in the second in the Super Regional finale against Kansas State (6/10) ... Drove in three and went 2-for-5 with a run scored against Texas A&M (6/2) ... Walked with the bases loaded for the game-winning run in the ninth against UC Santa Barbara (6/1) ... Hit a game-tying solo home run in the eighth and finished 2-for-4 in the finale against Washington State (5/26) ... Hit a two-run home run and walked in another in a 1-for-3 effort in the finale at Stanford (5/12) ... Hit a two-run home run in the fourth inning in the series finale against California (5/5) ... Doubled and went 2-for-3 in the series opener against Cal (5/3) ... Doubled and went 2-for-4 with two RBI against USC (4/26) ... Doubled, homered and drove in two while going 2-for-6 at Seattle (4/22) ... Doubled and went 2-for-5 with two runs in the finale at Washington (4/21) ... Doubled twice, scored three runs and posted two RBI in collecting a career-best four hits in the win over Portland (4/17) ... Pushed his hit streak to four games by going 2-for-4 with two runs, a double and two RBI against Portland (4/2) ... Tied a career high with three hits and scored two runs with an RBI against San Diego (3/29) ... Homered and drove in four runs in the opener against Texas State (3/8) ... Doubled and tied a career-best with three hits in four at bats in the series finale against Bryant (3/3) ... Doubled, walked twice and went 2-for-3 with a run in the series finale against San Diego State (2/24) ... Went 2-for-3 and scored two runs in the third game of the series against San Diego State (2/23) ... Drove in the game-winning run in the eighth and went 2-for-4 in the win over San Diego State (2/22) ... Drove in a run, walked twice and went 1-for-2 against San Diego State (2/21).

**Personal**

Major is sociology ... Born September 21, 1990 in Sacramento but considers Rancho Murieta his hometown ... Is the son of Dan and Jeanne Hayes

## Player Biographies

... Has one sister, Hailey ... Favorite athlete is Dustin Pedroia and favorite movie is Top Gun ... Biggest athletic thrill to date is hitting his first collegiate home run, April 18, 2010 against Stanford ... Chose Oregon State because of the coaching staff.

### Hayes' Career Single-Game Highs

Hits: 4, at Portland, Apr 17, 2013  
 Doubles: 2, UCLA, Apr 10, 2010 ; at Portland, Apr 17, 2013  
 Triples: 1, at UC Santa Barbara, Feb 19, 2012  
 Home runs: 2, at Washington State, May 18, 2012  
 Total bases: 8, at Washington State, May 18, 2012  
 RBI: 5, at Washington State, May 18, 2012  
 Runs scored: 3, 5 times  
 Walks: 3, Hartford, Mar 05, 2011 ; Texas State, Mar 08, 2013 ; Washington State, May 24, 2013  
 Hit by pitch: 1, 7 times  
 Struck out: 3, Arizona State, Apr 08, 2011 ; UCLA, Apr 11, 2010 ; Maine, Mar 20, 2010  
 At bats: 6, at Seattle, Apr 22, 2013  
 Stolen bases: 2, vs Utah Valley, Feb 15, 2013  
 Field chances: 18, at Seattle, Apr 22, 2013 ; Arizona State, Mar 23, 2013  
 Putouts: 18, at Seattle, Apr 22, 2013 ; Arizona State, Mar 23, 2013  
 Assists: 4, Arizona State, Mar 24, 2013

## JEFF HENDRIX



**Freshman • 5'11" • 181 • HS**  
**Bats/Throws: L/R**  
**Corvallis, Ore.**  
**Santiam Christian**

**Outfield | #42**

### 2013 (Freshman)

Finished with two hits, two runs and an RBI against San Diego (3/29) ... Drove in two runs, scored one and went 2-for-4 against San Diego State (2/24).

### Personal

Major is exercise and sports science ... Born July 16, 1993 ... Son of Paula and Bart Hendrix ... Has one older sister, Kiersten, and one younger brother, Daniel ... Father, Bart, played football, track and wrestling at Pacific University from 1982-84 ... Enjoys sports, video games and hanging out with friends in his spare time ... On Santiam Christian Honor Roll in each of his four years and was honored as National Scholar Athlete Award at his 2012 graduation ... Chose Oregon State because "it has always been my dream to play and attend Oregon State."

### Hendrix's Career Single-Game Highs

Hits: 2, at San Diego State, Feb 24, 2013 ; at San Diego, Mar 29, 2013  
 Total bases: 2, at San Diego State, Feb 24, 2013 ; at San Diego, Mar 29, 2013  
 RBI: 2, at San Diego State, Feb 24, 2013  
 Runs scored: 2, at San Diego, Mar 29, 2013  
 Walks: 1, at San Diego State, Feb 24, 2013  
 Hit by pitch: 1, Portland, Apr 02, 2013  
 Struck out: 2, at UCLA, Apr 05, 2013 ; at San Diego State, Feb 24, 2013 ; at San Diego, Mar 29, 2013  
 At bats: 4, at San Diego State, Feb 24, 2013 ; at San Diego, Mar 29, 2013  
 Stolen bases: 2, Bryant, Mar 02, 2013  
 Field chances: 3, at UCLA, Apr 05, 2013 ; at Oregon, May 18, 2013  
 Putouts: 3, at UCLA, Apr 05, 2013 ; at Oregon, May 18, 2013

## RYAN HOWELL



**Sophomore • 5'10" • 200 • 1L**  
**Bats/Throws: R/R**  
**Brentwood, Calif.**  
**Heritage**

**Outfield | #30**

### 2013 (Sophomore)

Pinch hit and drove in a run with a single in the ninth against San Diego State (2/21).

### Personal

Major is sociology ... Born October 30, 1992 in Oakland, Calif. ... Son of Terri Hemenes and Vince Howell ... Has one brother, Johnny, and four sisters, Samantha, Haley, Jessica and Lauryn ... Enjoys any extreme sport and fishing in his spare time ... Favorite athlete is Ryan Dungee and favorite TV show is Tosh.0 ... Favorite movie Super Troopers ... Would be a snowboarding professional if he weren't playing baseball.

### Howell's Career Single-Game Highs

Hits: 1, Portland, Apr 03, 2012 ; at San Diego State, Feb 21, 2013  
 Total bases: 1, Portland, Apr 03, 2012 ; at San Diego State, Feb 21, 2013  
 RBI: 1, Portland, Apr 03, 2012 ; at San Diego State, Feb 21, 2013  
 Walks: 1, at San Diego State, Feb 24, 2012 ; vs Northern Illinois, Mar 04, 2012 ; San Francisco, Mar 12, 2013  
 Struck out: 1, 4 times  
 At bats: 2, at San Diego State, Feb 23, 2013 ; San Francisco, Mar 12, 2013

## BRANDON JACKSON



**Junior • 6'0" • 185 • TR**  
**Bats/Throws: R/R**  
**Roseburg, Ore.**  
**Roseburg/Western Nevada**

**Pitcher | #43**

### 2013 (Junior)

Allowed one hit and one run with three strikeouts for a hold against Portland (5/8) ... Worked two scoreless innings against Utah (4/13) ... Took the loss but scattered just one hit and one run in 2 1/3 innings against Oregon (4/9) ... Picked up win No. 4 after throwing 1 1/3 innings of relief against Arizona (3/17) ... Threw two scoreless innings in the opener against Arizona, striking out two (3/15) ... Earned the win after throwing 2 2/3 scoreless innings against San Francisco (3/13) ... Picked up his first save after striking out five and allowing one hit in 3 1/3 scoreless innings against Texas State (3/9) ... Struck out and five in three innings against Bryant to pick up his second win of the season (3/3) ... Scattered four hits and two walks in 4 1/3 innings of scoreless relief to pick up the win in the series finale against San Diego State (2/24).

### Personal

Majoring in sociology ... Born April 30, 1992 ... Son of Alicia and Rodney Jackson ... Has two younger brothers, Brentt and Brett, and two older

## Player Biographies

sisters, Jessica and Alissa ... Enjoys golfing, hanging out with friends and swimming in his spare time ... Favorite TV show is SportsCenter and favorite movie is 61\* ... Chose Oregon State because "it has always been my dream to play for Oregon State."

### Jackson's Career Single-Game Highs

Innings pitched: 4.1, at San Diego State, Feb 24, 2013  
Walks allowed: 2, at Seattle, Apr 22, 2013 ; at San Diego State, Feb 24, 2013  
Strikeouts: 5, Bryant, Mar 03, 2013 ; Texas State, Mar 09, 2013  
Batters faced: 17, at San Diego State, Feb 24, 2013  
Field chances: 2, Oregon, Apr 09, 2013 ; at San Diego State, Feb 24, 2013  
Putouts: 1, at Arizona, Mar 15, 2013  
Assists: 2, Oregon, Apr 09, 2013 ; at San Diego State, Feb 24, 2013

## JOEY JANSEN



**Sophomore • 5'11" • 175 • TR**  
**Bats/Throws: L/L**  
**Kennewick, Wash.**  
**Kamiakin/Columbia Basin C.**

**Outfield | #17**

### 2013 (Sophomore)

Doubled and drove in two to finish 2-for-4 against UCLA (4/6) ... Posted a 2-for-4 effort with an RBI and a walk in the opener against Arizona (3/15) ... Doubled and went 1-for-1 with two RBI and a walk in the third game of the series against San Diego State (2/23) ... Drove in a run on his first career hit in a win over Gonzaga (2/16).

### Personal

Majoring in business ... Born November 10, 1992 ... Son of Mary and Jeff Jansen ... Has one younger brother, Johnny ... Enjoys golfing in his spare time ... Named to Honor Roll during high school tenure ... Favorite TV show is The Office and favorite movie is The Dark Knight ... Chose Oregon State because of "great baseball history and a history of winning."

### Jansen's Career Single-Game Highs

Hits: 2, at UCLA, Apr 06, 2013 ; at Arizona, Mar 15, 2013  
Doubles: 1, at UCLA, Apr 06, 2013 ; at San Diego State, Feb 23, 2013  
Total bases: 3, at UCLA, Apr 06, 2013  
RBI: 2, at UCLA, Apr 06, 2013 ; at San Diego State, Feb 23, 2013  
Runs scored: 1, at UCLA, Apr 07, 2013 ; vs UC Riverside, Feb 17, 2013 ; at San Diego, Mar 28, 2013  
Walks: 1, 6 times  
Hit by pitch: 1, at San Diego State, Feb 22, 2013  
Struck out: 2, Oregon, Apr 09, 2013 ; at San Diego State, Feb 22, 2013  
Sac bunts: 1, at UCLA, Apr 06, 2013 ; Bryant, Mar 01, 2013  
At bats: 4, 4 times  
Stolen bases: 1, San Francisco, Mar 12, 2013  
Caught stealing: 1, Utah, Apr 14, 2013 ; at San Diego State, Feb 21, 2013  
Field chances: 5, Bryant, Mar 03, 2013  
Putouts: 5, Bryant, Mar 03, 2013

## KAVIN KEYES



**Junior • 5'11" • 200 • 2L**  
**Bats/Throws: S/R**  
**Sandy, Utah**  
**Alta**



**Infield | #3**

### 2013 (Junior)

Tied a career high with four hits and scored a career-best four runs against Kansas State (6/9) ... Homered, doubled, walked twice and went 3-for-3 with two runs scored against Washington State (5/24) ... Scored three runs and went 2-for-5 with a double against Stanford (5/11) ... Drove in two in a 1-for-4 effort in the opener against Stanford (5/10) ... Went 2-for-3 with a run scored in the opener against Cal (5/3) ... Drove in three and finished 3-for-5 with a run scored against USC (4/26) ... Doubled and went 2-for-3 with two runs scored against UCLA (4/6) ... Went 2-for-5 with two runs, two RBI and two walks against San Diego (3/29) ... Homered and went 2-for-4 in the opener against San Diego (3/28) ... Doubled and went 2-for-5 with an RBI against Arizona (3/15) ... Doubled home two runs and went 1-for-4 against San Francisco (3/13) ... Went 2-for-4 and drove in three runs against Texas State (3/8) ... Doubled twice and drove in two runs on a 2-for-5 effort in the series finale against San Diego State (2/24) ... Went 2-for-5 with an RBI in the win over UC Riverside (2/18) ... Finished 2-for-4 with a run scored in the season opener against Utah Valley (2/15).


### Personal

Major is sociology ... Born April 25, 1992 ... Son of Bob Keyes and Shauna Robinson ... Has one brother, Kyle, and one sister, Savanna ... Was a member of the Honor Roll throughout his high school tenure ... Favorite TV show is Two And A Half Men and favorite movie is Old School.

### Keyes' Career Single-Game Highs

Hits: 4, at Kansas State, Jun 09, 2013 ; at California, Mar 18, 2012  
Doubles: 2, at San Diego State, Feb 24, 2013 ; at Utah, May 12, 2012 ; vs Washington, May 13, 2011  
Triples: 1, at Washington, Apr 20, 2013 ; at Utah, May 11, 2012 ; Portland, May 15, 2012  
Home runs: 1, at San Diego, Mar 28, 2013 ; at Washington, May 14, 2011 ; Washington State, May 24, 2013  
Total bases: 7, Washington State, May 24, 2013  
RBI: 4, Portland, May 15, 2012  
Runs scored: 4, at Kansas State, Jun 09, 2013  
Walks: 2, 9 times  
Hit by pitch: 2, at UC Santa Barbara, Feb 17, 2012  
Struck out: 2, 21 times  
Sac flies: 1, 12 times  
Sac bunts: 2, Connecticut, Mar 10, 2012  
At bats: 6, at UC Santa Barbara, Feb 18, 2012  
Stolen bases: 1, 9 times  
Caught stealing: 1, at Washington, May 14, 2011 ; Oregon, May 27, 2012 ; at Oregon, May 28, 2011  
Field chances: 19, at Utah, May 12, 2012  
Putouts: 17, at Utah, May 12, 2012 ; Oregon, May 25, 2012  
Assists: 6, Arizona State, Mar 23, 2013

## Player Biographies

**PAUL MARTINEZ**

**Freshman • 5'10" • 170 • HS**  
**Bats/Throws: L/R**  
**Riverside, Calif.**  
**Arlington**

**Infield | #7**

**2013 (Freshman)**

Played in three games.

**Personal**

Majoring in merchandising management ... Born June 5, 1994 ... Son of Yvonne and Paul Martinez ... Has two younger brothers, Jacob and Shane, and one younger sister, Alyssa ... Maintained a 4.2 cumulative GPA through high school ... Favorite professional athlete is Robinson Cano and favorite movie is The Warrior ... Chose Oregon State because of "it being a great research school and the fantastic baseball program."

**Martinez's Career Single-Game Highs**

Walks: 1, Texas State, Mar 08, 2013

At bats: 1, Bryant, Mar 03, 2013

Field chances: 1, vs UC Riverside, Feb 17, 2013 ; Bryant, Mar 03, 2013

Assists: 1, vs UC Riverside, Feb 17, 2013 ; Bryant, Mar 03, 2013

**JOEY MATTHEWS**

**Senior • 5'10" • 193 • 1L**  
**Bats/Throws: R/R**  
**Vacaville, Calif.**  
**Vacaville/Sacramento City**

**Outfield | #35**

**2013 (Senior)**

Doubled in the game-winning run in the bottom of the 11th in the victory over UC Riverside (2/18) ... Went 2-for-3 with a double and two RBI against UC Riverside (2/17).

**Personal**

Majoring in sociology ... Born October 1, 1990 in Vallejo, Calif. ... Son of Gina and Bill Matthews ... Has one brother, Gary, and two sisters, Kelley and Jessica ... Enjoys bike rides, music, swimming and visiting YouTube and Facebook in his spare time ... A member of the National Honor Society during his high school tenure ... Favorite TV Show is Quick Pitch on the MLB Network and favorite movie is The Lion King ... Chose Oregon State because of "the winning tradition."

**Matthews' Career Single-Game Highs**

Hits: 3, Arkansas-Pine Bluff, Apr 15, 2012 ; Stanford, May 05, 2012

Doubles: 2, at Oregon, Apr 24, 2012

Triples: 1, Arkansas-Pine Bluff, Apr 15, 2012 ; at USC, Apr 27, 2012

Home runs: 1, Arkansas-Pine Bluff, Apr 14, 2012

Total bases: 6, Arkansas-Pine Bluff, Apr 14, 2012

RBI: 2, Arkansas-Pine Bluff, Apr 14, 2012 ; Arkansas-Pine Bluff, Apr 15, 2012 ; vs UC Riverside, Feb 17, 2013

Runs scored: 2, 4 times

Walks: 1, 11 times

Hit by pitch: 2, Oregon, May 27, 2012

Struck out: 3, at USC, Apr 28, 2012

Sac bunts: 1, Portland, Apr 03, 2012 ; Bryant, Mar 02, 2013 ; Stanford, May 06, 2012

At bats: 5, 4 times

Stolen bases: 1, Arkansas-Pine Bluff, Apr 15, 2012

Field chances: 5, UCLA, Apr 20, 2012

Putouts: 5, UCLA, Apr 20, 2012

**ANDREW MOORE**

**Freshman • 5'11" • 180 • HS**  
**Bats/Throws: R/R**  
**Eugene, Ore.**  
**North Eugene**

**Pitcher | #23**

**2013 (Freshman)**

*Louisville Slugger All-America Second Team ... NCBWA Freshman All-America First Team ... Semifinalist for National Pitcher of the Year ... Pac-12 Freshman of the Year ... All-Pac-12 First Team ... Corvallis Regional All-Tournament Team ... NCBWA National Co-Pitcher of the Week May 21 ... Pac-12 Conference Pitcher of the Week (May 21) ...* Picked up win No. 14 with an eight-inning start against Kansas State, allowing six hits and four runs - three earned - with a career-best nine strikeouts (6/10) ... Earned his 13th win after holding UC Santa Barbara to two runs and five hits over eight innings (6/1) ... Threw his second consecutive shutout, holding Washington State to six hits while he struck out seven for his 12th win (5/26) ... Held Oregon to just two hits in a complete-game shutout for his 11th win of the season (5/18) ... Won game No. 10 with a six-inning outing at Stanford, allowing six hits and two runs with two strikeouts (5/11) ... Threw his first career complete game, shutting out California, with just two hits allowed and two strikeouts for the win (5/4) ... Earned his eighth win after holding USC to just five hits with no runs in 7 2/3 innings (4/27) ... Did not figure in the decision after allowing seven hits and two runs in 6 1/3 innings at Washington (4/20) ... Picked up the win after limiting Utah to five hits and three runs in 6 2/3 innings (4/13) ... Earned his sixth win after allowing just four hits with five runs in 6 2/3 innings at UCLA (4/6) ... Picked up the save after going four scoreless innings at San Diego (3/29) ... Took the loss after allowing four hits and two runs in 5 2/3 innings against Arizona State (3/23) ... Came away with his Pac-12 leading fifth win after limiting Arizona to three runs on nine hits in 5 2/3 innings (3/16) ... Earned his fourth win after holding Texas State to six hits and three runs in 5 2/3 innings (3/9) ... Improved to 3-0 after allowing four hits and a walk with seven strikeouts in eight innings against Bryant (3/2) ... Scattered just two hits with two strikeouts for a win after going 8 1/3 innings against San Diego State (2/23) ... Picked up the win in his first career start after allowing four hits, one earned and three walks while striking out six against UC Riverside (2/17).

**Personal**

Major is undecided ... Born June 2, 1994 ... Son of Estelle Coreris-Moore and Harold Moore ... Has one older brother, Bradley ... Enjoys playing sports, hanging out with friends and watching TV in his spare time ... Favorite professional athlete is Hunter Pence and his favorite movie is The Dark Knight Rises ... Chose Oregon State because "it's close to home, best college baseball program, unbelievable atmosphere at Goss Stadium and the great coaching staff with the great academics."

**Moore's Career Single-Game Highs**

Innings pitched: 9.0, California, May 04, 2013 ; at Oregon, May 18, 2013 ; Washington State, May 25, 2013

Walks allowed: 3, 4 times

## Player Biographies

Strikeouts: 9, at Kansas State, Jun 09, 2013  
 Batters faced: 33, at UC Santa Barbara, Jun 01, 2013 ; at Kansas State, Jun 09, 2013 ; Washington State, May 25, 2013  
 Field chances: 6, California, May 04, 2013  
 Putouts: 2, Washington State, May 25, 2013  
 Assists: 6, California, May 04, 2013  
 Runners CS: 1, 5 times

## TYLER PAINTON



**R. Sophomore • 6'4" • 201 • TR**

**Bats/Throws: L/L**

**Bakersfield, Calif.**

**Centennial/Bakersfield CC**

**Pitcher/Infield | #25**

### 2013 (Redshirt Sophomore)

Allowed two hits with two strikeouts in 4 2/3 innings of scoreless relief against San Francisco (3/12) ... Worked an inning of scoreless relief to close out the finale against Bryant (3/3) ... Threw six innings of scoreless relief against UC Riverside, scattering one hit and two walks with four strikeouts (2/18).

### Personal

Majoring in sociology ... Born February 20, 1992 ... Son of Kim and Jim Painton ... Has one sister, McKenna ... Father, Tim, played baseball at Fresno State and in the Minors with the San Francisco Giants and California Angels organizations from 1980-81 ... Member of Dean's List and National Honor Roll in high school ... Enjoys the beach, playing golf and longboarding in his spare time ... Favorite professional athlete is Jon Lester and favorite movie is The Sandlot ... Chose Oregon State "for the academics and the long successes of Oregon State baseball."

### Painton's Career Single-Game Highs

Innings pitched: 6.0, vs UC Riverside, Feb 18, 2013  
 Walks allowed: 2, vs UC Riverside, Feb 18, 2013  
 Strikeouts: 4, vs UC Riverside, Feb 18, 2013  
 Batters faced: 21, vs UC Riverside, Feb 18, 2013  
 Field chances: 2, at San Diego, Mar 28, 2013  
 Putouts: 1, at San Diego, Mar 28, 2013  
 Assists: 1, vs UC Riverside, Feb 18, 2013 ; at San Diego, Mar 28, 2013  
 Runners CS: 1, vs UC Riverside, Feb 18, 2013

## ANDY PETERSON



**Junior • 5'10" • 170 • TR**

**Bats/Throws: R/R**

**La Palma, Calif.**

**Kennedy/Santa Ana JC**

**Infield | #14**

### 2013 (Junior)

*Corvallis Regional All-Tournament Team ... Pac-12 All-Academic Honorable Mention* ... Posted a 4-for-5 effort with two runs and two RBI against Oregon (5/18) ... Went 3-for-3 with two runs and two RBI against Stanford (5/11) ... Went 3-for-5 with a run in the opener against

Stanford (5/10) ... Bunted for a hit twice and finished 3-for-5 with two RBI against Cal (5/4) ... Went 2-for-2, scored two runs and drove in another in the finale against USC (4/28) ... Extended his hit streak to eight games by going 2-for-5 with an RBI against USC (4/26) ... Tied a season-best with three hits in a 3-for-5 effort against Utah (4/13) ... Drove in two and scored two runs in a 2-for-4 effort against UCLA (4/6) ... Moved hit streak to a season-long five games with a 1-for-3 effort against Portland (4/2) ... Went 2-for-2 with three runs scored in the win over San Francisco (3/13) ... Scored a run, walked and went 2-for-3 in the finale against Texas State (3/10) ... Doubled and went 1-for-4 in the series finale against Bryant (3/3) ... Doubled, walked and went 2-for-3 in the opener against Bryant (3/1) ... Finished 2-for-3 with two RBI and a walk in the finale against San Diego State (2/24) ... Scored two runs and went 3-for-5 in a win over UC Riverside (2/17) ... Drove in one and went 2-for-4 in a win over Gonzaga (2/16) ... Went 1-for-3 with an RBI in his OSU debut (2/15).

### Personal

Majoring in sociology ... Born April 19, 1992 ... Son of Debra and Walt Peterson ... Has two older brothers, John and Matt ... Enjoys fishing, golf, ping pong, football and going to the beach in his spare time ... Scholar-Athlete during his tenure in high school ... Favorite professional athletes are Tom Brady and Dustin Pedroia ... Favorite movie is Forrest Gump ... Chose Oregon State because of the "great tradition, coaches, past excellence and great facilities."

### Peterson's Career Single-Game Highs

Hits: 4, at Oregon, May 18, 2013  
 Doubles: 1, 5 times  
 Total bases: 4, vs UC Riverside, Feb 17, 2013 ; at Oregon, May 18, 2013  
 RBI: 2, 7 times  
 Runs scored: 3, Bryant, Mar 02, 2013 ; San Francisco, Mar 13, 2013 ; at Oregon, May 19, 2013  
 Walks: 2, Arizona State, Mar 24, 2013  
 Hit by pitch: 1, 6 times  
 Struck out: 3, Bryant, Mar 02, 2013 ; at San Diego, Mar 28, 2013  
 Sac flies: 1, USC, Apr 28, 2013 ; at San Diego, Mar 30, 2013 ; at Stanford, May 11, 2013  
 Sac bunts: 2, Kansas State, Jun 08, 2013 ; UTSA, May 31, 2013  
 At bats: 6, at Seattle, Apr 22, 2013 ; at Kansas State, Jun 09, 2013  
 Stolen bases: 2, Texas State, Mar 08, 2013  
 Caught stealing: 1, 5 times  
 Field chances: 12, at San Diego State, Feb 24, 2013  
 Putouts: 6, at Washington, Apr 20, 2013 ; at San Diego State, Feb 24, 2013 ; Arizona State, Mar 24, 2013  
 Assists: 7, at Arizona, Mar 16, 2013

## ZACK RESER



**R. Sophomore • 6'1" • 201 • 1L**

**Bats/Throws: L/L**

**Beaverton, Ore.**

**Westview**

**Pitcher | #44**

### 2013 (Redshirt Sophomore)

Struck out the side in the ninth in the opener against Texas State (3/8) ... Struck out one in 1 1/3 innings of relief against Bryant in the series finale (3/3) ... Threw 12 pitches in 1 2/3 innings of scoreless relief against UC Riverside (2/17).

### Personal

Majoring in finance ... Born April 23, 1992 in Portland, Ore. ... Son of Jane and Marty Reser and the grandson of Pat and Al Reser ... Father, Marty,

## Player Biographies

wrestled at OSU as did his brother, Alex ... Also has one sister, Nikki ... Loves to dance and wakeboard when not on the diamond ... Was on the Honor Roll at Westview every year ... Favorite athlete is Albert Pujols and favorite movie is Ace Ventura: Pet Detective ... Chose Oregon State because he "loved the atmosphere and the baseball coaches."

### Reser's Career Single-Game Highs

Innings pitched: 1.2, at Nevada, Apr 09, 2012 ; vs UC Riverside, Feb 17, 2013

Walks allowed: 2, at Washington, Apr 20, 2013

Strikeouts: 3, Texas State, Mar 08, 2013

Batters faced: 6, at Nevada, Apr 09, 2012

Field chances: 2, at Nevada, Apr 09, 2012

Putouts: 1, vs UC Riverside, Feb 17, 2013

Assists: 2, at Nevada, Apr 09, 2012

Runners CS: 2, at Arizona State, Apr 05, 2012

## CARLOS RODRIGUEZ



**Sophomore • 6'1" • 205 • 1L**

**Bats/Throws: L/L**

**Kapolei, Hawaii**

**Iolani School**

**Pitcher | #37**

### 2013 (Sophomore)

Did not play.

### Personal

Majoring in business ... Born December 9, 1992 in Ponce, Puerto Rico but considers Kapolei, Hawaii his hometown ... Son of Janira and Timothy Remzi ... Has one brother, Tyler, and one sister, Elsie ... Enjoys going to the beach and hanging out with friends in his spare time ... Was on the honor roll in high school ... Favorite TV show is That 70s Show and favorite movie is Space Jam ... Chose Oregon State because of "the coaches, they welcome you in as if you were family."

### Carlos Rodriguez's Career Single-Game Highs

Innings pitched: 3.0, Oklahoma, Mar 11, 2012

Walks allowed: 4, at San Diego, Feb 25, 2012 ; Oklahoma, Mar 11, 2012

Strikeouts: 2, Oklahoma, Mar 11, 2012

Batters faced: 13, Oklahoma, Mar 11, 2012

Field chances: 2, Arkansas-Pine Bluff, Apr 15, 2012

Assists: 2, Arkansas-Pine Bluff, Apr 15, 2012

## JAKE RODRIGUEZ



**Junior • 5'9" • 200 • 2L**

**Bats/Throws: R/R**

**Elk Grove, Calif.**

**Elk Grove**

**Infield | #13**

### 2013 (Junior)

All-Pac-12 First Team ... Corvallis Regional All-Tournament Team ... Pac-12 All-Academic Honorable Mention ... Went 2-for-3 and drew two walks against Texas A&M (6/2) ... Doubled, drove in two and went 3-for-4 in

the midweek win against Portland (5/8) ... Hit a solo home run, scored two runs and went 2-for-3 in the finale against California (5/5) ... Went 2-for-4 with three runs scored in the opener against USC (4/26) ... Drove in the game-winning run with a single in the 14th and went 2-for-6 against Seattle (4/22) ... Walked, homered, doubled and drove in two against Portland (4/2) ... Doubled, went 3-for-4 and scored a run against San Diego (3/29) ... Set a career-high with five RBI on two doubles in the finale against Arizona (3/17) ... Scored twice and went 2-for-3 in the finale against Texas State (3/10) ... Tied the Oregon State single-game record with five walks in the series finale against Bryant (3/3) ... Drove in a run and went 2-for-4 in the opener against Bryant (3/1) ... Went 2-for-4 and scored two runs in a win over Gonzaga (2/16) ... Drove in two and finished 2-for-4 against Utah Valley in the season opener (2/15).

### Personal

Majoring in sociology ... Born January 24, 1992 in Chicago, Ill. ... Son of Marco and Nancy Rodriguez ... Has one brother, Joe, and three sisters, Kaite, Meagan and Paige ... Enjoys golf and fishing ... Biggest athletic thrill to date is winning a gold medal with the USA Baseball 16U National Team ... Favorite athlete is Derek Jeter and favorite TV show is ESPN's Baseball Tonight ... Chose Oregon State because of the coaching staff and everything "made me feel at home."

### Jake Rodriguez's Career Single-Game Highs

Hits: 3, 7 times

Doubles: 2, vs Texas A&M-CC, Feb 26, 2011 ; Hartford, Mar 05, 2011 ; at Arizona, Mar 17, 2013

Triples: 1, Hartford, Mar 06, 2011

Home runs: 1, 5 times

Total bases: 6, Portland, Apr 02, 2013 ; at Portland, Apr 16, 2012

RBI: 5, at Arizona, Mar 17, 2013

Runs scored: 3, USC, Apr 26, 2013

Walks: 5, Bryant, Mar 03, 2013

Hit by pitch: 1, 19 times

Struck out: 3, 5 times

Sac flies: 2, at Arizona, Mar 16, 2013 ; Washington State, May 24, 2013

Sac bunts: 1, 10 times

At bats: 7, at UC Santa Barbara, Feb 18, 2012

Stolen bases: 2, Hartford, Mar 05, 2011

Caught stealing: 1, 4 times

Field chances: 15, at Utah, May 13, 2012

Putouts: 12, California, May 05, 2013

Assists: 7, at Washington State, May 19, 2012

Runners CS: 2, 11 times

## NICK RULLI



**R. Junior • 6'1" • 185 • 1L**

**Bats/Throws: R/R**

**Lake Oswego, Ore.**

**Lake Oswego/San Joaquin JC**

**Outfield | #12**

### 2013 (Redshirt Junior)

Played in 11 games, garnering four at bats.

### Personal

Majoring in marketing ... Born March 30, 1991 in Portland, Ore., and considers Lake Oswego, Ore., his hometown ... Son of Christine and Nick Rulli ... Has two sisters, Alexandra and Arianna ... Enjoys golf, basketball and music in his spare time ... Member of the honor roll his senior year of high school ... Favorite TV show is Hard Knocks ... Chose Oregon State because of the chance "to play baseball and achieve academic excellence."

## Player Biographies

**Rulli's Career Single-Game Highs**

Hits: 1, Oregon, May 26, 2012  
 Doubles: 1, Oregon, May 26, 2012  
 Total bases: 2, Oregon, May 26, 2012  
 RBI: 1, Arkansas-Pine Bluff, Apr 15, 2012 ; Oregon, May 26, 2012  
 Runs scored: 1, at San Diego State, Feb 21, 2013 ; Bryant, Mar 01, 2013  
 Struck out: 2, at San Diego State, Feb 24, 2012  
 Sac flies: 1, Arkansas-Pine Bluff, Apr 15, 2012  
 Sac bunts: 1, at Utah, May 13, 2012  
 At bats: 2, at San Diego State, Feb 24, 2012 ; Bryant, Mar 03, 2013  
 Stolen bases: 1, at San Diego State, Feb 21, 2013  
 Caught stealing: 1, Texas State, Mar 10, 2013  
 Field chances: 1, vs UC Riverside, Feb 17, 2013  
 Putouts: 1, vs UC Riverside, Feb 17, 2013

**SCOTT SCHULTZ**

**Junior • 6'2" • 211 • 2L**  
**Bats/Throws: R/R**  
**Gig Harbor, Wash.**  
**Gig Harbor**

**Pitcher | #24****2013 (Junior)**

*All-Pac-12 Honorable Mention* ... Earned his 10th save with two scoreless innings in the finale at Stanford (5/12) ... Saved game No. 9 by allowing just one hit in an inning against Portland (5/8) ... Was stellar in relief, going 7 1/3 scoreless innings, striking out three and allowing two hits for the win against Seattle (4/22) ... Worked a perfect ninth in the finale against Utah for his eighth save (4/14) ... Picked up save No. 7 with 1 1/3 scoreless innings in the series finale against UCLA (4/7) ... Earned his sixth save with three innings of relief against Portland (4/2) ... Picked up his fifth save after holding Arizona State scoreless over 1 1/3 innings (3/24) ... Credited with his fourth save after 1 1/3 innings of scoreless relief in the finale against Arizona (3/17) ... Won game No. 1 after holding Texas State to two hits with four strikeouts in 2 1/3 innings of work (3/10) ... Threw 3 2/3 innings of scoreless relief against Bryant, striking out four (3/1) ... Worked the final three innings in the finale against San Diego State for his second save of the season (2/24) ... Picked up his first save by getting the final two outs in the win over San Diego State (2/22) ... Worked two scoreless innings of relief in the win over Gonzaga (2/16).

**Personal**

Major is exercise and sports science ... Born December 15, 1991 in Tacoma, Wash. ... Son of Steve and Jenifer Schultz ... Has one brother, Robby ... Biggest athletic thrill to date is winning his league senior year ... Favorite athlete is Tim Lincecum and favorite TV channel is ESPN ... Chose Oregon State "to play baseball and have a chance to win."

**Schultz's Career Single-Game Highs**

Innings pitched: 7.1, at Seattle, Apr 22, 2013  
 Walks allowed: 3, Vanderbilt, Jun 11, 2011  
 Strikeouts: 6, at Georgia, Jun 05, 2011  
 Batters faced: 26, at Seattle, Apr 22, 2013  
 Field chances: 3, Oregon, May 03, 2011  
 Putouts: 1, 8 times  
 Assists: 3, Oregon, May 03, 2011  
 Runners CS: 1, 6 times

**TYLER SMITH**

**Senior • 6'0" • 194 • 3L**  
**Bats/Throws: R/R**  
**Thousand Oaks, Calif.**  
**Thousand Oaks**

**Infield | #1****2013 (Senior)**

*All-Pac-12 First Team* ... *Pac-12 Player of the Week March 12* ... Set a career-high with four hits and tied a career high with three RBI against Kansas State (6/9) ... Scored two runs and went 2-for-5 against Texas A&M (6/2) ... Doubled twice and scored two runs in a 3-for-4 effort against Portland (5/8) ... Hit a solo home run in the fifth inning in the series finale against California (5/5) ... Drove in a run and went 2-for-4 in the second game of the series against USC (4/27) ... Finished 3-for-6 with a run against Seattle (4/22) ... Doubled and went 2-for-5 with an RBI in the finale against Washington (4/21) ... Hit a game-winning three-run home run in the sixth and went 2-for-5 in the series finale victory over Texas State (3/10) ... Went 3-for-5 with three RBI against Texas State (3/8) ... Walked twice and went 2-for-4 in the finale against Bryant (3/3) ... Drove in the game-winning run with a single in the 10th in the opener against Bryant (3/1) ... Went 2-for-5 in the third game of the series against San Diego State (2/23) ... Drove in two with a double, walked once and was 1-for-4 in the opener against San Diego State (2/21) ... Scored two runs and drove in another in a 1-for-3 effort in a win over UC Riverside (2/18) ... Drove in a run, scored one and went 2-for-4 against Gonzaga (2/16).

**Personal**

Majoring in marketing ... Born July 1, 1991 in Long Beach, Calif., but considers Thousand Oaks his hometown ... Is the son of Lori and Ron Smith ... Has one sister, Karly ... Enjoys ping pong and video games in his spare time ... Favorite athlete is LeBron James ... Favorite TV show is Entourage and favorite movie is 300 ... Biggest athletic thrill to date is playing at Dodger Stadium for the Los Angeles Dodgers Elite Team ... Chose Oregon State because it's a great opportunity, and a great program with great coaches.

**Smith's Career Single-Game Highs**

Hits: 4, at Kansas State, Jun 09, 2013  
 Doubles: 2, at California, May 01, 2010 ; vs Portland, May 08, 2013  
 Triples: 1, at Seattle, Apr 22, 2013 ; vs Saint Louis, Mar 03, 2012 ; Texas State, Mar 09, 2013  
 Home runs: 1, 5 times  
 Total bases: 5, 6 times  
 RBI: 3, 9 times  
 Runs scored: 3, 4 times  
 Walks: 3, Arkansas-Pine Bluff, Apr 14, 2012 ; vs Pacific, Feb 23, 2012  
 Hit by pitch: 1, 16 times  
 Struck out: 3, VMI, Mar 13, 2011 ; at Arizona State, May 21, 2010  
 Sac flies: 1, 4 times  
 Sac bunts: 2, at California, Mar 17, 2012  
 At bats: 6, 5 times  
 Stolen bases: 2, Bryant, Mar 03, 2013  
 Caught stealing: 1, 7 times  
 Field chances: 11, at Seattle, Apr 22, 2013 ; USC, Apr 27, 2013  
 Putouts: 5, USC, Apr 27, 2013 ; vs UC Riverside, Feb 17, 2013 ; vs UC Riverside, Feb 18, 2013  
 Assists: 7, 4 times

## Player Biographies

**TAYLOR STARR****R. Senior • 6'2" • 210 • 3L****Bats/Throws: R/R****Longview, Wash.****Kelso****Pitcher | #26****2013 (Redshirt Senior)**

Worked 1 1/3 innings of scoreless relief against UCLA (4/5) ... Allowed one unearned run in two innings of relief against San Diego but took the loss (3/28) ... Struck out two and allowed two earned runs in 4 1/3 innings in a start against San Francisco (3/13).

**Personal**

Majoring in MAIS ... Born May 31, 1989 in Longview, Wash. ... Son of Tami and Boyd Starr ... Has one brother, Spencer ... Enjoys snowboarding, cars, school, camping and fishing in his spare time ... Favorite athlete is Pedro Martinez ... Favorite TV show is CSI and favorite movie is Dumb and Dumber ... Biggest athletic thrill to date is making his first appearance at PGE Park ... Chose Oregon State because of the great baseball program and the coaches.

**Starr's Career Single-Game Highs**

Innings pitched: 7.0, at Oregon, Apr 24, 2012

Walks allowed: 2, 7 times

Strikeouts: 7, at Oregon, Apr 24, 2012

Batters faced: 28, at Oregon, Apr 24, 2012

Field chances: 4, Arkansas-Pine Bluff, Apr 15, 2012

Putouts: 2, San Francisco, Mar 13, 2013

Assists: 3, Arkansas-Pine Bluff, Apr 15, 2012

Runners CS: 1, at Nevada, Apr 09, 2012; Kansas State, Jun 08, 2013; vs Saint Louis, Mar 03, 2012

**BEN WETZLER****Junior • 6'1" • 209 • 2L****Bats/Throws: L/L****Clackamas, Ore.****Clackamas****Pitcher | #28****2013 (Junior)**

*All-Pac-12 First Team ... Corvallis Regional All-Tournament Team ... Pac-12 All-Academic Honorable Mention ...* Earned his ninth win after allowing nine hits and three runs in 7 2/3 innings against Kansas State (6/10) ... Picked up his eighth winning by throwing a complete game against Texas A&M, allowing one run with 10 strikeouts (6/2) ... Did not figure in the decision after allowing nine hits and six runs in five innings of work in the finale against Washington State (5/26) ... Won his seventh consecutive game with six hits and two runs allowed in 6 1/3 innings against Oregon (5/19) ... Earned his sixth consecutive win with 6 1/3 innings against Stanford, striking out five with five hits and two runs allowed (5/12) ... Won his fifth consecutive game after striking out 10 and allowing 11 hits and two runs against California (5/5) ... Pitched a gem against USC, holding the Trojans to six hits and a run with five strikeouts in eight innings for the

win (4/28) ... Threw his first career nine-inning complete game, shutting out Washington with six strikeouts to earn his third win (4/21) ... Earned his second win after holding Utah to three hits and a run in 6 1/3 innings (4/14) ... Picked up his first win of the season with seven innings against UCLA, allowing five hits and one run (4/7) ... Took the loss after allowing two hits and six runs in three innings against San Diego (3/30) ... Did not get the decision after going 4 1/3 innings against Arizona State, allowing five hits and three runs (3/24) ... Did not figure in the decision after allowing two hits and a run with four walks and two strikeouts in the finale against Arizona (3/17) ... Allowed three hits and two runs in three innings in a start against Texas State (3/10) ... Made the start against Bryant, allowing one hit and one walk with three strikeouts in 3 2/3 innings (3/3).

**Personal**

Majoring in sociology ... Born September 12, 1991 in Portland, Ore. ... Son of Wynn and Kathy Mayfield ... Has two brothers, Jason and Zach, and one sister, Katelyn ... Enjoys camping and social events ... Member of the Honor Society at Clackamas ... Favorite athlete is LeBron James and favorite TV show is Entourage ... Biggest athletic thrill to date is winning two high school state titles ... Chose Oregon State because of the hometown feeling and the program's history.

**Wetzler's Career Single-Game Highs**

Innings pitched: 9.0, at Washington, Apr 21, 2013; at Texas A&M, Jun 02, 2013

Walks allowed: 6, at Washington State, May 18, 2012

Strikeouts: 10, at Texas A&M, Jun 02, 2013; California, May 05, 2013

Batters faced: 35, at Texas A&M, Jun 02, 2013

Field chances: 4, Arkansas-Pine Bluff, Apr 13, 2012; UCLA, Apr 20, 2012; Stanford, May 04, 2012

Putouts: 1, 14 times

Assists: 3, 5 times

Runners CS: 2, at UCLA, Apr 07, 2013; Arkansas-Pine Bluff, Apr 13, 2012; Arizona State, Mar 24, 2013

**ZANE YANZICK****R. Sophomore • 6'3" • 198 • RS****Bats/Throws: R/R****Beaverton, Ore.****Jesuit/Wake Forest****Outfield | #20****2013 (Redshirt Sophomore)**

Played in nine games, getting five at bats.

**Personal**

Majoring in marketing ... Born May 24, 1992 in Portland, Ore., but considers Beaverton, Ore., his hometown ... Son of Leslie and Jim Yanzick ... Has one brother, Marshall, and one sister, Josie ... Enjoys hiking, camping, cliff diving, intertubing, skiing, video games and ping pong in his spare time ... Favorite TV show is Entourage and favorite movie is Remember The Titans ... Chose Oregon State because it's "close to home and I love the family feel."

**Yanzick's Career Single-Game Highs**

Runs scored: 1, vs UC Riverside, Feb 18, 2013; at San Diego State, Feb 21, 2013

Walks: 1, at Seattle, Apr 22, 2013; Texas State, Mar 08, 2013

Struck out: 1, at Seattle, Apr 22, 2013; Bryant, Mar 03, 2013

At bats: 3, Arizona State, Mar 23, 2013

Field chances: 1, Texas State, Mar 08, 2013

Putouts: 1, Texas State, Mar 08, 2013



## Game-By-Game Results

Date	Opponent	Score/Time	OSU R-H-E	OPP R-H-E	Win/Loss/Save	Rec.	Pac-12	Pos.	GB	Time	Att.
2/15	vs. Utah Valley	W, 5-2	5-9-1	2-8-3	Child (1-0)/Gunn (0-1)/Engelbrekt (1)	1-0				3:20	1,522
2/16	vs. Gonzaga	W, 9-2	9-12-2	2-6-0	Boyd (1-0)/Gonzales (0-1)	2-0				2:27	1,746
2/17	vs. UC Riverside	W, 14-3 (7)	14-12-1	3-4-1	Moore (1-0)/Doucette (0-1)	3-0				2:49	1,849
2/18	vs. UC Riverside	W, 5-4 (11)	5-7-2	4-6-1	Engelbrekt (1-0)/Gonzales (0-1)	4-0				3:44	622
2/21	at San Diego State	W, 8-1	8-9-1	1-7-2	Child (2-0)/Cederroth (1-1)	5-0				3:12	697
2/22	at San Diego State	W, 2-0	2-6-1	0-5-2	Boyd (2-0)/Walby (0-1)/Schultz (1)	6-0				2:49	744
2/23	at San Diego State	W, 5-0	5-10-1	0-2-1	Moore (2-0)/Doran (1-1)	7-0				2:36	756
2/24	at San Diego State	W, 7-1	7-14-1	1-7-0	Jackson (1-0)/Thompson (0-1)/Schultz (2)	8-0				3:04	710
3/1	Bryant	W, 2-1 (10)	2-8-0	1-10-1	Engelbrekt (2-0)/Lisanti (0-1)	9-0				3:17	2,776
3/2	Bryant (1)	W, 7-2	7-10-2	2-4-2	Child (3-0)/Schlitter (0-2)	10-0				2:41	
3/2	Bryant (2)	W, 3-1	3-5-1	1-5-0	Moore (3-0)/McAvoy (0-1)/Engelbrekt (2)	11-0				2:13	2,025
3/3	Bryant	W, 14-0	14-13-0	0-3-1	Jackson (2-0)/Michaud (0-1)	12-0				3:00	1,932
3/5	at Portland	PPD, Rain									
3/8	Texas State	W, 16-4	16-16-2	4-8-3	Boyd (3-0)/Finnegan (1-1)	13-0				3:12	2,466
3/9	Texas State	W, 6-3	6-10-0	3-6-2	Moore (4-0)/Black (1-2)/Jackson (1)	14-0				2:37	2,927
3/10	Texas State	W, 6-4	6-10-1	4-7-1	Schultz (1-0)/Grist (0-1)/Engelbrekt (3)	15-0				2:39	2,038
3/12	San Francisco	L, 1-5	1-4-0	5-10-3	Hinkle (4-0)/Child (3-1)/Cimber (3)	15-1				3:09	1,759
3/13	San Francisco	W, 6-5	6-8-2	5-10-0	Jackson (3-0)/Lee (0-2)/Engelbrekt (4)	16-1				2:52	1,771
3/15	at #20 Arizona *	W, 6-2	6-14-1	2-4-2	Boyd (4-0)/Wade (2-1)	17-1	1-0	T1	+1.0	3:03	2,758
3/16	at #20 Arizona *	W, 4-3	4-7-2	3-10-0	Moore (5-0)/Farris (3-2)/Schultz (3)	18-1	2-0	T1	+1.0	3:34	3,503
3/17	at #20 Arizona *	W, 8-4	8-10-0	4-9-1	Jackson (4-0)/Moffett (2-1)/Schultz (4)	19-1	3-0	T1	+1.0	3:26	2,901
3/22	#20 Arizona State *	W, 5-0	5-9-0	0-1-1	Boyd (5-0)/Williams (3-2)	20-1	4-0	T1	+1.0	2:31	1,831
3/23	#20 Arizona State *	L, 0-4	0-0-0	4-10-2	Kellogg (5-0)/Moore (5-1)	20-2	4-1	T1	+1.0	2:39	2,515
3/24	#20 Ariz. St. * (P12)	W, 4-3	4-4-2	3-8-1	Engelbrekt (3-0)/McCreery (1-3)/Schultz (5)	21-2	5-1	T1	+1.0	3:15	2,547
3/28	at San Diego	L, 4-7	4-9-5	7-7-1	MacNabb (2-2)/Starr (0-1)/Homick (3)	21-3				3:35	1,017
3/29	at San Diego	W, 14-5	14-18-2	5-8-6	Boyd (6-0)/Covey (1-3)/Moore (1)	22-3				3:16	1,155
3/30	at San Diego	L, 3-13	3-13-4	13-9-0	MacNabb (3-2)/Wetzler (0-1)	22-4				2:41	1,003
4/2	Portland	W, 7-5	7-11-1	5-8-0	Brocker (1-0)/Feldtman (2-1)/Schultz (6)	23-4				2:56	1,918
4/5	at #10 UCLA *	L, 2-3	2-4-1	3-6-1	Plutko (3-2)/Boyd (6-1)/Berg (6)	23-5	5-2	3	-1.5	3:15	847
4/6	at #10 UCLA *	W, 5-0	5-10-0	0-6-0	Moore (6-1)/Vander Tuig (4-3)	24-5	6-2	2	-0.5	3:17	1,001
4/7	at #10 UCLA *	W, 5-2	5-11-2	2-6-1	Wetzler (1-1)/Watson (5-1)/Schultz (7)	25-5	7-2	2	-0.5	3:25	1,057
4/9	#16 Oregon (P12)	L, 3-6	3-8-0	6-7-1	Cleavinger (1-0)/Jackson (4-1)/Sherfy (9)	25-6				3:16	2,722
4/12	Utah *	W, 1-0	1-4-0	0-2-0	Boyd (7-1)/Watrous (2-2)	26-6	8-2	2	-0.5	2:08	2,021
4/13	Utah *	W, 8-3	8-13-1	3-7-1	Moore (7-1)/Carroll (3-3)	27-6	9-2	2	-0.5	2:34	2,164
4/14	Utah *	W, 4-1	4-10-0	1-3-1	Wetzler (2-1)/Banks (1-4)/Schultz (8)	28-6	10-2	2	-0.5	2:48	1,865
4/17	at Portland	W, 4-1	4-9-1	1-5-1	Child (4-1)/Torson (0-5)	29-6				2:14	1,007
4/20	at Washington * (1)	L, 1-5	1-8-2	5-11-1	Fisher (1-2)/Boyd (7-2)	29-7	10-3	2	-0.5	2:28	
4/20	at Washington * (2)	L, 3-10	3-9-2	10-15-1	Kane (1-2)/Schultz (1-1)	29-8	10-4	2	-0.5	3:32	995
4/21	at Washington *	W, 8-0	8-11-0	0-4-0	Wetzler (3-1)/Davis (1-6)	30-8	11-4	2	-0.5	2:30	820
4/22	at Seattle	W, 4-3 (14)	4-11-2	3-10-0	Schultz (2-1)/Stidham (0-1)	31-8				4:25	263
4/26	USC *	W, 10-4	10-20-2	4-6-0	Boyd (8-2)/Wheatley (3-3)	32-8	12-4	2	-0.5	2:54	2,934
4/27	USC *	W, 3-0	3-5-2	0-5-0	Moore (8-1)/Strahan (2-3)/Bryant (1)	33-8	13-4	2	-0.5	2:13	3,103
4/28	USC *	W, 6-1	6-9-0	1-6-0	Wetzler (4-1)/Twomey (2-5)	34-8	14-4	2	-0.5	2:32	2,547
5/3	California *	W, 6-1	6-9-0	1-3-1	Boyd (9-2)/Mason (5-3)	35-8	15-4	2	-0.5	2:33	3,180
5/4	California * (P12)	W, 5-0	5-10-1	0-2-0	Moore (9-1)/Hildenberger (5-3)	36-8	16-4	2	-0.5	2:03	3,053
5/5	California *	W, 6-4	6-7-1	4-13-1	Wetzler (5-1)/Nelson (1-5)	37-8	17-4	2	-0.5	2:52	3,121
5/8	vs. Portland	W, 4-3	4-10-0	3-6-0	Bryant (1-0)/Burrigh (2-4)/Schultz (9)	38-8				3:13	3,294
5/10	at #25 Stanford *	W, 7-3	7-11-0	3-9-2	Boyd (10-2)/Appel (8-4)	39-8	18-4	T1	+0.0	3:07	3,576
5/11	at #25 Stanford *	W, 10-4	10-14-0	4-8-2	Moore (10-1)/Hochstatter (3-3)	40-8	19-4	1	+0.5	2:59	1,991
5/12	at #25 Stanford *	W, 5-4	5-3-2	4-6-0	Wetzler (6-1)/Lindquist (2-2)/Schultz (10)	41-8	20-4	1	+1.0	2:56	2,025
5/17	at #10 Oregon *	L, 0-3	0-2-0	3-7-0	Thorpe (6-4)/Boyd (10-3)/Sherfy (20)	41-9	20-5	T1	+0.0	2:32	3,820
5/18	at #10 Oregon * (P12)	W, 9-0	9-12-0	0-2-0	Moore (11-1)/Irvin (10-3)	42-9	21-5	1	+1.0	2:32	3,892
5/19	at #10 Oregon * (P12)	W, 12-2	12-17-3	2-6-2	Wetzler (7-1)/Reed (6-4)	43-9	22-5	1	+2.0	3:05	3,762
5/21	#11 Oregon	CCLD, Rain									
5/24	Wash. St. * (P12)	L, 9-10 (11)	9-14-4	10-13-0	Leckenby (2-3)/Engelbrekt (3-1)	43-10	22-6	1	+1.0	4:14	2,506
5/25	Wash. St. * (P12)	W, 4-0	4-10-1	0-6-1	Moore (12-1)/Pistoresse (5-5)	44-10	23-6	1	+1.0	2:15	3,417
5/26	Wash. St. * (P12)	W, 7-6	7-12-1	6-12-0	Engelbrekt (4-1)/Leckenby (2-4)	45-10	24-6	1	+2.0	3:08	2,988
5/31	UTSA (R)	W, 5-4	5-9-2	4-6-1	Engelbrekt (5-1)/Sims (6-3)	46-10				3:37	3,222
6/1	UC Santa Barbara (R)	W, 3-2	3-10-0	2-5-2	Moore (13-1)/Mahle (7-5)/Engelbrekt (5)	47-10				3:23	3,535
6/2	Texas A&M (R)	W, 6-1	6-14-0	1-4-2	Wetzler (8-1)/Jester (3-4)	48-10				3:02	3,362
6/8	#13 Kansas State (SR)	L, 2-6	2-7-2	6-13-1	Matthys (1-0)/Fry (0-1)	48-11				3:48	3,574
6/9	#13 Kansas State (SR)	W, 12-4	12-21-1	4-6-1	Moore (14-1)/McFadden (6-3)	49-11				3:28	3,602
6/10	#13 Kansas State (SR)	W, 4-3	4-6-0	3-11-2	Wetzler (9-1)/Matthys (9-2)/Boyd (1)	50-11				3:25	3,564

(P12) Pac-12 Networks game  
(R) NCAA Regional game  
(SR) NCAA Super Regional game

### 2013 Overall Statistics

Overall: 50-11 • Home: 27-5 • Road: 18-6 • Neutral: 5-0 • Pac-12: 24-6

#### Offense

Player	AVG	GP	GS	AB	R	H	2B	3B	HR	RBI	TB	SLG%	BB	HBP	SO	GDP	OB%	SF	SH	SB	ATT	PO	A	E	FLD%
10 Davis, Dylan	.343	59	58	242	44	83	22	3	5	58	126	.521	17	1	32	1	.383	4	1	9	12	102	4	2	.981
14 Peterson, Andy	.329	61	61	231	45	76	5	0	0	27	81	.351	16	6	37	5	.383	3	18	13	18	127	180	12	.962
8 Conforto, Michael	.320	61	61	231	46	74	10	1	11	45	119	.515	39	14	43	5	.444	2	0	6	10	102	7	4	.965
3 Keyes, Kavin	.318	60	53	195	33	62	12	1	2	33	82	.421	18	7	33	4	.387	5	5	3	3	53	105	16	.908
50 Day, Beau	.313	21	6	32	3	10	1	1	0	5	13	.406	6	0	9	1	.421	0	0	0	0	0	1	0	1.000
1 Smith, Tyler	.311	52	49	206	46	64	9	2	2	27	83	.403	24	6	34	4	.398	0	6	9	11	81	147	11	.954
33 Barnes, Ryan	.299	49	45	174	26	52	8	1	2	24	68	.391	17	1	16	2	.359	3	10	2	5	63	4	0	1.000
17 Jansen, Joey	.286	30	13	42	3	12	2	0	0	6	14	.333	6	1	10	0	.388	0	2	1	3	30	0	0	1.000
13 Rodriguez, Jake	.278	57	55	180	24	50	10	0	2	34	66	.367	33	5	34	8	.388	9	4	2	4	338	72	2	.995
9 Hayes, Danny	.269	59	54	201	36	54	13	0	6	39	85	.423	34	3	27	4	.376	4	1	2	2	452	33	3	.994
40 Hendrix, Jeff	.250	30	3	24	4	6	0	0	0	3	6	.250	1	1	10	0	.308	0	0	4	4	18	0	0	1.000
4 Gordon, Max	.235	47	38	115	19	27	1	0	0	5	28	.243	18	8	16	1	.376	0	10	3	4	79	0	1	.988
35 Matthews, Joey	.200	21	9	35	6	7	3	0	0	6	10	.286	1	2	7	5	.263	0	1	0	1	24	0	0	1.000
15 Casper, Jerad	.167	29	20	66	9	11	4	0	0	11	15	.227	11	0	18	0	.282	1	0	0	0	65	25	7	.928
30 Howell, Ryan	.167	5	0	6	0	1	0	0	0	1	1	.167	1	0	3	0	.286	0	0	0	0	0	0	0	.000
16 Clark, Gabe	.161	15	7	31	3	5	1	1	0	4	8	.258	4	1	11	0	.278	0	0	0	0	2	0	0	1.000
6 Esposito, Nate	.135	20	13	37	4	5	0	0	0	3	5	.135	5	3	5	0	.289	0	0	0	0	78	10	1	.989
20 Yanzick, Zane	.000	9	0	5	2	0	0	0	0	0	0	.000	2	0	2	0	.286	0	0	0	0	1	0	0	1.000
12 Rulli, Nick	.000	11	0	4	2	0	0	0	0	0	0	.000	0	0	2	0	.000	0	0	1	2	1	0	0	1.000
7 Martinez, Paul	.000	3	0	1	0	0	0	0	0	0	0	.000	1	0	0	0	.500	0	0	0	0	0	2	0	1.000
11 Fry, Jace	.000	1	1	0	0	0	0	0	0	0	0	.000	0	0	0	0	.000	0	0	0	0	0	0	1	.000
28 Wetzler, Ben	.000	2	2	0	0	0	0	0	0	0	0	.000	0	0	0	0	.000	0	0	0	0	5	11	3	.842
24 Schultz, Scott	.000	1	0	0	0	0	0	0	0	0	0	.000	0	0	0	0	.000	0	0	0	0	2	2	2	.667
31 Boyd, Matt	.000	1	1	0	0	0	0	0	0	0	0	.000	0	0	0	0	.000	0	0	0	0	7	19	0	1.000
<b>Totals</b>	<b>.291</b>	<b>61</b>	<b>61</b>	<b>2058</b>	<b>355</b>	<b>599</b>	<b>101</b>	<b>10</b>	<b>30</b>	<b>331</b>	<b>810</b>	<b>.394</b>	<b>254</b>	<b>59</b>	<b>349</b>	<b>40</b>	<b>.380</b>	<b>31</b>	<b>58</b>	<b>55</b>	<b>79</b>	<b>1656</b>	<b>673</b>	<b>68</b>	<b>.972</b>
<b>Opponents</b>	<b>.213</b>	<b>61</b>	<b>61</b>	<b>1964</b>	<b>183</b>	<b>419</b>	<b>70</b>	<b>9</b>	<b>16</b>	<b>161</b>	<b>555</b>	<b>.283</b>	<b>165</b>	<b>52</b>	<b>425</b>	<b>44</b>	<b>.290</b>	<b>14</b>	<b>52</b>	<b>23</b>	<b>52</b>	<b>1598</b>	<b>652</b>	<b>62</b>	<b>.973</b>

LOB - Team (507), Opp (408). DPs turned - Team (56), Opp (46). TPs turned - Team (0), Opp (1). IBB - Team (15), Conforto, M. 6, Rodriguez, J. 2, Davis, D. 2, Smith, T. 1, Casper, J. 1, Barnes, R. 1, Hayes, D. 1, Day, B. 1, Opp (10). Picked off - Smith, T. 1, Hayes, D. 1, Rodriguez, J. 1.

#### Pitching

Player	ERA	W	L	APP	GS	CG	SHO	CBO	SV	IP	H	R	ER	BB	SO	2B	3B	HR	AB	B/Avg	WP	HBP	BK	SFA	SHA
19 Engelbrekt, Max	1.30	5	1	22	0	0	0	1	5	27.2	21	5	4	10	20	5	1	0	99	.212	1	1	0	0	3
23 Moore, Andrew	1.36	14	1	17	16	3	3	3	1	119.0	78	25	18	26	70	14	1	3	403	.194	6	10	0	5	12
36 Bryant, Tony	1.76	1	0	21	0	0	0	2	1	30.2	15	9	6	14	28	1	0	0	103	.146	2	3	0	1	3
24 Schultz, Scott	2.03	2	1	25	0	0	0	2	10	40.0	27	17	9	8	32	4	0	1	147	.184	2	4	0	0	4
28 Wetzler, Ben	2.11	9	1	15	15	2	1	1	0	89.2	75	31	21	30	77	15	2	3	324	.231	3	5	0	2	6
31 Boyd, Matt	2.13	10	3	18	17	3	2	1	1	122.2	86	32	29	30	110	16	0	5	434	.198	2	9	0	0	15
25 Painton, Tyler	2.40	0	0	11	0	0	0	1	0	15.0	7	5	4	6	10	2	0	0	49	.143	1	4	0	0	0
18 Jackson, B.	2.48	4	1	19	0	0	0	1	1	29.0	27	11	8	9	21	4	0	3	106	.255	3	3	0	0	2
41 Child, Dan	3.29	4	1	12	9	0	0	0	0	38.1	36	20	14	16	28	4	2	1	145	.248	4	7	0	0	3
22 Broucker, Cole	3.86	1	0	14	0	0	0	0	0	11.2	15	6	5	1	11	2	1	0	47	.319	4	1	0	3	1
26 Starr, Taylor	3.94	0	1	10	2	0	0	0	0	16.0	19	11	7	5	10	0	1	0	60	.317	7	4	0	1	3
29 Bauer, Clay	5.40	0	0	1	1	0	0	0	0	1.2	1	1	1	2	1	0	0	0	6	.167	1	0	0	0	0
44 Reser, Zack	6.23	0	0	7	0	0	0	1	0	4.1	3	3	3	3	4	0	0	0	14	.214	1	1	0	1	0
11 Fry, Jace	8.31	0	1	5	0	0	0	0	0	4.1	4	4	4	2	2	2	0	0	17	.235	0	0	0	1	0
10 Davis, Dylan	13.50	0	0	2	1	0	0	0	0	2.0	5	3	3	3	1	1	0	10	.500	1	0	0	0	0	
<b>Totals</b>	<b>2.22</b>	<b>50</b>	<b>11</b>	<b>61</b>	<b>61</b>	<b>8</b>	<b>11</b>	<b>5</b>	<b>19</b>	<b>552.0</b>	<b>419</b>	<b>183</b>	<b>136</b>	<b>165</b>	<b>425</b>	<b>70</b>	<b>9</b>	<b>16</b>	<b>1964</b>	<b>.213</b>	<b>38</b>	<b>52</b>	<b>0</b>	<b>14</b>	<b>52</b>
<b>Opponents</b>	<b>5.36</b>	<b>11</b>	<b>50</b>	<b>61</b>	<b>61</b>	<b>1</b>	<b>2</b>	<b>1</b>	<b>5</b>	<b>532.2</b>	<b>599</b>	<b>355</b>	<b>317</b>	<b>254</b>	<b>349</b>	<b>101</b>	<b>10</b>	<b>30</b>	<b>2058</b>	<b>.291</b>	<b>50</b>	<b>59</b>	<b>6</b>	<b>31</b>	<b>58</b>

PB - Team (16), Rodriguez, J. 13, Esposito, N. 3, Opp (11). Pickoffs - Team (5), Moore, A. 2, Boyd, M. 1, Jackson, B. 1, Rodriguez, J. 1, Opp (3). SBA/ATT - Rodriguez, J. (14-36), Esposito, N. (9-13), Wetzler, B. (6-12), Boyd, M. (2-11), Moore, A. (5-10), Child, D. (1-5), Starr, T. (3-4), Schultz, S. (1-3), Painton, T. (1-2), Engelbrekt (1-2), Jackson, B. (2-2), Bryant, T. (1-1).

2013 Pac-12 Statistics

Overall: 24-6 • Home: 22-4 • Road: 18-6 • Neutral: 5-0

Offense

Player	AVG	GP	GS	AB	R	H	2B	3B	HR	RBI	TB	SLG%	BB	HBP	SO	GDP	OB%	SF	SH	SB	ATT	PO	A	E	FLD%
17 Jansen, Joey	.429	9	5	14	1	6	1	0	0	3	7	.500	3	0	1	0	.529	0	1	0	1	9	0	0	1.000
50 Day, Beau	.412	8	4	17	2	7	1	0	0	5	8	.471	2	0	6	0	.474	0	0	0	0	0	0	0	.000
14 Peterson, Andy	.360	30	30	114	21	41	2	0	0	15	43	.377	9	1	13	2	.405	2	10	7	9	70	89	4	.975
3 Keyes, Kavin	.337	30	29	95	19	32	5	1	1	17	42	.442	12	5	17	1	.426	3	4	2	2	25	59	9	.903
10 Davis, Dylan	.336	30	30	119	21	40	11	1	3	36	62	.521	12	0	18	0	.388	3	0	4	5	55	2	0	1.000
8 Conforto, Michael	.325	30	30	114	23	37	5	0	5	21	57	.500	18	6	14	5	.439	1	0	2	4	49	3	1	.981
33 Barnes, Ryan	.295	29	27	95	16	28	5	1	1	16	38	.400	14	1	8	1	.381	3	8	0	2	26	2	0	1.000
4 Gordon, Max	.281	23	20	64	13	18	1	0	0	2	19	.297	6	7	10	0	.403	0	4	2	3	44	0	1	.978
1 Smith, Tyler	.257	26	24	101	18	26	4	0	1	9	33	.327	9	4	19	2	.342	0	4	2	4	44	69	5	.958
9 Hayes, Danny	.214	29	26	103	15	22	5	0	3	11	36	.350	13	2	13	3	.311	1	0	0	0	246	20	3	.989
13 Rodriguez, Jake	.207	27	26	82	11	17	4	0	1	16	24	.293	13	3	12	5	.314	7	3	2	3	154	38	0	1.000
6 Esposito, Nate	.118	7	6	17	1	2	0	0	0	1	2	.118	3	0	1	0	.250	0	0	0	0	32	5	0	1.000
15 Casper, Jerad	.100	10	7	20	1	2	2	0	0	2	4	.200	2	0	5	0	.182	0	0	0	0	16	4	0	1.000
35 Matthews, Joey	.100	7	4	10	1	1	0	0	0	0	1	.100	0	0	2	2	.100	0	0	0	0	7	0	0	1.000
40 Hendrix, Jeff	.000	12	1	8	0	0	0	0	0	0	0	.000	0	0	3	0	.000	0	0	0	0	12	0	0	1.000
20 Yanzick, Zane	.000	1	0	3	0	0	0	0	0	0	0	.000	0	0	0	0	.000	0	0	0	0	0	0	0	.000
16 Clark, Gabe	.000	3	0	2	0	0	0	0	0	0	0	.000	1	0	2	0	.333	0	0	0	0	0	0	0	.000
12 Rulli, Nick	.000	1	0	0	0	0	0	0	0	0	0	.000	0	0	0	0	.000	0	0	0	0	0	0	0	.000
28 Wetzler, Ben	.000	1	1	0	0	0	0	0	0	0	0	.000	0	0	0	0	.000	0	0	0	0	4	9	3	.813
24 Schultz, Scott	.000	1	0	0	0	0	0	0	0	0	0	.000	0	0	0	0	.000	0	0	0	0	0	0	1	.000
<b>Totals</b>	<b>.285</b>	<b>30</b>	<b>30</b>	<b>978</b>	<b>163</b>	<b>279</b>	<b>46</b>	<b>3</b>	<b>15</b>	<b>154</b>	<b>376</b>	<b>.384</b>	<b>117</b>	<b>29</b>	<b>144</b>	<b>21</b>	<b>.372</b>	<b>20</b>	<b>34</b>	<b>21</b>	<b>33</b>	<b>804</b>	<b>336</b>	<b>30</b>	<b>.974</b>
<b>Opponents</b>	<b>.218</b>	<b>30</b>	<b>30</b>	<b>947</b>	<b>82</b>	<b>206</b>	<b>32</b>	<b>2</b>	<b>12</b>	<b>74</b>	<b>278</b>	<b>.294</b>	<b>72</b>	<b>22</b>	<b>194</b>	<b>22</b>	<b>.287</b>	<b>6</b>	<b>27</b>	<b>10</b>	<b>29</b>	<b>779</b>	<b>319</b>	<b>22</b>	<b>.980</b>

LOB - Team (236), Opp (188). DPs turned - Team (27), Opp (24). TPs turned - Team (0), Opp (1). IBB - Team (9), Conforto, M. 3, Hayes, D. 1, Rodriguez, J. 1, Day, B. 1, Smith, T. 1, Barnes, R. 1, Davis, D. 1, Opp (1).

Pitching

Player	ERA	W	L	APP	GS	CG	SHO	CBO	SV	IP	H	R	ER	BB	SO	2B	3B	HR	AB	B/Avg	WP	HBP	BK	SFA	SHA
19 Engelbrekt, Max	0.82	2	1	9	0	0	0	1	0	11.0	12	2	1	6	3	2	0	0	41	.293	0	0	0	0	2
23 Moore, Andrew	1.38	8	1	10	10	3	3	2	0	71.2	50	12	11	14	32	6	1	2	241	.207	1	5	0	2	10
26 Starr, Taylor	1.59	0	0	5	0	0	0	0	0	5.2	5	2	1	1	1	0	0	0	20	.250	1	1	0	0	1
31 Boyd, Matt	2.02	6	3	10	10	3	2	0	0	75.2	46	20	17	15	70	7	0	4	262	.176	0	6	0	0	6
28 Wetzler, Ben	2.13	7	0	10	10	1	1	0	0	63.1	56	19	15	16	55	9	0	3	231	.242	2	4	0	2	4
36 Bryant, Tony	2.38	0	0	11	0	0	0	1	1	11.1	5	5	3	5	11	0	0	0	36	.139	1	3	0	0	2
18 Jackson, B.	2.79	1	0	9	0	0	0	0	0	9.2	11	4	3	2	5	4	0	2	39	.282	2	1	0	0	1
11 Fry, Jace	3.38	0	0	4	0	0	0	0	0	2.2	0	1	1	2	1	0	0	0	8	.000	0	0	0	1	0
24 Schultz, Scott	6.57	0	1	12	0	0	0	1	6	12.1	10	9	9	5	11	3	0	1	46	.217	0	1	0	0	1
22 Brocker, Cole	6.75	0	0	5	0	0	0	0	0	2.2	4	2	2	0	2	0	0	0	11	.364	0	1	0	1	0
41 Child, Dan	13.50	0	0	2	0	0	0	0	0	0.2	1	1	1	2	1	0	1	0	2	.500	0	0	0	0	0
25 Painton, Tyler	27.00	0	0	5	0	0	0	0	0	1.1	4	4	4	2	2	1	0	0	8	.500	0	0	0	0	0
38 Reser, Zack	99.00	0	0	2	0	0	0	0	0	0.0	2	1	1	2	0	0	0	0	2	1.000	1	0	0	0	0
<b>Totals</b>	<b>2.32</b>	<b>24</b>	<b>6</b>	<b>30</b>	<b>30</b>	<b>7</b>	<b>8</b>	<b>2</b>	<b>7</b>	<b>268.0</b>	<b>206</b>	<b>82</b>	<b>69</b>	<b>72</b>	<b>194</b>	<b>32</b>	<b>2</b>	<b>12</b>	<b>947</b>	<b>.218</b>	<b>8</b>	<b>22</b>	<b>0</b>	<b>6</b>	<b>27</b>
<b>Opponents</b>	<b>4.96</b>	<b>6</b>	<b>24</b>	<b>30</b>	<b>30</b>	<b>1</b>	<b>2</b>	<b>1</b>	<b>2</b>	<b>259.2</b>	<b>279</b>	<b>163</b>	<b>143</b>	<b>117</b>	<b>144</b>	<b>46</b>	<b>3</b>	<b>15</b>	<b>978</b>	<b>.285</b>	<b>23</b>	<b>29</b>	<b>3</b>	<b>20</b>	<b>34</b>

PB - Team (8), Rodriguez, J. 7, Esposito, N. 1, Opp (6). Pickoffs - Team (1), Moore, A. 1. SBA/ATT - Rodriguez, J. (7-21), Boyd, M. (2-9), Wetzler, B. (3-8), Moore, A. (3-7), Esposito, N. (3-5), Schultz, S. (0-1), Painton, T. (1-1), Engelbrekt (0-1), Starr, T. (1-1), Child, D. (0-1).

### 2013 Non-Conference Statistics

Overall: 26-5 • Home: 14-5 • Road: 7-2 • Neutral: 5-0

#### Offense

Player	AVG	GP	GS	AB	R	H	2B	3B	HR	RBI	TB	SLG%	BB	HBP	SO	GDP	OB%	SF	SH	SB	ATT	PO	A	E	FLD%
40 Hendrix, Jeff	.375	18	2	16	4	6	0	0	0	3	6	.375	1	1	7	0	.444	0	0	4	4	6	0	0	1.000
1 Smith, Tyler	.362	26	25	105	28	38	5	2	1	18	50	.476	15	2	15	2	.451	0	2	7	7	37	78	6	.950
10 Davis, Dylan	.350	29	28	123	23	43	11	2	2	22	64	.520	5	1	14	1	.377	1	1	5	7	47	2	2	.961
13 Rodriguez, Jake	.337	30	29	98	13	33	6	0	1	18	42	.429	20	2	22	3	.451	2	1	0	1	184	34	2	.991
9 Hayes, Danny	.327	30	28	98	21	32	8	0	3	28	49	.500	21	1	14	1	.439	3	1	2	2	206	13	0	1.000
8 Conforto, Michael	.316	31	31	117	23	37	5	1	6	24	62	.530	21	8	29	0	.449	1	0	4	6	53	4	3	.950
33 Barnes, Ryan	.304	20	18	79	10	24	3	0	1	8	30	.380	3	0	8	1	.329	0	2	2	3	37	2	0	1.000
3 Keyes, Kevin	.300	30	24	100	14	30	7	0	1	16	40	.400	6	2	16	3	.345	2	1	1	1	28	46	7	.914
14 Peterson, Andy	.299	31	31	117	24	35	3	0	0	12	38	.325	7	5	24	3	.362	1	8	6	9	57	91	8	.949
35 Matthews, Joey	.240	14	5	25	5	6	3	0	0	6	9	.360	1	2	5	3	.321	0	1	0	1	17	0	0	1.000
17 Jansen, Joey	.214	21	8	28	2	6	1	0	0	3	7	.250	3	1	9	0	.313	0	1	1	2	21	0	0	1.000
50 Day, Beau	.200	13	2	15	1	3	0	1	0	0	5	.333	4	0	3	1	.368	0	0	0	0	0	1	0	1.000
15 Casper, Jerad	.196	19	13	46	8	9	2	0	0	9	11	.239	9	0	13	0	.321	1	0	0	0	49	21	7	.909
4 Gordon, Max	.176	24	18	51	6	9	0	0	0	3	9	.176	12	1	6	1	.344	0	6	1	1	35	0	0	1.000
16 Clark, Gabe	.172	12	7	29	3	5	1	1	0	4	8	.276	3	1	9	0	.273	0	0	0	0	2	0	0	1.000
30 Howell, Ryan	.167	5	0	6	0	1	0	0	0	1	1	.167	1	0	3	0	.286	0	0	0	0	0	0	0	.000
6 Esposito, Nate	.150	13	7	20	3	3	0	0	0	2	3	.150	2	3	4	0	.320	0	0	0	0	46	5	1	.981
12 Rulli, Nick	.000	10	0	4	2	0	0	0	0	0	0	.000	0	0	2	0	.000	0	0	1	2	1	0	0	1.000
20 Yanzick, Zane	.000	8	0	2	2	0	0	0	0	0	0	.000	2	0	2	0	.500	0	0	0	0	1	0	0	1.000
7 Martinez, Paul	.000	3	0	1	0	0	0	0	0	0	0	.000	1	0	0	0	.500	0	0	0	0	0	2	0	1.000
11 Fry, Jace	.000	1	1	0	0	0	0	0	0	0	0	.000	0	0	0	0	.000	0	0	0	0	0	0	0	.000
28 Wetzler, Ben	.000	1	1	0	0	0	0	0	0	0	0	.000	0	0	0	0	.000	0	0	0	0	1	2	0	1.000
31 Boyd, Matt	.000	1	1	0	0	0	0	0	0	0	0	.000	0	0	0	0	.000	0	0	0	0	5	9	0	1.000
<b>Totals</b>	<b>.296</b>	<b>31</b>	<b>31</b>	<b>1080</b>	<b>192</b>	<b>320</b>	<b>55</b>	<b>7</b>	<b>15</b>	<b>177</b>	<b>434</b>	<b>.402</b>	<b>137</b>	<b>30</b>	<b>205</b>	<b>19</b>	<b>.387</b>	<b>11</b>	<b>24</b>	<b>34</b>	<b>46</b>	<b>852</b>	<b>337</b>	<b>38</b>	<b>.969</b>
<b>Opponents</b>	<b>.209</b>	<b>31</b>	<b>31</b>	<b>1017</b>	<b>101</b>	<b>213</b>	<b>38</b>	<b>7</b>	<b>4</b>	<b>87</b>	<b>277</b>	<b>.272</b>	<b>93</b>	<b>30</b>	<b>231</b>	<b>22</b>	<b>.293</b>	<b>8</b>	<b>25</b>	<b>13</b>	<b>23</b>	<b>819</b>	<b>333</b>	<b>40</b>	<b>.966</b>

LOB - Team (271), Opp (220). DPs turned - Team (29), Opp (22). IBB - Team (6), Conforto, M. 3, Casper, J. 1, Rodriguez, J 1, Davis, D. 1, Opp (9). Picked off - Rodriguez, J 1, Smith, T. 1, Hayes, D. 1.

#### Pitching

Player	ERA	W	L	APP	GS	CG	SHO	CBO	SV	IP	H	R	ER	BB	SO	2B	3B	HR	AB	B/Avg	WP	HBP	BK	SFA	SHA
24 Schultz, Scott	0.00	2	0	13	0	0	0	1	4	27.2	17	8	0	3	21	1	0	0	101	.168	2	3	0	0	3
25 Painton, Tyler	0.00	0	0	6	0	0	0	1	0	13.2	3	1	0	4	8	1	0	0	41	.073	1	4	0	0	0
23 Moore, Andrew	1.33	6	0	7	6	0	0	1	1	47.1	28	13	7	12	38	8	0	1	162	.173	5	5	0	3	2
36 Bryant, Tony	1.40	1	0	10	0	0	0	1	0	19.1	10	4	3	9	17	1	0	0	67	.149	1	0	0	1	1
19 Engelbrekt, Max	1.62	3	0	13	0	0	0	0	5	16.2	9	3	3	4	17	3	1	0	58	.155	1	1	0	0	1
28 Wetzler, Ben	2.05	2	1	5	5	1	0	1	0	26.1	19	12	6	14	22	6	2	0	93	.204	1	1	0	0	2
31 Boyd, Matt	2.30	4	0	8	7	0	0	1	1	47.0	40	12	12	15	40	9	0	1	172	.233	2	3	0	0	9
18 Jackson, Brandon	2.33	3	1	10	0	0	0	1	1	19.1	16	7	5	7	16	0	0	1	67	.239	1	2	0	0	1
22 Brocker, Cole	3.00	1	0	9	0	0	0	0	0	9.0	11	4	3	1	9	2	1	0	36	.306	4	0	0	2	1
41 Child, Dan	3.11	4	1	10	9	0	0	0	0	37.2	35	19	13	14	27	4	1	1	143	.245	4	7	0	0	3
44 Reser, Zack	4.15	0	0	5	0	0	0	1	0	4.1	1	2	2	1	4	0	0	0	12	.083	0	1	0	1	0
26 Starr, Taylor	5.23	0	1	5	2	0	0	0	0	10.1	14	9	6	4	9	0	1	0	40	.350	6	3	0	1	2
29 Bauer, Clay	5.40	0	0	1	1	0	0	0	0	1.2	1	1	1	2	1	0	0	0	6	.167	1	0	0	0	0
10 Davis, Dylan	13.50	0	0	2	1	0	0	0	0	2.0	5	3	3	3	1	1	1	0	10	.500	1	0	0	0	0
11 Fry, Jace	16.20	0	1	1	0	0	0	0	0	1.2	4	3	3	0	1	2	0	0	9	.444	0	0	0	0	0
<b>Totals</b>	<b>2.12</b>	<b>26</b>	<b>5</b>	<b>31</b>	<b>31</b>	<b>1</b>	<b>3</b>	<b>3</b>	<b>12</b>	<b>284.0</b>	<b>213</b>	<b>101</b>	<b>67</b>	<b>93</b>	<b>231</b>	<b>38</b>	<b>7</b>	<b>4</b>	<b>1017</b>	<b>.209</b>	<b>30</b>	<b>30</b>	<b>0</b>	<b>8</b>	<b>25</b>
<b>Opponents</b>	<b>5.74</b>	<b>5</b>	<b>26</b>	<b>31</b>	<b>31</b>	<b>0</b>	<b>0</b>	<b>0</b>	<b>3</b>	<b>273.0</b>	<b>320</b>	<b>192</b>	<b>174</b>	<b>137</b>	<b>205</b>	<b>55</b>	<b>7</b>	<b>15</b>	<b>1080</b>	<b>.296</b>	<b>27</b>	<b>30</b>	<b>3</b>	<b>11</b>	<b>24</b>

PB - Team (8), Rodriguez, J 6, Esposito, N. 2, Opp (5). Pickoffs - Team (4), Rodriguez, J 1, Moore, A. 1, Boyd, M. 1, Jackson, B. 1, Opp (3). SBA/ATT - Rodriguez, J (7-15), Esposito, N. (6-8), Wetzler, B. (3-4), Child, D. (1-4), Starr, T. (2-3), Moore, A. (2-3), Schultz, S. (1-2), Boyd, M. (0-2), Jackson, B. (2-2), Painton, T. (0-1), Bryant, T. (1-1), Engelbrekt

## 2013 Postseason Statistics

Overall: 5-1 • Home: 5-1

## Offense

Player	AVG	GP	GS	AB	R	H	2B	3B	HR	RBI	TB	SLG%	BB	HBP	SO	GDP	OB%	SF	SH	SB	ATT	PO	A	E	FLD%
35 Matthews, Joey	1.000	1	0	1	1	1	1	0	0	0	2	2.000	0	0	0	0	1.000	0	0	0	0	0	0	0	.000
3 Keyes, Kevin	.409	5	5	22	4	9	1	0	0	2	10	.455	1	0	3	0	.435	0	0	1	1	11	8	1	.950
33 Barnes, Ryan	.409	5	5	22	4	9	0	0	1	4	12	.545	1	0	2	1	.435	0	0	1	1	0	0	0	.000
13 Rodriguez, Jake	.368	5	5	19	1	7	1	0	0	2	8	.421	2	1	5	1	.455	0	0	0	1	32	10	0	1.000
1 Smith, Tyler	.348	5	5	23	3	8	2	0	0	3	10	.435	3	0	3	1	.423	0	0	0	0	3	11	0	1.000
8 Conforto, Michael	.273	5	5	22	3	6	2	0	2	3	14	.636	2	1	6	0	.360	0	0	0	0	4	1	1	.833
10 Davis, Dylan	.273	5	5	22	4	6	1	0	1	3	10	.455	1	1	4	0	.333	0	0	1	2	14	0	1	.933
14 Peterson, Andy	.261	5	5	23	4	6	0	0	0	1	6	.261	0	1	3	1	.292	0	2	2	2	10	18	0	1.000
9 Hayes, Danny	.250	5	5	20	3	5	2	0	1	6	10	.500	2	1	4	0	.348	0	0	0	0	50	2	0	1.000
4 Gordon, Max	.077	5	5	13	0	1	0	0	0	1	1	.077	1	0	1	0	.143	0	5	1	1	9	0	0	1.000
40 Hendrix, Jeff	.000	2	0	1	0	0	0	0	0	0	0	.000	0	0	0	0	.000	0	0	0	0	1	0	0	1.000
<b>Totals</b>	<b>.309</b>	<b>5</b>	<b>5</b>	<b>188</b>	<b>27</b>	<b>58</b>	<b>10</b>	<b>0</b>	<b>5</b>	<b>25</b>	<b>83</b>	<b>.441</b>	<b>13</b>	<b>5</b>	<b>31</b>	<b>4</b>	<b>.369</b>	<b>0</b>	<b>7</b>	<b>6</b>	<b>8</b>	<b>138</b>	<b>58</b>	<b>3</b>	<b>.985</b>
<b>Opponents</b>	<b>.238</b>	<b>5</b>	<b>5</b>	<b>164</b>	<b>16</b>	<b>39</b>	<b>9</b>	<b>1</b>	<b>1</b>	<b>16</b>	<b>53</b>	<b>.323</b>	<b>20</b>	<b>4</b>	<b>37</b>	<b>2</b>	<b>.332</b>	<b>2</b>	<b>4</b>	<b>3</b>	<b>6</b>	<b>138</b>	<b>59</b>	<b>8</b>	<b>.961</b>

LOB - Team (48), Opp (40). DPs turned - Team (3), Opp (4). IBB - Team (1), Conforto, M. 1, Opp (3).

## Pitching

Player	ERA	W	L	APP	GS	CG	SHO	CBO	SV	IP	H	R	ER	BB	SO	2B	3B	HR	AB	B/Avg	WP	HBP	BK	SFA	SHA
24 Schultz, Scott	0.00	0	0	2	0	0	0	0	0	1.1	1	0	0	0	0	0	0	0	5	.200	0	0	0	0	0
19 Engelbrekt, Max	0.00	0	0	2	0	0	0	0	1	1.1	0	0	0	2	2	0	0	0	4	.000	0	0	0	0	0
26 Starr, Taylor	0.00	0	0	1	0	0	0	0	0	0.2	1	0	0	1	0	0	0	0	2	.500	0	0	0	0	0
31 Boyd, Matt	1.08	0	0	2	1	0	0	0	1	8.1	7	1	1	2	4	1	0	0	28	.250	1	2	0	0	1
28 Wetzler, Ben	2.16	2	0	2	2	1	0	0	0	16.2	13	4	4	9	15	4	1	0	59	.220	0	0	0	0	1
23 Moore, Andrew	2.25	2	0	2	2	0	0	0	0	16.0	11	6	4	5	15	2	0	1	55	.200	5	2	0	2	2
11 Fry, Jace	16.20	0	1	1	0	0	0	0	0	1.2	4	3	3	0	1	2	0	0	9	.444	0	0	0	0	0
41 Child, Dan	99.00	0	0	1	0	0	0	0	0	0.0	2	2	2	1	0	0	0	0	2	1.000	0	0	0	0	0
<b>Totals</b>	<b>2.74</b>	<b>4</b>	<b>1</b>	<b>5</b>	<b>5</b>	<b>1</b>	<b>0</b>	<b>0</b>	<b>2</b>	<b>46.0</b>	<b>39</b>	<b>16</b>	<b>14</b>	<b>20</b>	<b>37</b>	<b>9</b>	<b>1</b>	<b>1</b>	<b>164</b>	<b>.238</b>	<b>6</b>	<b>4</b>	<b>0</b>	<b>2</b>	<b>4</b>
<b>Opponents</b>	<b>4.70</b>	<b>1</b>	<b>4</b>	<b>5</b>	<b>5</b>	<b>0</b>	<b>0</b>	<b>0</b>	<b>0</b>	<b>46.0</b>	<b>58</b>	<b>27</b>	<b>24</b>	<b>13</b>	<b>31</b>	<b>10</b>	<b>0</b>	<b>5</b>	<b>188</b>	<b>.309</b>	<b>0</b>	<b>5</b>	<b>1</b>	<b>0</b>	<b>7</b>

PB - Team (2), Rodriguez, J 2, Opp (1). Pickoffs - Team (1), Boyd, M. 1. SBA/ATT - Rodriguez, J (3-6), Wetzler, B. (1-2), Starr, T. (0-1), Moore, A. (1-1), Child, D. (1-1), Boyd, M. (0-1).

**At A Glance**

Category	Home	Road	Neutral	Overall
Record	27-5	18-6	5-0	50-11
Pac-12 record	13-2	11-4	0-0	24-6
Non-Conf. record	14-3	7-2	5-0	26-5
Versus Top 25	5-3	10-2	0-0	15-5
Versus Top 10	0-0	4-2	0-0	4-2
February	0-0	4-0	4-0	8-0
March	10-2	4-2	0-0	14-4
April	7-1	5-3	0-0	12-4
May	6-1	5-1	1-0	12-2
June	4-1	0-0	0-0	4-1
Sunday	9-0	6-0	1-0	16-0
Monday	1-0	1-0	1-0	3-0
Tuesday	1-2	1-0	0-0	2-2
Wednesday	1-0	0-0	1-0	2-0
Thursday	0-0	1-1	0-0	1-1
Friday	7-1	4-2	1-0	12-3
Saturday	8-2	5-3	1-0	14-5
Black uniforms	10-2	11-1	3-0	24-3
Creme uniforms	6-0	0-0	0-0	6-0
Gray uniforms	1-0	7-5	0-0	8-5
White uniforms	10-3	0-0	2-0	12-3
Day	15-4	12-3	4-0	31-7
Night	12-1	6-3	1-0	19-4
vs. Left	7-4	5-2	2-0	14-6
vs. Right	20-1	13-4	3-0	36-5
Scoring first	19-3	17-2	1-0	37-5
0-2 runs	2-3	1-3	0-0	3-6
3-5 runs	10-1	7-3	3-0	20-4
6-9 runs	11-1	7-0	1-0	19-1
10+ runs	4-0	3-0	1-0	8-0
Opponent scores first	8-2	1-4	4-0	13-6
0-2 runs	14-0	11-0	2-0	27-0
3-5 runs	12-2	7-3	3-0	22-5
6-9 runs	1-2	0-1	0-0	1-3
10+ runs	0-1	0-2	0-0	0-3
1-run games	8-1	3-1	2-0	13-2
2-run games	4-0	1-0	0-0	5-0
5+ runs	11-0	8-2	2-0	21-2
Leading after 6	23-2	16-1	5-0	43-3
Leading after 7	23-2	16-1	4-0	42-3
Leading after 8	23-2	17-0	4-0	43-2
Trailing after 6	2-2	0-5	0-0	2-7
Trailing after 7	1-2	0-5	0-0	1-7
Trailing after 8	1-2	0-6	0-0	1-8
Extra-inning games	1-2	1-0	1-0	3-2
Shutouts	6-1	5-1	0-0	11-2
Following a win	21-4	14-5	4-0	39-9
Following a loss	6-0	4-1	0-0	10-1
Out-hit opponent	19-2	16-2	5-0	40-4
Opponent out-hit	6-3	2-4	0-0	8-7
Hits are equal	2-0	0-0	0-0	2-0
OSU Quality Start	19-2	12-4	1-0	32-6
Opp. Quality Start	3-1	2-4	0-0	5-5
Make 0 errors	11-3	6-1	1-0	18-4
Make 1 error	9-0	6-0	2-0	17-0
Make 2+ errors	7-2	6-5	2-0	15-7
Opp. makes 0 errors	8-1	6-2	3-0	17-3
Opp. makes 1 error	12-2	4-4	2-0	18-6
Opp. makes 2+ errors	6-2	8-0	1-0	14-2

**Home Run Breakdown**

No.	Player	Date	Opponent/Pitcher	On	Inn.	Out	Count
1	Conforto (1)	3/2	Bryant/Schlitter (R)	1	5	1	0-0
2	Conforto (2)	3/2	Bryant/McAvoy (R)	1	1	1	1-0
3	Conforto (3)	3/3	Bryant/Healy (L)	3	6	1	2-2
4	Conforto (4)	3/3	Bryant/Davitt (L)	2	7	1	2-1
5	Hayes (1)	3/8	Texas State/Finnegan (R)	2	1	2	0-1
6	Smith (1)	3/10	Texas State/Grist (R)	2	6	2	1-0
7	Davis (1)	3/12	San Francisco/Hinkle (R)	0	6	1	0-1
8	Conforto (5)	3/15	Arizona/Wade (R)	2	1	0	0-1
9	Conforto (6)	3/17	Arizona/Moffett (L)	0	1	2	0-0
10	Keyes (1)	3/28	San Diego/Wagner (R)	0	4	0	1-1
11	Rodriguez (1)	4/2	Portland/Bunda (R)	1	7	2	1-1
12	Davis (2)	4/21	Washington/Wright (R)	0	2	2	1-2
13	Hayes (2)	4/22	Seattle/Moore (L)	1	2	1	1-2
14	Conforto (7)	4/27	USC/Strahan (R)	0	4	0	2-1
15	Rodriguez (2)	5/5	California/Nelson (R)	2	1	1	1-1
16	Hayes (3)	5/5	California/Nelson (R)	1	4	1	0-1
17	Smith (2)	5/5	California/Nelson (R)	0	5	0	1-1
18	Hayes (4)	5/12	Stanford/Lindquist (R)	1	2	0	0-1
19	Conforto (8)	5/18	Oregon/Irvin (L)	0	6	2	1-0
20	Barnes (1)	5/18	Oregon/Irvin (L)	0	7	1	0-1
21	Conforto (9)	5/19	Oregon/Reed (R)	3	2	2	0-0
22	Keyes (2)	5/24	Washington State/Hartnett (R)	0	5	1	0-0
23	Davis (3)	5/25	Washington State/Pistoresse (L)	2	7	2	0-0
24	Davis (4)	5/26	Washington State/Monda (L)	0	8	0	0-0
25	Hayes (5)	5/26	Washington State/Monda (L)	0	8	0	2-1
26	Barnes (2)	6/1	UC Santa Barbara/Jacome (L)	0	2	0	1-1
27	Conforto (10)	6/8	Kansas State/Flattery (L)	1	4	0	0-2
28	Conforto (11)	6/9	Kansas State/McFadden (R)	0	1	2	2-0
29	Davis (5)	6/9	Kansas State/McFadden (R)	0	1	2	2-1
30	Hayes (6)	6/10	Kansas State/Matthys (R)	1	2	0	2-2

**Total: 30    Home: 21    Road: 9    Neutral: 0**  
**Solo: 15    2-Run: 8    3-Run: 5    Grand Slam: 2**  
**vs. Left: 11    vs. Right: 19**  
**Pac-12: 15    Non-Conference: 15**  
**Ahead: 8    Behind: 9    Even: 7    First Pitch: 6**

\* Indicates Inside-The-Park; ^ Indicates Leadoff Home Run

## 2013 Honors

### **Ryan Barnes**

- Pac-12 All-Academic Honorable Mention
- Corvallis Regional All-Tournament Team

### **Matt Boyd**

- Louisville Slugger All-America Third Team
- All-Pac-12 First Team
- College Baseball Hall of Fame Pitcher of the Year Watch List
- Golden Spikes Midseason Award Watch List
- Pac-12 Pitcher of the Week (March 19)
- Pac-12 Pitcher of the Week (Feb. 25)

### **Cole Brocker**

- Pac-12 All-Academic Honorable Mention

### **Pat Casey**

- Pac-12 Coach of the Year

### **Dan Child**

- Pac-12 All-Academic Honorable Mention

### **Michael Conforto**

- Pac-12 Player of the Year
- All-Pac-12 First Team
- Pac-12 Player of the Week (March 19)
- Pac-12 Player of the Week (March 5)
- Pac-12 All-Academic Honorable Mention
- Louisville Slugger National Player of the Week list (March 4)
- Golden Spikes Midseason Award Watch List
- Louisville Slugger Preseason All-America First Team
- NCBWA Preseason All-America First Team
- Perfect Game Preseason All-America First Team
- Baseball America Preseason All-America Second Team

### **Dylan Davis**

- All-Pac-12 First Team
- Corvallis Regional All-Tournament Team
- Corvallis Regional Most Outstanding Player

### **Andrew Moore**

- Louisville Slugger All-America Second Team
- NCBWA Freshman All-America First Team
- Pac-12 Freshman of the Year
- All-Pac-12 First Team
- Corvallis Regional All-Tournament Team
- College Baseball Hall of Fame Pitcher of the Year Watch List
- NCBWA Co-National Pitcher of the Week (May 21)
- Pac-12 Pitcher of the Week (May 20)

### **Andy Peterson**

- All-Pac-12 Honorable Mention
- Corvallis Regional All-Tournament Team

### **Jake Rodriguez**

- All-Pac-12 First Team
- Corvallis Regional All-Tournament Team
- Pac-12 All-Academic Honorable Mention
- Johnny Bench Award Watch List

### **Scott Schultz**

- All-Pac-12 Honorable Mention
- NCBWA Stopper of the Year Watch List

### **Tyler Smith**

- All-Pac-12 First Team
- Pac-12 Player of the Week (March 12)
- Brooks Wallace Award Watch List

### **Ben Wetzler**

- All-Pac-12 First Team
- Corvallis Regional All-Tournament Team
- Pac-12 All-Academic Honorable Mention
- Golden Spikes Preseason Award Watch List
- NCBWA Preseason All-America Third Team

**Record By Player Starts**

C	Rodriguez (38-10), Esposito (12-1)
1B	Hayes (40-10), Casper (6-0), Barnes (4-1)
2B	Peterson (43-6), Keyes (3-4), Rodriguez (4-1)
3B	Keyes (39-6), Casper (9-5), Rodriguez (2-0)
SS	Smith (43-6), Peterson (7-5)
LF	Conforto (49-11), Hendrix (1-0)
CF	Gordon (28-4), Jansen (10-2), Matthews (7-1), Davis (4-3), Hendrix (1-1)
RF	Davis (37-6), Barnes (7-4), Gordon (5-1), Matthews (1-0)
DH	Barnes (24-5), Clark (7-0), Davis (5-2), Day (5-1), Hayes (4-0), Wetzler (0-2), Keyes (1-0), Conforto (1-0), Jansen (1-0), Boyd (1-0), Fry (0-1)

**Record By Batting Order Starts**

1	Smith (24-5), Gordon (14-0), Barnes (5-3), Peterson (5-1), Jansen (1-1), Matthews (0-1), Hendrix (1-0)
2	Peterson (25-9), Smith (19-1), Barnes (4-1), Matthews (1-0), Jansen (1-0)
3	Conforto (50-11)
4	Davis (42-11), Hayes (5-0), Clark (1-0), Rodriguez (1-0), Day (1-0)
5	Hayes (26-6), Barnes (13-5), Davis (3-0), Clark (2-0), Rodriguez (2-0), Keyes (2-0), Casper (1-0), Matthews (1-0)
6	Keyes (14-3), Barnes (11-0), Hayes (8-3), Rodriguez (7-2), Casper (4-0), Day (2-1), Clark (2-0), Wetzler (0-2), Davis (1-0), Hendrix (1-0)
7	Keyes (19-3), Rodriguez (14-6), Casper (7-0), Hayes (3-1), Clark (2-0), Day (2-0), Barnes (1-1), Davis (1-0), Jansen (1-0)
8	Rodriguez (20-3), Keyes (9-1), Casper (3-5), Esposito (7-0), Jansen (6-0), Matthews (2-0), Hayes (1-1), Barnes (1-0), Boyd (1-0), Fry (0-1)
9	Gordon (19-5), Peterson (20-1), Esposito (5-1), Matthews (4-0), Jansen (2-1), Keyes (0-2), Hendrix (0-1)

**Batter Breakdown**

Player	Multiple-Hit Games					Multiple-RBI Games					Home Runs				Tot.	Last
	2	3	4	5+	Tot.	2	3	4	5+	Tot.	Solo	2-Run	3-Run	GS		
Ryan Barnes	13	2	-	-	15	4	1	-	-	5	2	-	-	-	2	6/1 vs. UCSB
Jerad Casper	-	-	-	-	-	3	-	-	-	3	-	-	-	-	-	-
M. Conforto	18	6	-	-	24	4	2	-	2	8	4	3	2	2	11	6/9 vs. KSU
Dylan Davis	21	8	-	-	29	10	6	1	1	18	4	-	1	-	5	6/9 vs. KSU
Beau Day	2	-	1	-	3	2	-	-	-	2	-	-	-	-	-	-
Nate Esposito	1	-	-	-	1	-	-	-	-	-	-	-	-	-	-	-
Max Gordon	1	1	1	-	3	1	-	-	-	1	-	-	-	-	-	-
Danny Hayes	15	2	1	-	18	10	2	1	-	13	1	4	1	-	6	6/10 vs. KSU
Jeff Hendrix	2	-	-	-	2	1	-	-	-	1	-	-	-	-	-	-
Kavin Keyes	14	3	1	-	18	4	3	-	-	7	2	-	-	-	2	5/24 vs. WSU
Joey Jansen	2	-	-	-	2	2	-	-	-	2	-	-	-	-	-	-
Joey Matthews	1	-	-	-	-	1	-	-	-	1	-	-	-	-	-	-
Andy Peterson	16	6	1	-	23	6	-	-	-	6	-	-	-	-	-	-
Jake Rodriguez	14	3	-	-	17	9	-	-	1	10	1	1	-	-	2	5/5 vs. CAL
Tyler Smith	16	3	-	-	19	5	3	-	-	8	1	-	1	-	2	5/5 vs. CAL
<b>Totals</b>	<b>134</b>	<b>34</b>	<b>6</b>	<b>-</b>	<b>174</b>	<b>61</b>	<b>16</b>	<b>2</b>	<b>3</b>	<b>82</b>	<b>15</b>	<b>8</b>	<b>5</b>	<b>2</b>	<b>30</b>	<b>-</b>

**Inning-By-Inning**

	1	2	3	4	5	6	7	8	9	EX	Total
<b>Oregon State</b>	55	33	37	49	44	47	40	31	17	3	355
<b>Opponents</b>	17	19	20	21	11	24	20	22	23	5	185

**Oregon State In The Polls**

Week	BA	CB	USA	NCBWA	PG
Preseason	6	10	14	10	8
Feb. 18	6	9	14	8	8
Feb. 25	6	5	5	5	7
March 4	4	3	4	4	6
March 11	3	2	4	4	5
March 18	3	2	4	4	5
March 25	2	2	3	3	5
April 1	6	6	6	8	8
April 8	6	6	6	7	6
April 15	5	5	5	6	5
April 22	7	6	6	6	7
April 29	6	5	5	5	7
May 6	6	5	5	5	7
May 13	6	4	4	3	7
May 20	4	4	3	3	6
May 27	4	4	3	4	6

**Oregon State Batting Around**

Total: 17				
Date	Opponent	Inn.	At Bat	Runs
2/16	Gonzaga	4	10	6
2/16	Gonzaga	8	9	3
2/17	UC Riverside	1	10	6
2/21	San Diego State	7	9	5
3/3	Bryant	6	13	8
3/8	Texas State	4	10	6
3/8	Texas State	7	9	5
3/24	Arizona State	4	9	3
3/29	San Diego	4	10	7
4/21	Washington	1	10	5
4/26	USC	8	9	4
5/10	Stanford	5	10	5
5/11	Stanford	3	9	4
5/18	Oregon	8	10	5
5/19	Oregon	2	10	6
5/24	Washington St.	1	10	5
6/9	Kansas State	1	9	5



Oregon State Starters												
Pitcher	Starts	QS	Pct.	#P/Start	IP/Start	SB-ATT	Pct.	PCK	DP	Runs For	R/Start	Team Rec.
Clay Bauer	1	0	.000	30	1.2	0-0	.000	0	0	7	7.0	1-0
Matt Boyd	17	14	.824	108	7.1	2-11	.181	0	5	83	4.9	12-5
Dan Child	9	2	.222	67	4.1	0-3	.000	0	6	45	5.0	7-2
Dylan Davis	1	0	.000	28	1.0	0-0	.000	0	0	5	5.0	1-0
Andrew Moore	16	12	.750	97	7.2	5-11	.454	2	13	94	5.8	14-2
Taylor Starr	2	0	.000	71	3.2	1-1	1.000	0	0	9	4.5	1-1
Ben Wetzler	15	9	.600	89	6.1	6-12	.500	0	9	98	6.5	14-1

*Note: Stats are for starts only*

Oregon State Bullpen (Relief Appearances Only)												
Reliever	LAST APP (Dec.)	IP	H	R	ER	BB	SO	SV/OPP	HD/OPP	1st AB RET/FACED	RI/S	PCT
Matt Boyd	6/10 vs. Kansas State	1.1	2	0	0	0	0	1/1	0/0	1/1	1/0	.000
Cole Brocker	5/26 vs. WSU	0.0	0	0	0	0	0	0/0	2/2	7/14	15/6	.400
Tony Bryant	5/24 vs. WSU	0.0	2	2	1	0	0	1/1	4/4	17/21	24/7	.291
Dan Child	6/8 vs. Kansas State	0.0	2	2	2	1	0	0/0	0/0	1/3	5/2	.400
Dylan Davis	3/28 vs. San Diego	1.0	2	1	1	1	1	0/0	0/0	0/1	0/0	.000
Max Engelbrekt	6/8 vs. Kansas State	0.1	0	0	0	2	1	5/5	4/4	13/22	29/8	.276
Jace Fry	6/8 vs. Kansas State (L)	1.2	4	3	3	0	1	0/1	0/0	4/5	8/2	.250
Brandon Jackson	5/26 vs. WSU	0.2	0	0	0	0	0	1/1	1/1	13/19	17/2	.117
Andrew Moore	3/29 vs. San Diego (S)	4.0	2	0	0	1	2	1/1	0/0	1/1	1/0	.000
Tyler Painton	5/24 vs. WSU	0.0	2	2	2	0	0	0/0	1/1	8/11	13/2	.154
Zack Reser	4/20 vs. Washington	0.0	1	1	1	2	0	0/0	0/0	4/7	7/5	.714
Scott Schultz	6/9 vs. Kansas State	1.0	0	0	0	0	0	10/12	1/1	15/25	26/8	.307
Taylor Starr	6/8 vs. Kansas State	0.2	1	0	0	1	0	0/0	0/0	4/8	14/6	.429

	W-L	ERA	IP	H	R	ER	BB	SO
Starters	37-6	2.10	373.2	280	114	87	104	288
Relievers	13-5	2.47	178.1	139	69	49	61	137

Oregon State Bullpen By Month								
Month	W-L	ERA	SV/OPP	IP	H	ER	BB	SO
February	2-0	0.00	3/3	30.0	11	0	8	15
March	6-1	2.12	8/8	68.0	59	16	21	63
April	2-2	3.05	4/5	41.1	33	14	16	26
May	3-1	3.81	2/3	33.0	25	14	13	29
June	0-1	7.10	2/3	6.1	9	5	4	4

Oregon State Bullpen By Location								
Location	W-L	ERA	SV/OPP	IP	H	ER	BB	SO
Home	8-3	2.56	10/12	84.1	71	24	27	69
Road	3-2	3.03	7/8	68.1	56	23	26	47
Neutral	2-0	0.70	2/2	25.2	10	2	9	21

Oregon State Staff By Series/Opponent								
Team	W-L	ERA	IP	H	ER	BB	SO	
Palm Springs	4-0	1.75	36.0	24	7	14	26	
San Diego State	4-0	0.50	36.0	21	2	5	21	
Bryant	4-0	0.24	37.0	21	1	7	38	
Texas State	3-0	2.67	27.0	21	8	7	28	
San Francisco	1-1	3.50	18.0	20	7	5	9	
Arizona	3-0	2.33	27.0	23	7	8	19	
Arizona State	2-1	2.00	27.0	19	6	15	16	
San Diego	1-2	3.96	25.0	24	11	15	20	
Portland	3-0	2.00	27.0	19	6	6	25	
UCLA	2-1	1.04	26.0	17	3	10	17	
Oregon	2-2	2.57	35.0	22	10	10	23	
Utah	3-0	1.33	27.0	12	4	8	24	
Washington	1-2	5.04	25.0	30	14	7	12	
Seattle	1-0	1.29	14.0	10	2	6	11	
USC	3-0	1.33	27.0	17	4	2	18	
California	3-0	1.33	27.0	18	4	4	26	
Stanford	3-0	3.00	27.0	23	9	8	19	
Washington State	2-1	4.34	29.0	32	14	5	26	
NCAA Regional	3-0	1.67	27.0	15	5	10	27	
NCAA SR	2-1	3.85	28.0	30	12	14	20	

## Pitchers' Appearances

## #29 Clay Bauer

Date	Opponent	W-L-S-H	IP	H	R	ER	BB	SO	NP/S
2/24	SDSU *	-	1.2	1	1	1	2	1	30/15

## #31 Matt Boyd

Date	Opponent	W-L-S-H	IP	H	R	ER	BB	SO	NP/S
2/16	Gonzaga * ^	W	7.0	6	2	2	1	4	95/65
2/22	SDSU * ^	W	8.1	5	0	0	1	9	117/85
3/1	Bryant * ^	-	6.0	8	1	1	2	7	108/72
3/8	Texas State *	W	5.2	6	2	2	1	5	82/51
3/15	Arizona * ^	W	7.0	2	2	1	1	6	118/69
3/22	Arizona State * ^	W	9.0	1	0	0	3	11	113/72
3/29	San Diego *	W	5.0	4	3	3	4	3	90/50
4/5	UCLA * ^	L	6.2	4	3	2	1	5	108/65
4/12	Utah * ^	W	9.0	2	0	0	2	8	121/78
4/20	Washington * ^	L	6.0	9	4	3	2	1	97/67
4/26	USC * ^	W	8.1	5	3	3	0	11	103/71
5/3	California * ^	W	8.1	3	1	1	1	12	108/72
5/10	Stanford * ^	W	6.1	8	3	3	1	4	99/69
5/17	Oregon * ^	L	8.0	7	3	3	3	5	113/75
5/24	Washington St. * ^	-	7.0	4	1	1	1	7	106/73
5/31	UTSA * ^	-	6.2	4	3	3	4	8	114/69
6/8	Kansas State * ^	-	7.0	5	1	1	2	3	123/77
6/10	Kansas State	S	1.1	2	0	0	0	1	21/14

## #22 Cole Brocker

Date	Opponent	W-L-S-H	IP	H	R	ER	BB	SO	NP/S
2/21	SDSU	-	1.1	0	0	0	0	1	17/13
3/12	San Francisco	-	0.0	0	0	0	0	1	4/3
3/16	Arizona	H	1.0	1	0	0	0	0	13/8
3/23	Arizona State	-	0.2	1	0	0	0	1	9/6
3/28	San Diego	-	0.0	1	0	0	0	0	5/3
3/30	San Diego	-	2.0	2	2	1	0	1	27/17
4/2	Portland	W	2.2	4	1	1	0	4	45/33
4/9	Oregon	-	0.2	0	0	0	0	0	5/3
4/17	Portland	-	1.0	1	0	0	0	1	15/10
4/20	Washington	-	0.2	2	2	2	0	0	12/7
4/22	Seattle	-	0.0	0	0	0	1	0	5/1
5/5	California	-	0.1	0	0	0	0	1	6/3
5/8	Portland	H	1.1	3	1	1	0	1	26/18
5/26	Washington State	-	0.0	0	0	0	0	0	1/0

## #36 Tony Bryant

Date	Opponent	W-L-S-H	IP	H	R	ER	BB	SO	NP/S
2/15	Utah Valley	H	1.1	1	0	0	1	1	27/18
2/23	SDSU	-	0.2	0	0	0	0	0	11/8
3/2	Bryant	-	2.0	1	0	0	0	2	28/20
3/8	Texas State	-	2.0	0	0	0	0	3	23/17
3/10	Texas State	-	2.2	0	1	0	2	1	40/25
3/12	San Francisco	-	2.1	2	0	0	1	2	37/21
3/16	Arizona	H	0.2	0	0	0	0	0	9/5
3/23	Arizona State	-	1.0	2	1	1	1	0	21/13
3/29	San Diego	-	0.0	2	2	2	1	0	14/8
4/9	Oregon	-	2.1	2	0	0	1	1	32/20
4/14	Utah	H	1.2	0	0	0	0	2	22/17
4/20	Washington	H	0.2	0	0	0	0	0	2/1
4/22	Seattle	-	2.2	2	1	1	1	3	45/28
4/27	USC	S	1.1	0	0	0	0	1	18/10
5/3	California	-	0.2	0	0	0	0	0	7/4
5/5	California	-	0.1	0	0	0	0	0	4/2
5/8	Portland	W	3.1	0	0	0	2	4	45/28
5/10	Stanford	-	2.2	1	0	0	0	6	40/27
5/12	Stanford	-	0.2	0	2	1	3	0	23/9
5/19	Oregon	-	1.2	0	0	0	1	2	28/13
5/24	Washington State	-	0.0	2	2	1	0	0	10/5

## #41 Dan Child

Date	Opponent	W-L-S-H	IP	H	R	ER	BB	SO	NP/S
2/15	Utah Valley *	W	5.0	6	2	2	2	4	89/50
2/21	SDSU *	W	5.1	7	1	1	0	6	90/63
3/2	Bryant * ^	W	7.0	3	2	0	2	5	109/69
3/12	San Francisco *	L	2.0	5	3	3	2	0	55/31
3/17	Arizona	-	0.2	1	1	1	1	1	20/10
3/24	Arizona State	-	0.0	0	0	0	1	0	4/0
3/28	San Diego *	-	3.1	1	4	1	4	2	66/33
4/2	Portland *	-	3.1	1	1	1	1	2	51/31
4/17	Portland * ^	W	8.0	4	1	1	0	6	72/55
4/22	Seattle *	-	2.2	5	2	1	1	2	51/29
5/8	Portland *	-	1.0	1	1	1	1	0	21/9
6/8	Kansas State	-	0.0	2	2	2	1	0	11/4

## #10 Dylan Davis

Date	Opponent	W-L-S-H	IP	H	R	ER	BB	SO	NP/S
2/18	UC Riverside *	-	1.0	3	2	2	2	0	28/13
3/28	San Diego	-	1.0	2	1	1	1	1	21/10

## #19 Max Engelbrekt

Date	Opponent	W-L-S-H	IP	H	R	ER	BB	SO	NP/S
2/15	Utah Valley	S	2.2	1	0	0	0	3	31/19
2/18	UC Riverside	W	2.2	0	0	0	0	1	32/18
2/21	SDSU	H	2.1	0	0	0	0	1	24/17
3/1	Bryant	W	0.1	0	0	0	0	0	4/3
3/2	Bryant	S	1.0	1	0	0	0	3	20/11
3/10	Texas State	S	1.0	2	1	1	0	1	19/11
3/13	San Francisco	S	2.0	1	0	0	0	1	21/14
3/16	Arizona	H	1.0	0	0	0	0	1	14/10
3/17	Arizona	H	1.0	3	0	0	1	0	36/21
3/24	Arizona State	W	3.1	2	0	0	4	0	55/28
3/30	San Diego	-	0.1	2	0	0	0	1	12/7
4/6	UCLA	H	1.1	1	0	0	1	0	15/9
4/9	Oregon	-	0.0	1	2	2	1	0	10/5
4/13	Utah	-	0.1	0	0	0	0	0	2/1
4/20	Washington	-	0.0	1	1	1	0	0	4/2
4/22	Seattle	-	1.1	1	0	0	1	3	35/21
5/5	California	-	0.2	1	0	0	0	0	13/7
5/24	Washington State	L	2.0	2	1	0	0	1	34/25
5/26	Washington State	W	1.1	2	0	0	0	1	20/12
5/31	UTSA	W	1.2	0	0	0	0	1	17/11
6/1	UCSB	S	1.0	0	0	0	0	1	20/15
6/8	Kansas State	-	0.1	0	0	0	2	1	24/14

## #11 Jace Fry

Date	Opponent	W-L-S-H	IP	H	R	ER	BB	SO	NP/S
5/5	California	-	0.1	0	1	1	1	0	9/4
5/19	Oregon	-	0.2	0	0	0	0	1	9/5
5/24	Washington State	-	0.2	0	0	0	1	0	15/8
5/26	Washington State	-	1.0	0	0	0	0	0	14/8
6/8	Kansas State	L	1.2	4	3	3	0	1	36/28

## Pitchers' Appearances

## #18 Brandon Jackson

Date	Opponent	W-L-S-H	IP	H	R	ER	BB	SO	NP/S
2/18	UC Riverside	-	0.1	1	0	0	1	1	14/7
2/24	SDSU	W	4.1	4	0	0	2	0	65/37
3/3	Bryant	W	3.0	2	0	0	0	5	38/27
3/9	Texas State	S	3.1	1	0	0	0	5	39/26
3/13	San Francisco	W	2.2	4	2	0	0	1	38/23
3/15	Arizona	-	2.0	2	0	0	0	2	29/21
3/17	Arizona	W	1.1	3	2	2	0	1	23/13
3/23	Arizona State	-	1.0	1	0	0	1	1	23/13
3/28	San Diego	-	0.1	0	0	0	0	0	5/4
3/30	San Diego	-	1.0	2	3	3	1	0	17/10
4/5	UCLA	-	0.0	0	0	0	1	0	5/1
4/9	Oregon	L	2.1	1	1	0	0	1	16/13
4/13	Utah	-	2.0	2	0	0	0	1	30/18
4/20	Washington	-	0.0	1	0	0	0	0	2/2
4/22	Seattle	-	0.0	0	0	0	2	0	11/3
4/26	USC	-	0.2	1	1	0	0	0	16/11
5/8	Portland	H	2.0	1	1	1	1	3	28/18
5/11	Stanford	-	2.0	1	1	1	1	0	32/20
5/26	Washington State	-	0.2	0	0	0	0	0	2/2

## #23 Andrew Moore

Date	Opponent	W-L-S-H	IP	H	R	ER	BB	SO	NP/S
2/17	UC Riverside *	W	5.1	4	3	3	3	6	97/62
2/23	SDSU * ^	W	8.1	2	0	0	0	2	102/68
3/2	Bryant * ^	W	8.0	4	1	0	1	7	98/74
3/9	Texas State *	W	5.2	6	3	2	2	6	91/53
3/16	Arizona *	W	5.2	9	3	2	0	3	98/66
3/23	Arizona State *	L	5.2	4	2	2	1	1	99/68
3/29	San Diego	S	4.0	2	0	0	1	2	34/24
4/6	UCLA * ^	W	6.2	4	0	0	3	5	107/63
4/13	Utah * ^	W	6.2	5	3	3	3	5	85/54
4/20	Washington * ^	-	6.1	7	2	2	1	4	90/57
4/27	USC * ^	W	7.2	5	0	0	2	1	81/56
5/4	California * ^	W	9.0	2	0	0	1	2	87/60
5/11	Stanford * ^	W	6.0	6	2	2	2	2	95/59
5/18	Oregon * ^	W	9.0	2	0	0	1	2	93/61
5/25	Washington St. * ^	W	9.0	6	0	0	0	7	107/82
6/1	UCSB * ^	W	8.0	5	2	1	2	6	108/69
6/9	Kansas State * ^	W	8.0	6	4	3	3	9	124/83

## #25 Tyler Painton

Date	Opponent	W-L-S-H	IP	H	R	ER	BB	SO	NP/S
2/18	UC Riverside	-	6.0	1	0	0	2	4	81/48
3/3	Bryant	-	1.0	0	0	0	0	1	14/8
3/12	San Francisco	-	4.2	2	0	0	1	2	58/37
3/23	Arizona State	-	0.2	1	1	1	0	1	14/8
3/28	San Diego	-	1.0	0	1	0	0	0	12/7
4/5	UCLA	-	0.0	0	0	0	1	0	5/1
4/9	Oregon	-	0.2	0	0	0	1	0	11/4
4/20	Washington	-	0.1	0	0	0	1	1	11/4
5/8	Portland	H	0.1	0	0	0	0	1	5/4
5/11	Stanford	-	0.1	1	1	1	0	0	10/5
5/24	Washington St.	-	0.0	2	2	2	0	0	5/3

## #38 Zack Reser

Date	Opponent	W-L-S-H	IP	H	R	ER	BB	SO	NP/S
2/17	UC Riverside	-	1.2	0	0	0	1	0	12/6
3/3	Bryant	-	1.1	0	0	0	0	1	16/10
3/8	Texas State	-	1.0	0	0	0	0	3	14/9
3/12	San Francisco	-	0.0	1	2	2	0	0	10/5
3/23	Arizona State	-	0.0	1	0	0	0	0	3/2
3/28	San Diego	-	0.1	0	0	0	0	0	5/3
4/20	Washington	-	0.0	1	1	1	2	0	13/5

## #24 Scott Schultz

Date	Opponent	W-L-S-H	IP	H	R	ER	BB	SO	NP/S
2/16	Gonzaga	-	2.0	0	0	0	0	1	18/14
2/18	UC Riverside	-	1.0	1	2	0	1	1	31/19
2/22	SDSU	S	0.2	0	0	0	0	0	6/3
2/24	SDSU	S	3.0	2	0	0	0	1	35/28
3/1	Bryant	-	3.2	2	0	0	1	4	48/30
3/10	Texas State	W	2.1	2	0	0	0	4	29/22
3/16	Arizona	S	0.2	0	0	0	0	2	8/6
3/17	Arizona	S	1.1	0	0	0	1	1	20/12
3/24	Arizona State	S	1.1	1	0	0	1	1	19/10
3/30	San Diego	-	1.2	1	2	0	0	3	25/18
4/2	Portland	S	3.0	3	3	0	1	3	56/38
4/6	UCLA	-	1.0	1	0	0	0	1	13/8
4/7	UCLA	S	1.1	0	0	0	0	0	12/8
4/14	Utah	S	1.0	0	0	0	0	0	11/7
4/20	Washington	L	0.0	3	4	4	0	0	17/11
4/22	Seattle	W	7.1	2	0	0	0	3	83/61
4/28	USC	-	1.0	0	0	0	0	0	11/8
5/5	California	-	1.0	1	1	1	1	1	25/17
5/8	Portland	S	1.0	1	0	0	0	0	6/6
5/12	Stanford	S	2.0	1	0	0	0	2	29/21
5/19	Oregon	-	0.1	0	0	0	0	1	6/6
5/24	Washington State	-	1.1	3	4	4	2	2	39/22
5/31	UTSA	-	0.2	2	1	0	0	1	10/10
6/8	Kansas State	-	0.1	1	0	0	0	0	4/3
6/9	Kansas State	-	1.0	0	0	0	0	0	15/12

## #26 Taylor Starr

Date	Opponent	W-L-S-H	IP	H	R	ER	BB	SO	NP/S
3/8	Texas State	-	0.1	2	2	1	1	0	20/12
3/13	San Francisco *	-	4.1	5	3	2	1	2	71/48
3/28	San Diego	L	2.0	3	1	0	0	3	36/23
4/5	UCLA	-	1.1	1	0	0	0	0	12/8
4/7	UCLA	-	0.2	1	1	0	1	1	16/10
4/9	Oregon *	-	3.0	3	3	3	1	4	71/41
4/20	Washington	-	2.0	2	1	1	0	0	21/14
5/11	Stanford	-	0.2	0	0	0	0	0	4/4
5/26	Washington State	-	1.0	1	0	0	0	0	17/10

## #28 Ben Wetzler

Date	Opponent	W-L-S-H	IP	H	R	ER	BB	SO	NP/S
3/3	Bryant *	-	3.2	1	0	0	1	3	41/27
3/10	Texas State *	-	3.0	3	2	2	1	0	41/22
3/17	Arizona *	-	4.2	2	1	1	4	2	83/47
3/24	Arizona State *	-	4.1	5	3	2	3	0	74/42
3/30	San Diego *	L	3.0	2	6	0	3	4	61/34
4/7	UCLA * ^	W	7.0	5	1	1	2	5	99/61
4/14	Utah * ^	W	6.1	3	1	1	3	8	107/67
4/21	Washington * ^	W	9.0	4	0	0	1	6	107/68
4/28	USC * ^	W	8.0	6	1	1	0	5	101/73
5/5	California * ^	W	6.1	11	2	1	0	10	101/71
5/12	Stanford * ^	W	6.1	5	2	1	1	5	88/59
5/19	Oregon * ^	W	6.1	6	2	1	1	6	97/65
5/26	Washington State	-	5.0	9	6	6	1	8	91/61
6/2	Texas A&M * ^	W	9.0	4	1	1	4	10	121/77
6/10	Kansas State * ^	W	7.2	9	3	3	5	5	131/81

## Oregon State Starting Lineups By Order

Date	Opponent	1	2	3	4	5	6	7	8	9
02/15	vs. Utah Valley	Gordon	Smith	Conforto	Hayes	Casper	Rodriguez	Keyes	Matthews	Peterson
02/16	vs. Gonzaga	Gordon	Smith	Conforto	Hayes	Clark	Rodriguez	Casper	Jansen	Peterson
02/17	vs. UC Riverside	Peterson	Smith	Conforto	Clark	Rodriguez	Casper	Davis	Esposito	Matthews
02/18	vs. UC Riverside	Gordon	Smith	Conforto	Rodriguez	Keyes	Davis	Casper	Jansen	Peterson
02/21	at San Diego State	Gordon	Smith	Conforto	Hayes	Davis	Rodriguez	Clark	Keyes	Peterson
02/22	at San Diego State	Gordon	Smith	Conforto	Hayes	Davis	Rodriguez	Keyes	Jansen	Peterson
02/23	at San Diego State	Smith	Matthews	Conforto	Hayes	Davis	Rodriguez	Casper	Boyd	Peterson
02/24	at San Diego State	Gordon	Smith	Conforto	Davis	Hayes	Hendrix	Keyes	Esposito	Peterson
03/01	Bryant	Gordon	Smith	Conforto	Davis	Hayes	Casper	Keyes	Rodriguez	Peterson
03/02	Bryant	Peterson	Smith	Conforto	Davis	Hayes	Casper	Keyes	Rodriguez	Jansen
03/02	Bryant	Peterson	Smith	Conforto	Davis	Matthews	Hayes	Clark	Casper	Esposito
03/03	Bryant	Peterson	Smith	Conforto	Davis	Clark	Hayes	Rodriguez	Keyes	Jansen
03/08	Texas State	Gordon	Smith	Conforto	Davis	Hayes	Barnes	Keyes	Rodriguez	Peterson
03/09	Texas State	Gordon	Smith	Conforto	Davis	Hayes	Barnes	Keyes	Rodriguez	Peterson
03/10	Texas State	Smith	Barnes	Conforto	Davis	Hayes	Clark	Casper	Rodriguez	Peterson
03/12	San Francisco	Matthews	Smith	Conforto	Davis	Barnes	Wetzler	Rodriguez	Casper	Peterson
03/13	San Francisco	Barnes	Peterson	Conforto	Davis	Hayes	Clark	Keyes	Rodriguez	Esposito
03/15	at Arizona	Gordon	Smith	Conforto	Davis	Hayes	Keyez	Rodriguez	Jansen	Peterson
03/16	at Arizona	Gordon	Smith	Conforto	Davis	Hayes	Keyez	Rodriguez	Jansen	Peterson
03/17	at Arizona	Peterson	Smith	Conforto	Davis	Hayes	Barnes	Casper	Matthews	Esposito
03/22	Arizona State	Gordon	Barnes	Conforto	Davis	Hayes	Keyes	Rodriguez	Casper	Peterson
03/23	Arizona State	Peterson	Barnes	Conforto	Davis	Hayes	Wetzler	Rodriguez	Casper	Keyes
03/24	Arizona State	Barnes	Peterson	Conforto	Davis	Hayes	Casper	Rodriguez	Keyes	Matthews
03/28	at San Diego	Jansen	Peterson	Conforto	Davis	Hayes	Keyes	Rodriguez	Casper	Gordon
03/29	at San Diego	Hendrix	Barnes	Conforto	Davis	Hayes	Keyes	Rodriguez	Esposito	Peterson
03/30	at San Diego	Barnes	Peterson	Conforto	Davis	Hayes	Keyes	Rodriguez	Fry	Esposito
04/02	Portland	Gordon	Barnes	Conforto	Davis	Hayes	Keyes	Rodriguez	Casper	Peterson
04/05	at UCLA	Barnes	Peterson	Conforto	Davis	Hayes	Rodriguez	Keyes	Casper	Hendrix
04/06	at UCLA	Barnes	Jansen	Conforto	Davis	Hayes	Keyes	Rodriguez	Esposito	Peterson
04/07	at UCLA	Barnes	Peterson	Conforto	Davis	Rodriguez	Keyes	Casper	Esposito	Matthews
04/09	Oregon	Barnes	Peterson	Conforto	Davis	Hayes	Rodriguez	Keyes	Casper	Jansen
04/12	Utah	Barnes	Smith	Conforto	Davis	Hayes	Keyes	Rodriguez	Jansen	Peterson
04/13	Utah	Smith	Peterson	Conforto	Davis	Barnes	Keyes	Day	Esposito	Matthews
04/14	Utah	Smith	Peterson	Conforto	Davis	Barnes	Day	Casper	Keyes	Esposito
04/17	at Portland	Jansen	Smith	Conforto	Day	Barnes	Keyes	Rodriguez	Hayes	Peterson
04/20	at Washington (1)	Smith	Peterson	Conforto	Davis	Barnes	Day	Hayes	Rodriguez	Keyes
04/20	at Washington (2)	Smith	Peterson	Conforto	Davis	Barnes	Keyes	Rodriguez	Hayes	Gordon
04/21	at Washington	Gordon	Smith	Conforto	Davis	Hayes	Barnes	Keyes	Rodriguez	Peterson
04/22	at Seattle	Smith	Peterson	Conforto	Davis	Barnes	Hayes	Day	Rodriguez	Esposito
04/26	USC	Smith	Peterson	Conforto	Davis	Barnes	Hayes	Rodriguez	Keyes	Gordon
04/27	USC	Smith	Peterson	Conforto	Davis	Barnes	Hayes	Rodriguez	Keyes	Gordon
04/28	USC	Smith	Peterson	Conforto	Davis	Barnes	Day	Rodriguez	Keyes	Gordon
05/03	California	Smith	Peterson	Conforto	Davis	Barnes	Keyes	Hayes	Rodriguez	Gordon
05/04	California	Smith	Peterson	Conforto	Davis	Hayes	Barnes	Keyes	Rodriguez	Gordon
05/05	California	Smith	Peterson	Conforto	Davis	Keyes	Barnes	Hayes	Rodriguez	Gordon
05/08	vs. Portland	Smith	Peterson	Conforto	Davis	Hayes	Rodriguez	Keyes	Barnes	Gordon
05/10	at Stanford	Smith	Peterson	Conforto	Davis	Barnes	Hayes	Rodriguez	Keyes	Gordon
05/11	at Stanford	Smith	Peterson	Conforto	Davis	Barnes	Rodriguez	Hayes	Keyes	Gordon
05/12	at Stanford	Smith	Peterson	Conforto	Davis	Hayes	Keyes	Jansen	Esposito	Gordon
05/17	at Oregon	Smith	Peterson	Conforto	Davis	Barnes	Hayes	Rodriguez	Keyes	Gordon
05/18	at Oregon	Smith	Peterson	Conforto	Davis	Hayes	Barnes	Keyes	Rodriguez	Gordon
05/19	at Oregon	Smith	Peterson	Conforto	Davis	Hayes	Keyes	Barnes	Rodriguez	Gordon
05/24	Washington State	Smith	Peterson	Conforto	Davis	Hayes	Keyes	Barnes	Rodriguez	Gordon
05/25	Washington State	Smith	Peterson	Conforto	Davis	Barnes	Hayes	Keyes	Rodriguez	Gordon
05/26	Washington State	Smith	Peterson	Conforto	Davis	Hayes	Barnes	Keyes	Rodriguez	Gordon
05/31	UTSA	Smith	Peterson	Conforto	Davis	Barnes	Hayes	Keyes	Rodriguez	Gordon
06/01	UC Santa Barbara	Smith	Peterson	Conforto	Davis	Barnes	Hayes	Keyes	Rodriguez	Gordon
06/02	Texas A&M	Smith	Peterson	Conforto	Davis	Hayes	Barnes	Keyes	Rodriguez	Gordon
06/08	Kansas State	Smith	Peterson	Conforto	Davis	Barnes	Hayes	Keyes	Rodriguez	Gordon
06/09	Kansas State	Smith	Peterson	Conforto	Davis	Hayes	Barnes	Keyes	Rodriguez	Gordon
06/10	Kansas State	Smith	Peterson	Conforto	Davis	Hayes	Barnes	Keyes	Rodriguez	Gordon

## Oregon State Starting Lineups By Position

Date	Opponent	P	C	1B	2B	3B	SS	LF	CF	RF	DH
02/15	vs. Utah Valley	Child	Rodriguez	Hayes	Peterson	Casper	Smith	Conforto	Gordon	Matthews	Keyes
02/16	vs. Gonzaga	Boyd	Rodriguez	Hayes	Peterson	Casper	Smith	Conforto	Jansen	Gordon	Clark
02/17	vs. UC Riverside	Moore	Esposito	Casper	Peterson	Rodriguez	Smith	Conforto	Matthews	Davis	Clark
02/17	vs. UC Riverside	Davis	Rodriguez	Casper	Peterson	Keyes	Smith	Conforto	Jansen	Gordon	
02/21	at San Diego State	Child	Rodriguez	Hayes	Peterson	Keyes	Smith	Conforto	Gordon	Davis	Clark
02/22	at San Diego State	Boyd	Rodriguez	Hayes	Peterson	Keyes	Smith	Conforto	Jansen	Gordon	Davis
02/23	at San Diego State	Moore	Rodriguez	Hayes	Peterson	Casper	Smith	Conforto	Matthews	Davis	Boyd
02/24	at San Diego State	Bauer	Esposito	Hayes	Peterson	Keyes	Smith	Conforto	Gordon	Davis	Conforto
03/01	Bryant	Boyd	Rodriguez	Casper	Peterson	Keyes	Smith	Conforto	Gordon	Davis	Hayes
03/02	Bryant	Child	Rodriguez	Casper	Peterson	Keyes	Smith	Conforto	Jansen	Davis	Hayes
03/02	Bryant	Moore	Esposito	Hayes	Peterson	Casper	Smith	Conforto	Matthews	Davis	Clark
03/03	Bryant	Wetzler	Rodriguez	Hayes	Peterson	Keyes	Smith	Conforto	Jansen	Davis	Clark
03/08	Texas State	Boyd	Rodriguez	Barnes	Peterson	Keyes	Smith	Conforto	Gordon	Davis	Hayes
03/09	Texas State	Moore	Rodriguez	Barnes	Peterson	Keyes	Smith	Conforto	Gordon	Davis	Hayes
03/10	Texas State	Wetzler	Rodriguez	Hayes	Peterson	Casper	Smith	Conforto	Davis	Barnes	Clark
03/12	San Francisco	Child	Rodriguez	Barnes	Peterson	Casper	Smith	Conforto	Matthews	Davis	Wetzler
03/13	San Francisco	Starr	Esposito	Hayes	Rodriguez	Keyes	Peterson	Conforto	Davis	Barnes	Clark
03/15	at Arizona	Boyd	Rodriguez	Hayes	Peterson	Keyes	Smith	Conforto	Jansen	Gordon	Davis
03/16	at Arizona	Moore	Rodriguez	Hayes	Peterson	Keyes	Smith	Conforto	Jansen	Gordon	Davis
03/17	at Arizona	Wetzler	Esposito	Hayes	Peterson	Casper	Smith	Conforto	Matthews	Barnes	Davis
03/22	Arizona State	Boyd	Rodriguez	Hayes	Keyes	Casper	Peterson	Conforto	Gordon	Barnes	Davis
03/23	Arizona State	Moore	Rodriguez	Hayes	Keyes	Casper	Peterson	Conforto	Davis	Barnes	Wetzler
03/24	Arizona State	Wetzler	Rodriguez	Hayes	Keyes	Casper	Peterson	Conforto	Matthews	Davis	Barnes
03/28	at San Diego	Child	Rodriguez	Hayes	Keyes	Casper	Peterson	Conforto	Jansen	Gordon	Davis
03/29	at San Diego	Boyd	Esposito	Hayes	Rodriguez	Keyes	Peterson	Conforto	Hendrix	Davis	Barnes
03/30	at San Diego	Wetzler	Esposito	Hayes	Rodriguez	Keyes	Peterson	Conforto	Davis	Barnes	Fry
04/02	Portland	Child	Rodriguez	Hayes	Keyes	Casper	Peterson	Conforto	Gordon	Davis	Barnes
04/05	at UCLA	Boyd	Rodriguez	Hayes	Keyes	Casper	Peterson	Conforto	Hendrix	Davis	Barnes
04/06	at UCLA	Moore	Esposito	Hayes	Rodriguez	Keyes	Peterson	Conforto	Jansen	Davis	Barnes
04/07	at UCLA	Wetzler	Esposito	Casper	Rodriguez	Keyes	Peterson	Conforto	Matthews	Davis	Barnes
04/09	Oregon	Starr	Rodriguez	Hayes	Keyes	Casper	Peterson	Conforto	Jansen	Davis	Barnes
04/12	Utah	Boyd	Rodriguez	Hayes	Peterson	Keyes	Smith	Conforto	Jansen	Davis	Barnes
04/13	Utah	Moore	Esposito	Barnes	Peterson	Keyes	Smith	Conforto	Matthews	Davis	Day
04/14	Utah	Wetzler	Esposito	Casper	Peterson	Keyes	Smith	Conforto	Davis	Barnes	Day
04/17	at Portland	Child	Rodriguez	Hayes	Peterson	Keyes	Smith	Conforto	Jansen	Barnes	Day
04/20	at Washington (1)	Boyd	Rodriguez	Hayes	Peterson	Keyes	Smith	Conforto	Davis	Barnes	Day
04/20	at Washington (2)	Moore	Rodriguez	Hayes	Peterson	Keyes	Smith	Conforto	Gordon	Barnes	Davis
04/21	at Washington	Wetzler	Rodriguez	Hayes	Peterson	Keyes	Smith	Conforto	Gordon	Davis	Barnes
04/22	at Seattle	Child	Esposito	Hayes	Peterson	Rodriguez	Smith	Conforto	Davis	Barnes	Day
04/26	USC	Boyd	Rodriguez	Hayes	Peterson	Keyes	Smith	Conforto	Gordon	Davis	Barnes
04/27	USC	Moore	Rodriguez	Hayes	Peterson	Keyes	Smith	Conforto	Gordon	Davis	Barnes
04/28	USC	Wetzler	Rodriguez	Barnes	Peterson	Keyes	Smith	Conforto	Gordon	Davis	Day
05/03	California	Boyd	Rodriguez	Hayes	Peterson	Keyes	Smith	Conforto	Gordon	Davis	Barnes
05/04	California	Moore	Rodriguez	Hayes	Peterson	Keyes	Smith	Conforto	Gordon	Davis	Barnes
05/05	California	Wetzler	Rodriguez	Hayes	Peterson	Keyes	Smith	Conforto	Gordon	Davis	Barnes
05/08	vs. Portland	Child	Rodriguez	Hayes	Peterson	Keyes	Smith	Conforto	Gordon	Davis	Barnes
05/10	at Stanford	Boyd	Rodriguez	Hayes	Peterson	Keyes	Smith	Conforto	Gordon	Davis	Barnes
05/11	at Stanford	Moore	Rodriguez	Hayes	Peterson	Keyes	Smith	Conforto	Gordon	Davis	Barnes
05/12	at Stanford	Wetzler	Esposito	Hayes	Peterson	Keyes	Smith	Conforto	Gordon	Davis	Jansen
05/17	at Oregon	Boyd	Rodriguez	Hayes	Peterson	Keyes	Smith	Conforto	Gordon	Davis	Barnes
05/18	at Oregon	Moore	Rodriguez	Hayes	Peterson	Keyes	Smith	Conforto	Gordon	Davis	Barnes
05/19	at Oregon	Wetzler	Rodriguez	Hayes	Peterson	Keyes	Smith	Conforto	Gordon	Davis	Barnes
05/24	Washington State	Boyd	Rodriguez	Hayes	Peterson	Keyes	Smith	Conforto	Gordon	Davis	Barnes
05/25	Washington State	Moore	Rodriguez	Hayes	Peterson	Keyes	Smith	Conforto	Gordon	Davis	Barnes
05/26	Washington State	Wetzler	Rodriguez	Hayes	Peterson	Keyes	Smith	Conforto	Gordon	Davis	Barnes
05/31	UTSA	Boyd	Rodriguez	Hayes	Peterson	Keyes	Smith	Conforto	Gordon	Davis	Barnes
06/01	UC Santa Barbara	Moore	Rodriguez	Hayes	Peterson	Keyes	Smith	Conforto	Gordon	Davis	Barnes
06/02	Texas A&M	Wetzler	Rodriguez	Hayes	Peterson	Keyes	Smith	Conforto	Gordon	Davis	Barnes
06/08	Kansas State	Boyd	Rodriguez	Hayes	Peterson	Keyes	Smith	Conforto	Gordon	Davis	Barnes
06/09	Kansas State	Moore	Rodriguez	Hayes	Peterson	Keyes	Smith	Conforto	Gordon	Davis	Barnes
06/10	Kansas State	Wetzler	Rodriguez	Hayes	Peterson	Keyes	Smith	Conforto	Gordon	Davis	Barnes

## Team Superlatives

### Offense

Most At Bats	51, vs. Seattle (4/22)
Most Runs Scored	16, vs. Texas State (3/8)
Most Hits	21, vs. Kansas State (6/9)
Most RBI	15, vs. Texas State (3/8)
Most Doubles	5-4x, last vs. Washington (4/21)
Most Triples	1, 10 times
Most Home Runs	3, vs. California (5/5)
Most Walks	11, vs. UC Riverside (2/17)
Most Strikeouts	12, vs. San Diego (3/28)
Most Stolen Bases	5, vs. Bryant (3/2)
Most Hit By Pitch	4-2x, last vs. Stanford (5/12)
Most Runners LOB	13, vs. UC Santa Barbara (6/1)

### Fielding

Most Putouts	42, vs. Seattle (4/22)
Most Assists	19, vs. San Diego State (2/24)
Most Errors	5, vs. San Diego (3/28)
Most DPs Turned	4, vs. San Diego (3/28)

### Pitching

Most Innings Pitched	14.0, vs. Seattle (4/22)
Most Runs Allowed	13, vs. San Diego (3/30)
Most Earned Runs Allowed	10, vs. Washington (4/20)
Most Walks Allowed	9, vs. Arizona State (3/24)
Most Strikeouts	12, vs. California (5/5)
Most Hits Allowed	15, vs. Washington (4/20)

### Miscellaneous

Longest Winning Streak	15 games (2/15-3/10)
Longest Losing Streak	2 games (4/20)
Longest Game, Innings	14.0, vs. Seattle (4/22)
Longest Game, Time (9 Innings)	3:48, vs. Kansas State (6/8)
Longest Game, Time (Extra Innings)	4:25, vs. Seattle (4/22)
Fastest Game, Time	2:03, vs. California (5/4)
Largest Home Attendance	3,602, vs. Kansas State (6/9)
Largest Road Attendance	3,892, vs. Oregon (5/18)
Largest Neutral Attendance	3,294, vs. Portland (5/8)

## Individual Superlatives

### Offense

Most At Bats	6, 10 times
Most Runs Scored	4, Kavin Keyes vs. Kansas State (6/9)
Most Hits	4-6x, last Keyes, Smith vs. Kansas State (6/9)
Most RBI	7, Michael Conforto vs. Bryant (3/3)
Most Doubles	2-7x, last Tyler Smith vs. Portland (5/8)
Most Triples	1, 10 times
Most Home Runs	2, Michael Conforto vs. Bryant (3/3)
Most Walks	5, Jake Rodriguez vs. Bryant (3/3)
Most Strikeouts	3, 6 times
Most Stolen Bases	2, 5 times

### Fielding

Most Putouts	18-2x, last: Danny Hayes vs. Seattle (4/22)
Most Assists	7, Andy Peterson vs. Arizona (3/16)
Most Errors	2, 7 times

### Pitching

Most Innings Pitched	9.0-6x, last: A. Moore vs. WSU (5/25)
Most Runs Allowed	6-2x, last Ben Wetzler vs. WSU (5/26)
Most ER Allowed	6, Ben Wetzler vs. WSU (5/26)
Most Walks Allowed	4, 5 times
Most Strikeouts	12, Matt Boyd vs. California (5/3)
Most Hits Allowed	11, Ben Wetzler vs. California (5/5)

## The Last Time

### Offense

Hit two home runs	3/3/13, Michael Conforto vs. Bryant
Hit three home runs	3/11/01, Andy Jarvis vs. Washington State
Hit grand slam	5/19/13, Michael Conforto vs. Oregon
Hit inside-the-park home run	4/3/10, Michael Miller vs. USC
Leadoff home run	5/5/12, Ryan Barnes vs. Stanford
Walkoff home run	4/7/07, Jordan Lennerton vs. USC
Pinch-hit home run	5/22/10, Andy Quiring vs. Arizona State
Home run in 3 straight games	3/2/13 (DH)-3/3/13, Michael Conforto vs. Bryant
Home run in 2 straight games	6/8/13-6/9/13, Michael Conforto vs. Kansas State
Back-to-back home runs	6/9/13, Michael Conforto, Dylan Davis vs. Kansas State
Back-to-back-to-back home runs	4/11/00, Brian Barden, Curtis Davis, Joe Gerber vs. Portland
Two triples in a game	4/6/10, Adalberto Santos vs. Portland
Three doubles in a game	6/3/06, Cole Gillespie vs. Kansas
Hit for the cycle	5/10/11, Ryan Dunn vs. Portland
Five hits in a game	5/31/09, Koa Kahalehoe vs. Texas A&M
Four hits in a game	5/18/13, Andy Peterson vs. Oregon
Drove in nine runs	3/2/85, Ken Bowen vs. Chico State
Drove in eight runs	3/31/04, Shea McFeely vs. Portland
Drove in seven runs	3/3/13, Michael Conforto vs. Bryant
Drove in six runs	5/19/13, Michael Conforto vs. Oregon
Drove in five runs	5/11/12, Michael Conforto vs. Utah
Scored six runs	3/2/85, Ken Bowen vs. Chico State
Scored five runs	3/5/00, Brian Barden vs. Washington
Scored four runs	5/15/12, Michael Conforto vs. Portland

### Pitching

Threw a no-hitter	4/30/11, Josh Osich vs. UCLA
Threw a one-hitter	3/22/13, Matt Boyd vs. Arizona State
Threw a shutout	5/25/13, Andrew Moore vs. Washington State
Threw a complete game	6/2/13, Ben Wetzler vs. Texas A&M
Threw back-to-back complete games	5/17-18/13, Matt Boyd, Andrew Moore vs. Oregon
Had 14 strikeouts	3/18/11, Sam Gaviglio vs. Long Beach State
Had 13 strikeouts	4/30/11, Josh Osich vs. UCLA
Had 12 strikeouts	5/3/13, Matt Boyd vs. California
Had 11 strikeouts	4/26/13, Matt Boyd vs. USC
Had 10 strikeouts	5/5/13, Ben Wetzler vs. California

### Team

Had 25 or more hits	3/10/08, vs. San Diego State (25)
Had 20 or more hits	6/9/13, vs. Kansas State (21)
Scored 15 or more runs	3/5/11, vs. Hartford (16)
Scored 10 or more runs	6/9/13, vs. Kansas State (12)
Did not strike out	4/26/13, vs. USC

Won 10 straight games	2013 (12)
Won 15 straight games	2013 (15)
Extra-Innings victory	4/22/13, OSU 4, Seattle 3 (14)
Extra-Innings loss	6/8/13, Kansas State 6, OSU 2 (10)
Was shut out	5/17/13, Oregon 3, OSU 0
Was no-hit	3/23/13, Arizona State 4, OSU 0
Threw back-to-back shutouts	2/22, 2/23/13 vs. San Diego State

## All-Time Oregon State No-Hitters

Date	Opponent (score)	Pitcher(s)
4/30/11	at UCLA (2-0)	Josh Osich (9 IP, 13 SO, 1 BB)
1/25/07	at Hawaii-Hilo (5-0)	Mike Stutes (5 IP, 7 SO, 2 BB) Josh Keller (2 IP, 0 SO, 0 BB) Mark Grbavac (1 IP, 2 SO, 0 BB) Jorge Reyes (1 IP, 0 SO, 1 BB)
4/11/67	Portland (11-0)	Cleve Benson, Eric Selberg, Jack Humphrey
4/12/47	Montana (1-0)	Fred Gallagher

### 2013 Home Statistics

Overall: 27-5 • Pac-12: 13-2

#### Offense

Player	AVG	GP	GS	AB	R	H	2B	3B	HR	RBI	TB	SLG%	BB	HBP	SO	GDP	OB%	SF	SH	SB	ATT	PO	A	E	FLD%
50 Day, Beau	.500	10	3	14	3	7	1	0	0	5	8	.571	3	0	4	0	.588	0	0	0	0	0	1	0	1.000
10 Davis, Dylan	.357	32	32	126	27	45	12	0	4	34	69	.548	11	1	13	1	.407	2	0	8	10	58	3	2	.968
1 Smith, Tyler	.345	27	26	110	23	38	4	1	2	17	50	.455	12	2	13	3	.419	0	2	5	7	36	73	6	.948
8 Conforto, Michael	.322	32	32	118	25	38	6	0	7	24	65	.551	15	10	25	2	.438	1	0	1	3	48	5	1	.981
3 Keyes, Kevin	.317	32	29	104	17	33	5	0	1	16	41	.394	6	3	18	1	.362	3	3	2	2	32	58	7	.928
14 Peterson, Andy	.313	32	32	115	26	36	2	0	0	10	38	.330	10	5	17	2	.389	1	10	11	12	62	93	5	.969
13 Rodriguez, Jake	.311	29	29	90	16	28	5	0	2	13	39	.433	18	3	13	3	.430	3	2	1	3	195	39	1	.996
33 Barnes, Ryan	.290	29	28	107	12	31	5	0	1	18	39	.364	9	0	10	1	.342	1	6	1	2	54	3	0	1.000
4 Gordon, Max	.237	24	20	59	8	14	0	0	0	3	14	.237	9	4	8	0	.375	0	7	2	2	42	0	1	.977
9 Hayes, Danny	.232	31	28	99	15	23	6	0	4	21	41	.414	16	2	14	1	.345	2	0	0	0	227	16	0	1.000
16 Clark, Gabe	.176	9	4	17	1	3	1	1	0	2	6	.353	2	1	2	0	.300	0	0	0	0	2	0	0	1.000
40 Hendrix, Jeff	.167	16	0	6	1	1	0	0	0	0	1	.167	0	1	3	0	.286	0	0	3	3	5	0	0	1.000
17 Jansen, Joey	.154	13	4	13	0	2	0	0	0	0	2	.154	1	0	4	0	.214	0	1	1	2	8	0	0	1.000
35 Matthews, Joey	.154	11	4	13	2	2	1	0	0	2	3	.231	0	2	2	2	.267	0	1	0	1	5	0	0	1.000
15 Casper, Jerad	.108	15	11	37	2	4	1	0	0	5	5	.135	3	0	9	0	.171	1	0	0	0	40	18	0	1.000
6 Esposito, Nate	.083	8	4	12	2	1	0	0	0	1	1	.083	3	1	2	0	.313	0	0	0	0	40	2	1	.977
20 Yanzick, Zane	.000	3	0	4	0	0	0	0	0	0	0	.000	1	0	1	0	.200	0	0	0	0	1	0	0	1.000
30 Howell, Ryan	.000	2	0	3	0	0	0	0	0	0	0	.000	1	0	2	0	.250	0	0	0	0	0	0	0	.000
12 Rulli, Nick	.000	4	0	2	1	0	0	0	0	0	0	.000	0	0	1	0	.000	0	0	0	1	0	0	0	.000
7 Martinez, Paul	.000	2	0	1	0	0	0	0	0	0	0	.000	1	0	0	0	.500	0	0	0	0	0	1	0	1.000
28 Wetzler, Ben	.000	2	2	0	0	0	0	0	0	0	0	.000	0	0	0	0	.000	0	0	0	0	3	8	2	.846
<b>Totals</b>	<b>.291</b>	<b>32</b>	<b>32</b>	<b>1050</b>	<b>181</b>	<b>306</b>	<b>49</b>	<b>2</b>	<b>21</b>	<b>171</b>	<b>422</b>	<b>.402</b>	<b>121</b>	<b>35</b>	<b>161</b>	<b>16</b>	<b>.379</b>	<b>14</b>	<b>32</b>	<b>35</b>	<b>48</b>	<b>876</b>	<b>362</b>	<b>29</b>	<b>.977</b>
<b>Opponents</b>	<b>.213</b>	<b>32</b>	<b>32</b>	<b>1031</b>	<b>93</b>	<b>220</b>	<b>43</b>	<b>3</b>	<b>8</b>	<b>81</b>	<b>293</b>	<b>.284</b>	<b>83</b>	<b>28</b>	<b>247</b>	<b>24</b>	<b>.288</b>	<b>8</b>	<b>28</b>	<b>14</b>	<b>28</b>	<b>811</b>	<b>348</b>	<b>32</b>	<b>.973</b>

LOB - Team (260), Opp (209). DPs turned - Team (29), Opp (20). IBB - Team (6), Conforto, M. 3, Day, B. 1, Hayes, D. 1, Barnes, R. 1, Opp (5). Picked off - Rodriguez, J 1.

#### Pitching

Player	ERA	W	L	APP	GS	CG	SHO	CBO	SV	IP	H	R	ER	BB	SO	2B	3B	HR	AB	B/Avg	WP	HBP	BK	SFA	SHA
18 Jackson, B.	0.57	2	1	8	0	0	0	1	1	15.2	12	4	1	1	14	3	0	0	57	.211	2	0	0	0	1
36 Bryant, Tony	1.10	0	0	11	0	0	0	1	1	16.1	9	4	2	5	12	0	0	0	57	.158	0	2	0	0	1
23 Moore, Andrew	1.46	8	1	9	9	2	2	1	0	67.2	42	15	11	15	44	8	0	2	227	.185	6	5	0	4	6
31 Boyd, Matt	1.58	5	0	10	9	2	2	0	1	68.1	40	12	12	16	73	7	0	3	230	.174	2	7	0	0	7
19 Engelbrekt, Max	1.80	4	1	13	0	0	0	0	4	15.0	12	4	3	7	10	4	1	0	56	.214	1	0	0	0	1
22 Broucker, Cole	2.08	1	0	6	0	0	0	0	0	4.1	5	1	1	0	7	1	0	0	18	.278	3	1	0	1	0
24 Schultz, Scott	2.70	1	0	11	0	0	0	0	3	16.2	15	9	5	6	16	2	0	1	61	.246	0	0	0	0	4
28 Wetzler, Ben	2.87	5	0	9	9	1	0	1	0	53.1	51	19	17	18	49	11	2	2	195	.262	1	2	0	1	5
25 Panton, Tyler	3.86	0	0	5	0	0	0	1	0	7.0	5	3	3	2	4	1	0	0	24	.208	0	2	0	0	0
41 Child, Dan	4.38	1	1	5	3	0	0	0	0	12.1	11	8	6	7	7	4	0	0	47	.234	2	4	0	0	0
26 Starr, Taylor	5.79	0	0	5	2	0	0	0	0	9.1	12	8	6	4	6	0	0	0	35	.343	6	4	0	1	3
44 Reser, Zack	7.71	0	0	4	0	0	0	1	0	2.1	2	2	2	0	4	0	0	0	9	.222	0	1	0	0	0
11 Fry, Jace	9.82	0	1	4	0	0	0	0	0	3.2	4	4	4	2	1	2	0	0	15	.267	0	0	0	1	0
<b>Totals</b>	<b>2.25</b>	<b>27</b>	<b>5</b>	<b>32</b>	<b>32</b>	<b>5</b>	<b>6</b>	<b>2</b>	<b>10</b>	<b>292.0</b>	<b>220</b>	<b>93</b>	<b>73</b>	<b>83</b>	<b>247</b>	<b>43</b>	<b>3</b>	<b>8</b>	<b>1031</b>	<b>.213</b>	<b>23</b>	<b>28</b>	<b>0</b>	<b>8</b>	<b>28</b>
<b>Opponents</b>	<b>5.56</b>	<b>5</b>	<b>27</b>	<b>32</b>	<b>32</b>	<b>1</b>	<b>1</b>	<b>0</b>	<b>2</b>	<b>270.1</b>	<b>306</b>	<b>181</b>	<b>167</b>	<b>121</b>	<b>161</b>	<b>49</b>	<b>2</b>	<b>21</b>	<b>1050</b>	<b>.291</b>	<b>8</b>	<b>35</b>	<b>3</b>	<b>14</b>	<b>32</b>

PB - Team (8), Rodriguez, J 7, Esposito, N. 1, Opp (6). Pickoffs - Team (3), Moore, A. 2, Boyd, M. 1, Opp (1). SBA/ATT - Rodriguez, J (9-21), Wetzler, B. (4-8), Boyd, M. (1-7), Esposito, N. (5-5), Starr, T. (2-3), Moore, A. (1-3), Schultz, S. (1-2), Jackson, B. (2-2), Bryant, T. (1-1), Child, D. (1-1), Engelbrekt (1-1).

### 2013 Road Statistics

Overall: 18-6 • Pac-12: 11-4

#### Offense

Player	AVG	GP	GS	AB	R	H	2B	3B	HR	RBI	TB	SLG%	BB	HBP	SO	GDP	OB%	SF	SH	SB	ATT	PO	A	E	FLD%
17 Jansen, Joey	.364	14	7	22	2	8	2	0	0	5	10	.455	5	1	4	0	.500	0	1	0	1	17	0	0	1.000
14 Peterson, Andy	.337	24	24	95	15	32	2	0	0	15	34	.358	5	1	17	3	.369	2	8	2	5	54	75	6	.956
10 Davis, Dylan	.337	23	23	104	15	35	10	2	1	21	52	.500	4	0	18	0	.355	2	0	1	2	42	1	0	1.000
33 Barnes, Ryan	.333	19	16	63	14	21	3	1	1	6	29	.460	8	1	6	1	.405	2	4	1	3	9	1	0	1.000
30 Howell, Ryan	.333	2	0	3	0	1	0	0	0	1	1	.333	0	0	1	0	.333	0	0	0	0	0	0	0	.000
9 Hayes, Danny	.326	24	23	95	20	31	7	0	2	16	44	.463	14	1	11	3	.418	0	0	0	0	205	14	3	.986
3 Keyes, Kavin	.313	23	21	80	15	25	7	1	1	15	37	.463	9	3	15	3	.394	2	2	1	1	15	45	9	.870
8 Conforto, Michael	.302	24	24	96	17	29	3	1	4	17	46	.479	16	4	14	3	.419	1	0	2	3	43	2	3	.938
40 Hendrix, Jeff	.294	11	3	17	3	5	0	0	0	3	5	.294	1	0	7	0	.333	0	0	1	1	12	0	0	1.000
4 Gordon, Max	.273	19	14	44	10	12	1	0	0	2	13	.295	6	4	6	1	.407	0	3	1	2	30	0	0	1.000
15 Casper, Jerad	.267	10	5	15	3	4	2	0	0	2	6	.400	4	0	5	0	.421	0	0	0	0	13	1	3	.824
1 Smith, Tyler	.237	20	18	76	14	18	3	1	0	6	23	.303	7	4	17	1	.333	0	4	2	2	32	56	4	.957
13 Rodriguez, Jake	.178	23	21	73	4	13	3	0	0	14	16	.219	12	2	21	4	.293	5	2	1	1	115	26	1	.993
50 Day, Beau	.176	8	3	17	0	3	0	1	0	0	5	.294	2	0	5	0	.263	0	0	0	0	0	0	0	.000
16 Clark, Gabe	.167	4	1	6	0	1	0	0	0	0	1	.167	1	0	5	0	.286	0	0	0	0	0	0	0	.000
6 Esposito, Nate	.143	11	8	21	1	3	0	0	0	1	3	.143	2	2	3	0	.280	0	0	0	0	32	7	0	1.000
35 Matthews, Joey	.143	6	3	14	2	2	0	0	0	0	2	.143	0	0	2	3	.143	0	0	0	0	12	0	0	1.000
20 Yanzick, Zane	.000	4	0	1	1	0	0	0	0	0	0	.000	1	0	1	0	.500	0	0	0	0	0	0	0	.000
12 Rulli, Nick	.000	4	0	1	1	0	0	0	0	0	0	.000	0	0	0	0	.000	0	0	1	1	0	0	0	.000
11 Fry, Jace	.000	1	1	0	0	0	0	0	0	0	0	.000	0	0	0	0	.000	0	0	0	0	0	0	0	.000
24 Schultz, Scott	.000	1	0	0	0	0	0	0	0	0	0	.000	0	0	0	0	.000	0	0	0	0	1	0	0	1.000
31 Boyd, Matt	.000	1	1	0	0	0	0	0	0	0	0	.000	0	0	0	0	.000	0	0	0	0	3	9	0	1.000
<b>Totals</b>	<b>.288</b>	<b>24</b>	<b>24</b>	<b>843</b>	<b>137</b>	<b>243</b>	<b>43</b>	<b>7</b>	<b>9</b>	<b>124</b>	<b>327</b>	<b>.388</b>	<b>97</b>	<b>23</b>	<b>158</b>	<b>22</b>	<b>.372</b>	<b>14</b>	<b>24</b>	<b>13</b>	<b>22</b>	<b>645</b>	<b>258</b>	<b>33</b>	<b>.965</b>
<b>Opponents</b>	<b>.219</b>	<b>24</b>	<b>24</b>	<b>773</b>	<b>76</b>	<b>169</b>	<b>23</b>	<b>6</b>	<b>8</b>	<b>68</b>	<b>228</b>	<b>.295</b>	<b>64</b>	<b>19</b>	<b>143</b>	<b>17</b>	<b>.293</b>	<b>5</b>	<b>21</b>	<b>8</b>	<b>21</b>	<b>663</b>	<b>260</b>	<b>25</b>	<b>.974</b>

LOB - Team (201), Opp (161). DPs turned - Team (24), Opp (24). TPs turned - Team (0), Opp (1). IBB - Team (7), Conforto, M. 3, Rodriguez, J 2, Smith, T. 1, Davis, D. 1, Opp (3). Picked off - Hayes, D. 1.

#### Pitching

Player	ERA	W	L	APP	GS	CG	SHO	CBO	SV	IP	H	R	ER	BB	SO	2B	3B	HR	AB	B/Avg	WP	HBP	BK	SFA	SHA
11 Fry, Jace	0.00	0	0	1	0	0	0	0	0	0.2	0	0	0	0	1	0	0	0	2	.000	0	0	0	0	0
28 Wetzler, Ben	0.99	4	1	6	6	1	1	0	0	36.1	24	12	4	12	28	4	0	1	129	.186	2	3	0	1	1
23 Moore, Andrew	1.17	5	0	7	6	1	1	2	1	46.0	32	7	6	8	20	5	1	1	157	.204	0	3	0	1	6
19 Engelbrekt, Max	1.23	0	0	7	0	0	0	1	0	7.1	8	1	1	3	6	1	0	0	27	.296	0	0	0	0	2
26 Starr, Taylor	1.35	0	1	5	0	0	0	0	0	6.2	7	3	1	1	4	0	1	0	25	.280	1	0	0	0	0
24 Schultz, Scott	1.86	1	1	11	0	0	0	2	6	19.1	10	6	4	1	14	2	0	0	71	.141	1	4	0	0	0
41 Child, Dan	2.25	2	0	5	4	0	0	0	0	20.0	18	9	5	6	17	0	2	1	74	.243	1	2	0	0	2
31 Boyd, Matt	2.85	4	3	7	7	1	0	1	0	47.1	40	18	15	13	33	9	0	2	177	.226	0	2	0	0	6
36 Bryant, Tony	3.72	0	0	8	0	0	0	1	0	9.2	5	5	4	6	11	1	0	0	32	.156	2	1	0	0	2
22 Brockner, Cole	4.50	0	0	7	0	0	0	0	0	6.0	7	4	3	1	3	0	1	0	22	.318	0	0	0	0	2
18 Jackson, B.	4.91	2	0	9	0	0	0	0	0	11.0	13	6	6	6	3	1	0	3	40	.325	0	3	0	0	1
25 Painton, Tyler	5.40	0	0	4	0	0	0	0	0	1.2	1	2	1	2	1	0	0	0	6	.167	0	1	0	0	0
29 Bauer, Clay	5.40	0	0	1	1	0	0	0	0	1.2	1	1	1	2	1	0	0	0	6	.167	1	0	0	0	0
10 Davis, Dylan	9.00	0	0	1	0	0	0	0	0	1.0	2	1	1	1	1	0	1	0	4	.500	0	0	0	0	0
38 Reser, Zack	27.00	0	0	2	0	0	0	0	0	0.1	1	1	1	2	0	0	0	0	1	1.000	1	0	0	0	1
<b>Totals</b>	<b>2.22</b>	<b>18</b>	<b>6</b>	<b>24</b>	<b>24</b>	<b>3</b>	<b>5</b>	<b>3</b>	<b>7</b>	<b>215.0</b>	<b>169</b>	<b>76</b>	<b>53</b>	<b>64</b>	<b>143</b>	<b>23</b>	<b>6</b>	<b>8</b>	<b>773</b>	<b>.219</b>	<b>9</b>	<b>19</b>	<b>0</b>	<b>5</b>	<b>21</b>
<b>Opponents</b>	<b>4.68</b>	<b>6</b>	<b>18</b>	<b>24</b>	<b>24</b>	<b>0</b>	<b>1</b>	<b>1</b>	<b>3</b>	<b>221.0</b>	<b>243</b>	<b>137</b>	<b>115</b>	<b>97</b>	<b>158</b>	<b>43</b>	<b>7</b>	<b>9</b>	<b>843</b>	<b>.288</b>	<b>32</b>	<b>23</b>	<b>2</b>	<b>14</b>	<b>24</b>

PB - Team (8), Rodriguez, J 6, Esposito, N. 2, Opp (4). Pickoffs - Team (1), Jackson, B. 1, Opp (1). SBA/ATT - Rodriguez, J. (5-14), Esposito, N. (3-6), Moore, A. (3-5), Child, D. (0-4), Wetzler, B. (2-4), Boyd, M. (1-4), Starr, T. (1-1), Schultz, S. (0-1), Painton, T. (1-1), Engelbrekt (0-1).



### 2013 Neutral Statistics

Overall: 5-0

#### Offense

Player	AVG	GP	GS	AB	R	H	2B	3B	HR	RBI	TB	SLG%	BB	HBP	SO	GDP	OB%	SF	SH	SB	ATT	PO	A	E	FLD%
13 Rodriguez, Jake	.529	5	5	17	4	9	2	0	0	7	11	.647	3	0	0	1	.571	1	0	0	0	28	7	0	1.000
8 Conforto, Michael	.412	5	5	17	4	7	1	0	0	4	8	.471	8	0	4	0	.600	0	0	3	4	11	0	0	1.000
1 Smith, Tyler	.400	5	5	20	9	8	2	0	0	4	10	.500	5	0	4	0	.520	0	0	2	2	13	18	1	.969
14 Peterson, Andy	.381	5	5	21	4	8	1	0	0	2	9	.429	1	0	3	0	.409	0	0	0	1	11	12	1	.958
35 Matthews, Joey	.375	4	2	8	2	3	2	0	0	4	5	.625	1	0	3	0	.444	0	0	0	0	7	0	0	1.000
3 Keyes, Kavin	.364	5	3	11	1	4	0	0	0	2	4	.364	3	1	0	0	.533	0	0	0	0	6	2	0	1.000
17 Jansen, Joey	.286	3	2	7	1	2	0	0	0	1	2	.286	0	0	2	0	.286	0	0	0	0	5	0	0	1.000
10 Davis, Dylan	.250	4	3	12	2	3	0	1	0	3	5	.417	2	0	1	0	.357	0	1	0	0	2	0	0	1.000
6 Esposito, Nate	.250	1	1	4	1	1	0	0	0	1	1	.250	0	0	0	0	.250	0	0	0	0	6	1	0	1.000
15 Casper, Jerad	.214	4	4	14	4	3	1	0	0	4	4	.286	4	0	4	0	.389	0	0	0	0	12	6	4	.818
16 Clark, Gabe	.125	2	2	8	2	1	0	0	0	2	1	.125	1	0	4	0	.222	0	0	0	0	0	0	0	.000
4 Gordon, Max	.083	4	4	12	1	1	0	0	0	0	1	.083	3	0	2	0	.267	0	0	0	0	7	0	0	1.000
9 Hayes, Danny	.000	4	3	7	1	0	0	0	0	2	0	.000	4	0	2	0	.308	2	1	2	2	20	3	0	1.000
33 Barnes, Ryan	.000	1	1	4	0	0	0	0	0	0	0	.000	0	0	0	0	.000	0	0	0	0	0	0	0	.000
40 Hendrix, Jeff	.000	3	0	1	0	0	0	0	0	0	0	.000	0	0	0	0	.000	0	0	0	0	1	0	0	1.000
50 Day, Beau	.000	3	0	1	0	0	0	0	0	0	0	.000	1	0	0	1	.500	0	0	0	0	0	0	0	.000
12 Rulli, Nick	.000	3	0	1	0	0	0	0	0	0	0	.000	0	0	1	0	.000	0	0	0	0	1	0	0	1.000
7 Martinez, Paul	.000	1	0	0	0	0	0	0	0	0	0	.000	0	0	0	0	.000	0	0	0	0	0	1	0	1.000
20 Yanzick, Zane	.000	2	0	0	1	0	0	0	0	0	0	.000	0	0	0	0	.000	0	0	0	0	0	0	0	.000
30 Howell, Ryan	.000	1	0	0	0	0	0	0	0	0	0	.000	0	0	0	0	.000	0	0	0	0	0	0	0	.000
<b>Totals</b>	<b>.303</b>	<b>5</b>	<b>5</b>	<b>165</b>	<b>37</b>	<b>50</b>	<b>9</b>	<b>1</b>	<b>0</b>	<b>36</b>	<b>61</b>	<b>.370</b>	<b>36</b>	<b>1</b>	<b>30</b>	<b>2</b>	<b>.424</b>	<b>3</b>	<b>2</b>	<b>7</b>	<b>9</b>	<b>135</b>	<b>53</b>	<b>6</b>	<b>.969</b>
<b>Opponents</b>	<b>.188</b>	<b>5</b>	<b>5</b>	<b>160</b>	<b>14</b>	<b>30</b>	<b>4</b>	<b>0</b>	<b>0</b>	<b>12</b>	<b>34</b>	<b>.213</b>	<b>18</b>	<b>5</b>	<b>35</b>	<b>3</b>	<b>.288</b>	<b>1</b>	<b>3</b>	<b>1</b>	<b>3</b>	<b>124</b>	<b>44</b>	<b>5</b>	<b>.971</b>

LOB - Team (46), Opp (38). DPs turned - Team (3), Opp (2). IBB - Team (2), Casper, J. 1, Davis, D. 1, Opp (2). Picked off - Smith, T. 1.

#### Pitching

Player	ERA	W	L	APP	GS	CG	SHO	CBO	SV	IP	H	R	ER	BB	SO	2B	3B	HR	AB	B/Avg	WP	HBP	BK	SFA	SHA
25 Painton, Tyler	0.00	0	0	2	0	0	0	0	0	6.1	1	0	0	2	5	1	0	0	19	.053	1	1	0	0	0
19 Engelbrekt, Max	0.00	1	0	2	0	0	0	0	1	5.1	1	0	0	0	4	0	0	0	16	.063	0	1	0	0	0
36 Bryant, Tony	0.00	1	0	2	0	0	0	0	0	4.2	1	0	0	3	5	0	0	0	14	.071	0	0	0	1	0
24 Schultz, Scott	0.00	0	0	3	0	0	0	0	1	4.0	2	2	0	1	2	0	0	0	15	.133	1	0	0	0	0
38 Reser, Zack	0.00	0	0	1	0	0	0	0	0	1.2	0	0	0	1	0	0	0	0	4	.000	0	0	0	0	0
23 Moore, Andrew	1.69	1	0	1	1	0	0	0	0	5.1	4	3	1	3	6	1	0	0	19	.211	0	2	0	0	0
31 Boyd, Matt	2.57	1	0	1	1	0	0	0	0	7.0	6	2	2	1	4	0	0	0	27	.222	0	0	0	0	2
18 Jackson, B.	3.86	0	0	2	0	0	0	0	0	2.1	2	1	1	2	4	0	0	0	9	.222	1	0	0	0	0
41 Child, Dan	4.50	1	0	2	2	0	0	0	0	6.0	7	3	3	3	4	0	0	0	24	.292	1	1	0	0	1
22 Broucker, Cole	6.75	0	0	1	0	0	0	0	0	1.1	3	1	1	0	1	1	0	0	7	.429	1	0	0	0	0
10 Davis, Dylan	18.00	0	0	1	1	0	0	0	0	1.0	3	2	2	2	0	1	0	0	6	.500	1	0	0	0	0
<b>Totals</b>	<b>2.00</b>	<b>5</b>	<b>0</b>	<b>5</b>	<b>5</b>	<b>0</b>	<b>0</b>	<b>0</b>	<b>2</b>	<b>45.0</b>	<b>30</b>	<b>14</b>	<b>10</b>	<b>18</b>	<b>35</b>	<b>4</b>	<b>0</b>	<b>0</b>	<b>160</b>	<b>.188</b>	<b>6</b>	<b>5</b>	<b>0</b>	<b>1</b>	<b>3</b>
<b>Opponents</b>	<b>7.62</b>	<b>0</b>	<b>5</b>	<b>5</b>	<b>5</b>	<b>0</b>	<b>0</b>	<b>0</b>	<b>0</b>	<b>41.1</b>	<b>50</b>	<b>37</b>	<b>35</b>	<b>36</b>	<b>30</b>	<b>9</b>	<b>1</b>	<b>0</b>	<b>165</b>	<b>.303</b>	<b>10</b>	<b>1</b>	<b>1</b>	<b>3</b>	<b>2</b>

PB - Team (0), Opp (1). Pickoffs - Team (1), Rodriguez, J 1, Opp (1). SBA/ATT - Esposito, N. (1-2), Moore, A. (1-2), Painton, T. (0-1), Rodriguez, J (0-1).

**2013 February Statistics**  
 Overall: 8-0 • Road: 4-0 • Neutral: 4-0

**Offense**

Player	AVG	GP	GS	AB	R	H	2B	3B	HR	RBI	TB	SLG%	BB	HBP	SO	GDP	OB%	SF	SH	SB	ATT	PO	A	E	FLD%
10 Davis, Dylan	.440	7	6	25	4	11	2	2	0	5	17	.680	1	0	1	0	.462	0	1	0	1	9	0	0	1.000
40 Hendrix, Jeff	.400	4	1	5	1	2	0	0	0	2	2	.400	1	0	2	0	.500	0	0	0	0	0	0	0	.000
9 Hayes, Danny	.353	7	6	17	5	6	1	0	0	4	7	.412	8	0	2	1	.538	1	1	2	2	41	7	0	1.000
30 Howell, Ryan	.333	3	0	3	0	1	0	0	0	1	1	.333	0	0	1	0	.333	0	0	0	0	0	0	0	.000
3 Keyes, Kevin	.318	7	5	22	3	7	2	0	0	4	9	.409	2	1	4	0	.400	0	0	0	0	6	9	0	1.000
14 Peterson, Andy	.310	8	8	29	5	9	1	0	0	4	10	.345	3	0	4	1	.375	0	2	0	2	22	27	1	.980
17 Jansen, Joey	.308	7	3	13	1	4	1	0	0	3	5	.385	1	1	4	0	.400	0	0	0	1	9	0	0	1.000
8 Conforto, Michael	.300	8	8	30	6	9	2	1	0	4	13	.433	7	1	7	0	.436	1	0	2	3	13	1	2	.875
13 Rodriguez, Jake	.292	8	7	24	4	7	1	0	0	6	8	.333	5	0	7	0	.387	2	0	0	0	39	9	0	1.000
1 Smith, Tyler	.290	8	8	31	9	9	1	0	0	6	10	.323	6	1	8	0	.421	0	1	3	3	18	28	2	.958
35 Matthews, Joey	.286	6	3	14	3	4	2	0	0	4	6	.429	1	0	3	2	.333	0	0	0	0	12	0	0	1.000
15 Casper, Jerad	.235	7	5	17	5	4	2	0	0	5	6	.353	6	0	5	0	.435	0	0	0	0	20	7	5	.844
6 Esposito, Nate	.200	3	2	5	1	1	0	0	0	1	1	.200	1	2	0	0	.500	0	0	0	0	8	2	0	1.000
4 Gordon, Max	.176	6	6	17	3	3	0	0	0	1	3	.176	7	0	0	1	.417	0	0	0	0	10	0	0	1.000
16 Clark, Gabe	.167	3	3	12	2	2	0	0	0	2	2	.167	1	0	7	0	.231	0	0	0	0	0	0	0	.000
50 Day, Beau	.000	3	0	1	0	0	0	0	0	0	0	.000	1	0	0	0	.500	0	0	0	0	0	0	0	.000
12 Rulli, Nick	.000	4	0	1	1	0	0	0	0	0	0	.000	0	0	1	0	.000	0	0	1	1	1	0	0	1.000
20 Yanzick, Zane	.000	4	0	0	2	0	0	0	0	0	0	.000	0	0	0	0	.000	0	0	0	0	0	0	0	.000
7 Martinez, Paul	.000	1	0	0	0	0	0	0	0	0	0	.000	0	0	0	0	.000	0	0	0	0	0	1	0	1.000
31 Boyd, Matt	.000	1	1	0	0	0	0	0	0	0	0	.000	0	0	0	0	.000	0	0	0	0	2	1	0	1.000
<b>Totals</b>	<b>.297</b>	<b>8</b>	<b>8</b>	<b>266</b>	<b>55</b>	<b>79</b>	<b>15</b>	<b>3</b>	<b>0</b>	<b>52</b>	<b>100</b>	<b>.376</b>	<b>51</b>	<b>6</b>	<b>56</b>	<b>5</b>	<b>.416</b>	<b>4</b>	<b>5</b>	<b>8</b>	<b>13</b>	<b>216</b>	<b>98</b>	<b>10</b>	<b>.969</b>
<b>Opponents</b>	<b>.179</b>	<b>8</b>	<b>8</b>	<b>251</b>	<b>13</b>	<b>45</b>	<b>5</b>	<b>0</b>	<b>0</b>	<b>12</b>	<b>50</b>	<b>.199</b>	<b>19</b>	<b>7</b>	<b>47</b>	<b>7</b>	<b>.256</b>	<b>0</b>	<b>3</b>	<b>1</b>	<b>5</b>	<b>205</b>	<b>74</b>	<b>10</b>	<b>.965</b>

LOB - Team (72), Opp (51). DPs turned - Team (8), Opp (5). IBB - Team (1), Casper, J. 1, Opp (1).

**Pitching**

Player	ERA	W	L	APP	GS	CG	SHO	CBO	SV	IP	H	R	ER	BB	SO	2B	3B	HR	AB	B/Avg	WP	HBP	BK	SFA	SHA
19 Engelbrekt, Max	0.00	1	0	3	0	0	0	0	1	7.2	1	0	0	0	5	0	0	0	23	.043	0	1	0	0	0
24 Schultz, Scott	0.00	0	0	4	0	0	0	1	2	6.2	3	2	0	1	3	0	0	0	24	.125	1	1	0	0	0
25 Painton, Tyler	0.00	0	0	1	0	0	0	0	0	6.0	1	0	0	2	4	1	0	0	18	.056	1	1	0	0	0
18 Jackson, B.	0.00	1	0	2	0	0	0	0	0	4.2	5	0	0	3	1	0	0	0	16	.313	0	1	0	0	0
36 Bryant, Tony	0.00	0	0	2	0	0	0	1	0	2.0	1	0	0	1	1	0	0	0	8	.125	0	0	0	0	0
38 Reser, Zack	0.00	0	0	1	0	0	0	0	0	1.2	0	0	0	1	0	0	0	4	.000	0	0	0	0	0	
22 Broucker, Cole	0.00	0	0	1	0	0	0	0	0	1.1	0	0	0	0	1	0	0	0	4	.000	0	0	0	0	0
23 Moore, Andrew	0.66	2	0	2	2	0	0	1	0	13.2	6	3	1	3	8	2	0	0	45	.133	0	2	0	0	0
31 Boyd, Matt	1.17	2	0	2	2	0	0	1	0	15.1	11	2	2	2	13	1	0	0	56	.196	0	0	0	0	2
41 Child, Dan	2.61	2	0	2	2	0	0	0	0	10.1	13	3	3	2	10	0	0	0	41	.317	1	1	0	0	1
29 Bauer, Clay	5.40	0	0	1	1	0	0	0	0	1.2	1	1	1	2	1	0	0	0	6	.167	1	0	0	0	0
10 Davis, Dylan	18.00	0	0	1	1	0	0	0	0	1.0	3	2	2	2	0	1	0	0	6	.500	1	0	0	0	0
<b>Totals</b>	<b>1.12</b>	<b>8</b>	<b>0</b>	<b>8</b>	<b>8</b>	<b>0</b>	<b>2</b>	<b>2</b>	<b>3</b>	<b>72.0</b>	<b>45</b>	<b>13</b>	<b>9</b>	<b>19</b>	<b>47</b>	<b>5</b>	<b>0</b>	<b>0</b>	<b>251</b>	<b>.179</b>	<b>5</b>	<b>7</b>	<b>0</b>	<b>0</b>	<b>3</b>
<b>Opponents</b>	<b>6.59</b>	<b>0</b>	<b>8</b>	<b>8</b>	<b>8</b>	<b>0</b>	<b>0</b>	<b>0</b>	<b>0</b>	<b>68.1</b>	<b>79</b>	<b>55</b>	<b>50</b>	<b>51</b>	<b>56</b>	<b>15</b>	<b>3</b>	<b>0</b>	<b>266</b>	<b>.297</b>	<b>13</b>	<b>6</b>	<b>1</b>	<b>4</b>	<b>5</b>

Pickoffs - Team (2), Rodriguez, J 1, Jackson, B. 1. SBA/ATT - Rodriguez, J (0-3), Moore, A. (1-2), Esposito, N. (1-2), Boyd, M. (0-1), Child, D. (0-1), Painton, T. (0-1).

### 2013 March Statistics

Overall: 14-4 • Home: 10-2 • Road: 4-2 • Pac-12: 5-1

#### Offense

Player	AVG	GP	GS	AB	R	H	2B	3B	HR	RBI	TB	SLG%	BB	HBP	SO	GDP	OB%	SF	SH	SB	ATT	PO	A	E	FLD%
40 Hendrix, Jeff	.444	12	1	9	3	4	0	0	0	1	4	.444	0	0	4	0	.444	0	0	3	3	6	0	0	1.000
8 Conforto, Michael	.422	18	18	64	17	27	1	0	6	21	46	.719	10	5	14	0	.525	1	0	2	3	29	2	0	1.000
3 Keyes, Kavin	.333	18	14	51	8	17	4	0	1	11	24	.471	5	1	6	1	.390	2	1	2	2	8	31	5	.886
1 Smith, Tyler	.333	12	11	48	14	16	0	1	1	7	21	.438	3	2	7	2	.396	0	1	3	3	13	30	3	.935
50 Day, Beau	.333	6	0	6	1	2	0	1	0	0	4	.667	2	0	1	0	.500	0	0	0	0	0	1	0	1.000
13 Rodriguez, Jake	.327	17	16	52	6	17	5	0	0	13	22	.423	10	1	7	1	.424	3	1	0	0	102	15	1	.992
10 Davis, Dylan	.316	18	18	76	13	24	6	0	1	16	33	.434	2	0	10	1	.325	2	0	4	4	19	3	1	.957
4 Gordon, Max	.269	13	7	26	7	7	0	0	0	0	7	.269	2	3	7	0	.387	0	1	0	0	13	0	1	.929
14 Peterson, Andy	.267	18	18	60	13	16	3	0	0	6	19	.317	6	3	16	0	.357	1	5	6	6	34	51	6	.934
33 Barnes, Ryan	.244	14	11	45	10	11	2	0	0	3	13	.289	7	0	5	0	.346	0	1	1	1	39	2	0	1.000
9 Hayes, Danny	.242	18	17	62	8	15	2	0	1	11	20	.323	9	1	8	1	.342	1	0	0	0	119	8	0	1.000
17 Jansen, Joey	.231	13	5	13	1	3	0	0	0	1	3	.231	4	0	3	0	.412	0	1	1	1	11	0	0	1.000
16 Clark, Gabe	.167	10	4	18	1	3	1	1	0	2	6	.333	2	1	3	0	.286	0	0	0	0	2	0	0	1.000
6 Esposito, Nate	.133	10	5	15	2	2	0	0	0	1	2	.133	0	1	4	0	.188	0	0	0	0	34	2	1	.973
15 Casper, Jerad	.121	14	10	33	3	4	1	0	0	2	5	.152	4	0	10	0	.216	0	0	0	0	29	17	2	.958
35 Matthews, Joey	.067	11	4	15	1	1	0	0	0	2	1	.067	0	2	2	2	.176	0	1	0	1	10	0	0	1.000
20 Yanzick, Zane	.000	4	0	4	0	0	0	0	0	0	0	.000	1	0	1	0	.200	0	0	0	0	1	0	0	1.000
30 Howell, Ryan	.000	2	0	3	0	0	0	0	0	0	0	.000	1	0	2	0	.250	0	0	0	0	0	0	0	.000
12 Rulli, Nick	.000	4	0	2	1	0	0	0	0	0	0	.000	0	0	1	0	.000	0	0	0	1	0	0	0	.000
7 Martinez, Paul	.000	2	0	1	0	0	0	0	0	0	0	.000	1	0	0	0	.500	0	0	0	0	0	1	0	1.000
28 Wetzler, Ben	.000	2	2	0	0	0	0	0	0	0	0	.000	0	0	0	0	.000	0	0	0	0	2	2	0	1.000
11 Fry, Jace	.000	1	1	0	0	0	0	0	0	0	0	.000	0	0	0	0	.000	0	0	0	0	0	0	0	.000
<b>Totals</b>	<b>.280</b>	<b>18</b>	<b>18</b>	<b>603</b>	<b>109</b>	<b>169</b>	<b>25</b>	<b>3</b>	<b>10</b>	<b>97</b>	<b>230</b>	<b>.381</b>	<b>69</b>	<b>20</b>	<b>111</b>	<b>8</b>	<b>.368</b>	<b>10</b>	<b>12</b>	<b>22</b>	<b>25</b>	<b>483</b>	<b>192</b>	<b>24</b>	<b>.966</b>
<b>Opponents</b>	<b>.223</b>	<b>18</b>	<b>18</b>	<b>579</b>	<b>66</b>	<b>129</b>	<b>27</b>	<b>6</b>	<b>5</b>	<b>57</b>	<b>183</b>	<b>.316</b>	<b>57</b>	<b>15</b>	<b>130</b>	<b>16</b>	<b>.306</b>	<b>6</b>	<b>18</b>	<b>12</b>	<b>16</b>	<b>460</b>	<b>195</b>	<b>26</b>	<b>.962</b>

LOB - Team (145), Opp (126). DPs turned - Team (22), Opp (11). IBB - Team (3), Conforto, M. 2, Rodriguez, J 1, Opp (4). Picked off - Hayes, D. 1, Rodriguez, J 1.

#### Pitching

Player	ERA	W	L	APP	GS	CG	SHO	CBO	SV	IP	H	R	ER	BB	SO	2B	3B	HR	AB	B/Avg	WP	HBP	BK	SFA	SHA
24 Schultz, Scott	0.00	1	0	6	0	0	0	0	3	11.0	6	2	0	3	15	1	0	0	36	.167	1	0	0	0	2
19 Engelbrekt, Max	0.90	2	0	8	0	0	0	0	3	10.0	11	1	1	5	7	4	0	0	39	.282	1	0	0	0	2
25 Painton, Tyler	1.23	0	0	4	0	0	0	1	0	7.1	3	2	1	1	4	1	0	0	23	.130	0	2	0	0	0
23 Moore, Andrew	1.86	3	1	5	4	0	0	0	1	29.0	24	9	6	5	19	5	1	1	103	.233	0	1	0	2	2
31 Boyd, Matt	1.93	4	0	5	5	1	1	0	0	32.2	21	8	7	11	32	8	0	1	115	.183	1	0	0	0	5
28 Wetzler, Ben	2.41	0	1	5	5	0	0	1	0	18.2	13	12	5	12	9	2	1	0	65	.200	1	3	0	1	2
22 Brocker, Cole	2.45	0	0	5	0	0	0	0	0	3.2	5	2	1	0	3	0	1	0	15	.333	1	0	0	1	1
36 Bryant, Tony	2.53	0	0	7	0	0	0	0	0	10.2	7	4	3	5	8	1	0	0	39	.179	1	1	0	0	1
18 Jackson, B.	3.07	3	0	8	0	0	0	1	1	14.2	15	7	5	2	15	2	0	2	55	.273	0	2	0	0	1
41 Child, Dan	3.46	1	1	5	3	0	0	0	0	13.0	10	10	5	10	8	3	1	1	50	.200	2	4	0	0	1
26 Starr, Taylor	4.05	0	1	3	1	0	0	0	0	6.2	10	6	3	2	5	0	1	0	26	.385	2	1	0	1	1
38 Reser, Zack	6.75	0	0	5	0	0	0	1	0	2.2	2	2	2	0	4	0	0	0	9	.222	0	1	0	1	0
10 Davis, Dylan	9.00	0	0	1	0	0	0	0	0	1.0	2	1	1	1	1	0	1	0	4	.500	0	0	0	0	0
<b>Totals</b>	<b>2.24</b>	<b>14</b>	<b>4</b>	<b>18</b>	<b>18</b>	<b>1</b>	<b>2</b>	<b>1</b>	<b>8</b>	<b>161.0</b>	<b>129</b>	<b>66</b>	<b>40</b>	<b>57</b>	<b>130</b>	<b>27</b>	<b>6</b>	<b>5</b>	<b>579</b>	<b>.223</b>	<b>10</b>	<b>15</b>	<b>0</b>	<b>6</b>	<b>18</b>
<b>Opponents</b>	<b>5.81</b>	<b>4</b>	<b>14</b>	<b>18</b>	<b>18</b>	<b>1</b>	<b>1</b>	<b>0</b>	<b>2</b>	<b>153.1</b>	<b>169</b>	<b>109</b>	<b>99</b>	<b>69</b>	<b>111</b>	<b>25</b>	<b>3</b>	<b>10</b>	<b>603</b>	<b>.280</b>	<b>17</b>	<b>20</b>	<b>2</b>	<b>10</b>	<b>12</b>

PB - Team (10), Rodriguez, J 8, Esposito, N. 2, Opp (4). Pickoffs - Team (2), Moore, A. 2, Opp (2). SBA/ATT - Rodriguez, J (7-10), Esposito, N. (5-5), Wetzler, B. (3-5), Starr, T. (2-2), Boyd, M. (2-2), Jackson, B. (2-2), Engelbrekt (1-1), Moore, A. (1-1), Schultz, S. (0-1), Child, D. (0-1), Bryant, T. (1-1).

2013 April Statistics

Overall: 12-4 • Home: 7-1 • Road: 5-3 • Pac-12: 9-3

Offense

Player	AVG	GP	GS	AB	R	H	2B	3B	HR	RBI	TB	SLG%	BB	HBP	SO	GDP	OB%	SF	SH	SB	ATT	PO	A	E	FLD%
4 Gordon, Max	.381	9	6	21	1	8	1	0	0	3	9	.429	4	1	1	0	.500	0	1	1	1	16	0	0	1.000
50 Day, Beau	.381	8	6	21	2	8	1	0	0	5	9	.429	3	0	6	0	.458	0	0	0	0	0	0	0	.000
10 Davis, Dylan	.339	15	15	59	10	20	8	0	1	10	31	.525	6	0	9	0	.394	1	0	2	3	32	0	0	1.000
14 Peterson, Andy	.339	16	16	62	8	21	0	0	0	9	21	.339	3	1	10	3	.373	1	4	5	6	36	42	2	.975
17 Jansen, Joey	.333	8	4	15	1	5	1	0	0	2	6	.400	0	0	3	0	.333	0	1	0	1	10	0	0	1.000
33 Barnes, Ryan	.321	16	16	56	8	18	3	0	0	7	21	.375	5	0	6	1	.365	2	5	0	3	24	2	0	1.000
1 Smith, Tyler	.319	13	11	47	4	15	2	1	0	5	19	.404	5	0	9	1	.385	0	2	2	4	22	45	4	.944
3 Keyes, Kevin	.283	16	15	53	8	15	3	1	0	9	20	.377	5	1	12	1	.350	1	3	0	0	21	35	5	.918
9 Hayes, Danny	.260	15	12	50	10	13	7	0	1	9	23	.460	4	0	5	0	.309	1	0	0	0	113	11	2	.984
8 Conforto, Michael	.242	16	16	62	12	15	2	0	1	4	20	.323	9	3	12	1	.365	0	0	0	1	27	1	1	.966
15 Casper, Jerad	.214	6	5	14	1	3	1	0	0	4	4	.286	1	0	2	0	.250	1	0	0	0	15	1	0	1.000
13 Rodriguez, Jake	.200	14	14	45	8	9	1	0	1	6	13	.289	8	2	10	1	.345	0	2	2	3	76	20	1	.990
35 Matthews, Joey	.200	3	2	5	1	1	0	0	0	0	1	.200	0	0	2	1	.200	0	0	0	0	2	0	0	1.000
6 Esposito, Nate	.167	5	5	12	1	2	0	0	0	1	2	.167	4	0	1	0	.375	0	0	0	0	30	5	0	1.000
40 Hendrix, Jeff	.000	7	1	7	0	0	0	0	0	0	0	.000	0	1	4	0	.125	0	0	1	1	6	0	0	1.000
16 Clark, Gabe	.000	2	0	1	0	0	0	0	0	0	0	.000	1	0	1	0	.500	0	0	0	0	0	0	0	.000
12 Rulli, Nick	.000	2	0	1	0	0	0	0	0	0	0	.000	0	0	0	0	.000	0	0	0	0	0	0	0	.000
20 Yanzick, Zane	.000	1	0	1	0	0	0	0	0	0	0	.000	1	0	1	0	.500	0	0	0	0	0	0	0	.000
24 Schultz, Scott	.000	1	0	0	0	0	0	0	0	0	0	.000	0	0	0	0	.000	0	0	0	0	0	1	0	1.000
<b>Totals</b>	<b>.288</b>	<b>16</b>	<b>16</b>	<b>532</b>	<b>75</b>	<b>153</b>	<b>30</b>	<b>2</b>	<b>4</b>	<b>74</b>	<b>199</b>	<b>.374</b>	<b>59</b>	<b>9</b>	<b>94</b>	<b>9</b>	<b>.364</b>	<b>7</b>	<b>18</b>	<b>13</b>	<b>23</b>	<b>438</b>	<b>183</b>	<b>16</b>	<b>.975</b>
<b>Opponents</b>	<b>.211</b>	<b>16</b>	<b>16</b>	<b>507</b>	<b>44</b>	<b>107</b>	<b>12</b>	<b>2</b>	<b>5</b>	<b>38</b>	<b>138</b>	<b>.272</b>	<b>38</b>	<b>15</b>	<b>104</b>	<b>12</b>	<b>.284</b>	<b>3</b>	<b>15</b>	<b>5</b>	<b>19</b>	<b>426</b>	<b>171</b>	<b>8</b>	<b>.987</b>

LOB - Team (124), Opp (96). DPs turned - Team (16), Opp (12). IBB - Team (3), Smith, T. 1, Day, B. 1, Conforto, M. 1, Opp (1).

Pitching

Player	ERA	W	L	APP	GS	CG	SHO	CBO	SV	IP	H	R	ER	BB	SO	2B	3B	HR	AB	B/Avg	WP	HBP	BK	SFA	SHA
25 Painton, Tyler	0.00	0	0	3	0	0	0	0	0	1.0	0	0	0	3	1	0	0	0	3	.000	0	1	0	0	0
28 Wetzler, Ben	0.89	4	0	4	4	1	1	0	0	30.1	18	3	3	6	24	2	0	2	101	.178	1	1	0	0	2
36 Bryant, Tony	1.04	0	0	5	0	0	0	1	1	8.2	4	1	1	2	7	0	0	0	26	.154	0	0	0	0	2
23 Moore, Andrew	1.65	3	0	4	4	0	0	2	0	27.1	21	5	5	9	15	3	0	0	91	.231	0	4	0	1	4
18 Jackson, B.	1.80	0	1	6	0	0	0	0	0	5.0	5	2	1	2	2	2	0	0	21	.238	2	0	0	0	0
41 Child, Dan	1.93	1	0	3	3	0	0	0	0	14.0	10	4	3	2	10	1	1	0	48	.208	1	1	0	0	1
31 Boyd, Matt	2.40	2	2	4	4	1	1	0	0	30.0	21	10	8	5	25	2	0	3	105	.200	0	3	0	0	3
24 Schultz, Scott	2.45	1	1	7	0	0	0	1	3	14.2	9	7	4	1	7	1	0	0	54	.167	0	3	0	0	1
26 Starr, Taylor	5.14	0	0	4	1	0	0	0	0	7.0	7	5	4	2	5	0	0	0	27	.259	4	2	0	0	1
22 Brocker, Cole	5.40	1	0	5	0	0	0	0	0	5.0	7	3	3	1	5	1	0	0	20	.350	2	0	0	2	0
19 Engelbrekt, Max	9.00	0	0	5	0	0	0	1	0	3.0	4	3	3	3	3	0	1	0	10	.400	0	0	0	0	1
38 Reser, Zack	99.00	0	0	1	0	0	0	0	0	0.0	1	1	1	2	0	0	0	0	1	1.000	1	0	0	0	0
<b>Totals</b>	<b>2.22</b>	<b>12</b>	<b>4</b>	<b>16</b>	<b>16</b>	<b>2</b>	<b>4</b>	<b>2</b>	<b>4</b>	<b>146.0</b>	<b>107</b>	<b>44</b>	<b>36</b>	<b>38</b>	<b>104</b>	<b>12</b>	<b>2</b>	<b>5</b>	<b>507</b>	<b>.211</b>	<b>11</b>	<b>15</b>	<b>0</b>	<b>3</b>	<b>15</b>
<b>Opponents</b>	<b>4.50</b>	<b>4</b>	<b>12</b>	<b>16</b>	<b>16</b>	<b>0</b>	<b>0</b>	<b>0</b>	<b>2</b>	<b>142.0</b>	<b>153</b>	<b>75</b>	<b>71</b>	<b>59</b>	<b>94</b>	<b>30</b>	<b>2</b>	<b>4</b>	<b>532</b>	<b>.288</b>	<b>8</b>	<b>9</b>	<b>2</b>	<b>7</b>	<b>18</b>

PB - Team (3), Rodriguez, J 3, Opp (2). SBA/ATT - Rodriguez, J (2-11), Esposito, N. (3-6), Moore, A. (2-5), Boyd, M. (0-4), Wetzler, B. (1-4), Child, D. (0-2), Schultz, S. (1-2), Engelbrekt (0-1), Painton, T. (1-1).

### 2013 May Statistics

Overall: 12-2 • Home: 6-1 • Road: 5-1 • Neutral: 1-0 • Pac-12: 10-2

#### Offense

Player	AVG	GP	GS	AB	R	H	2B	3B	HR	RBI	TB	SLG%	BB	HBP	SO	GDP	OB%	SF	SH	SB	ATT	PO	A	E	FLD%
14 Peterson, Andy	.421	14	14	57	15	24	1	0	0	7	25	.439	4	1	4	0	.460	1	5	0	2	25	42	3	.957
10 Davis, Dylan	.367	14	14	60	13	22	5	1	2	24	35	.583	7	0	8	0	.426	1	0	2	2	28	1	0	1.000
8 Conforto, Michael	.321	14	14	53	8	17	3	0	2	13	26	.491	11	4	4	4	.471	0	0	2	3	29	2	0	1.000
3 Keyes, Kavin	.298	14	14	47	10	14	2	0	1	7	19	.404	5	4	8	2	.397	2	1	0	0	7	22	5	.853
9 Hayes, Danny	.288	14	14	52	10	15	1	0	3	9	25	.481	11	1	8	2	.415	1	0	0	0	129	5	1	.993
1 Smith, Tyler	.281	14	14	57	16	16	4	0	1	6	23	.404	7	3	7	0	.388	0	2	1	1	25	33	2	.967
33 Barnes, Ryan	.275	14	13	51	4	14	3	1	1	10	22	.431	4	1	3	0	.333	1	4	0	0	0	0	0	.000
13 Rodriguez, Jake	.250	13	13	40	5	10	2	0	1	7	15	.375	8	1	5	5	.358	4	1	0	0	89	18	0	1.000
4 Gordon, Max	.211	14	14	38	8	8	0	0	0	8	8	.211	4	4	7	0	.348	0	3	1	2	31	0	0	1.000
6 Esposito, Nate	.000	2	1	5	0	0	0	0	0	0	0	.000	0	0	0	0	.000	0	0	0	0	6	1	0	1.000
50 Day, Beau	.000	4	0	4	0	0	0	0	0	0	0	.000	0	0	2	1	.000	0	0	0	0	0	0	0	.000
40 Hendrix, Jeff	.000	5	0	2	0	0	0	0	0	0	0	.000	0	0	0	0	.000	0	0	0	0	5	0	0	1.000
15 Casper, Jerad	.000	2	0	2	0	0	0	0	0	0	0	.000	0	0	1	0	.000	0	0	0	0	1	0	0	1.000
17 Jansen, Joey	.000	2	1	1	0	0	0	0	0	0	0	.000	1	0	0	0	.500	0	0	0	0	0	0	0	.000
12 Rulli, Nick	.000	1	0	0	0	0	0	0	0	0	0	.000	0	0	0	0	.000	0	0	0	0	0	0	0	.000
<b>Totals</b>	<b>.299</b>	<b>14</b>	<b>14</b>	<b>469</b>	<b>89</b>	<b>140</b>	<b>21</b>	<b>2</b>	<b>11</b>	<b>83</b>	<b>198</b>	<b>.422</b>	<b>62</b>	<b>19</b>	<b>57</b>	<b>14</b>	<b>.395</b>	<b>10</b>	<b>16</b>	<b>6</b>	<b>10</b>	<b>381</b>	<b>142</b>	<b>15</b>	<b>.972</b>
<b>Opponents</b>	<b>.214</b>	<b>14</b>	<b>14</b>	<b>463</b>	<b>44</b>	<b>99</b>	<b>17</b>	<b>0</b>	<b>5</b>	<b>38</b>	<b>131</b>	<b>.283</b>	<b>31</b>	<b>11</b>	<b>107</b>	<b>7</b>	<b>.278</b>	<b>3</b>	<b>12</b>	<b>2</b>	<b>6</b>	<b>369</b>	<b>153</b>	<b>10</b>	<b>.981</b>

LOB - Team (118), Opp (95). DPs turned - Team (7), Opp (14). TPs turned - Team (0), Opp (1). IBB - Team (7), Conforto, M. 2, Davis, D. 2, Hayes, D. 1, Rodriguez, J. 1, Barnes, R. 1, Opp (1). Picked off - Smith, T. 1.

#### Pitching

Player	ERA	W	L	APP	GS	CG	SHO	CBO	SV	IP	H	R	ER	BB	SO	2B	3B	HR	AB	B/Avg	WP	HBP	BK	SFA	SHA
19 Engelbrekt, Max	0.00	2	1	4	0	0	0	0	0	5.2	5	1	0	0	3	1	0	0	23	.217	0	0	0	0	0
26 Starr, Taylor	0.00	0	0	2	0	0	0	0	0	1.2	1	0	0	0	0	0	0	0	5	.200	1	1	0	0	1
23 Moore, Andrew	0.55	4	0	4	4	3	3	0	0	33.0	16	2	2	4	13	2	0	1	109	.147	1	1	0	0	4
36 Bryant, Tony	1.93	1	0	7	0	0	0	0	0	9.1	3	4	2	6	12	0	0	0	30	.100	1	2	0	1	0
31 Boyd, Matt	2.72	2	1	5	5	1	0	0	0	36.1	26	11	11	10	36	4	0	1	130	.200	0	4	0	0	4
28 Wetzler, Ben	3.38	3	0	4	4	0	0	0	0	24.0	31	12	9	3	29	7	0	1	99	.313	1	1	0	1	1
11 Fry, Jace	3.38	0	0	4	0	0	0	0	0	2.2	0	1	1	2	1	0	0	0	8	.000	0	0	0	1	0
18 Jackson, B.	3.86	0	0	3	0	0	0	0	0	4.2	2	2	2	2	3	0	0	1	14	.143	1	0	0	0	1
22 Brocker, Cole	5.40	0	0	3	0	0	0	0	0	1.2	3	1	1	0	2	1	0	0	8	.375	1	1	0	0	0
24 Schultz, Scott	7.11	0	0	6	0	0	0	2	2	6.1	8	6	5	3	7	2	0	1	28	.286	0	0	0	0	1
41 Child, Dan	9.00	0	0	1	1	0	0	0	0	1.0	1	1	1	1	0	0	0	0	4	.250	0	1	0	0	0
25 Painton, Tyler	40.50	0	0	3	0	0	0	0	0	0.2	3	3	3	0	1	0	0	0	5	.600	0	0	0	0	0
<b>Totals</b>	<b>2.62</b>	<b>12</b>	<b>2</b>	<b>14</b>	<b>14</b>	<b>4</b>	<b>3</b>	<b>0</b>	<b>2</b>	<b>127.0</b>	<b>99</b>	<b>44</b>	<b>37</b>	<b>31</b>	<b>107</b>	<b>17</b>	<b>0</b>	<b>5</b>	<b>463</b>	<b>.214</b>	<b>6</b>	<b>11</b>	<b>0</b>	<b>3</b>	<b>12</b>
<b>Opponents</b>	<b>5.34</b>	<b>2</b>	<b>12</b>	<b>14</b>	<b>14</b>	<b>0</b>	<b>1</b>	<b>1</b>	<b>1</b>	<b>123.0</b>	<b>140</b>	<b>89</b>	<b>73</b>	<b>62</b>	<b>57</b>	<b>21</b>	<b>2</b>	<b>11</b>	<b>469</b>	<b>.299</b>	<b>12</b>	<b>19</b>	<b>0</b>	<b>10</b>	<b>16</b>

PB - Team (1), Esposito, N. 1, Opp (4). Pickoffs - Team (0), Opp (1). SBA/ATT - Rodriguez, J (2-6), Boyd, M. (0-3), Moore, A. (0-1), Wetzler, B. (1-1), Starr, T. (1-1).

### 2013 June Statistics

Overall: 3-1 • Home: 3-1

#### Offense

Player	AVG	GP	GS	AB	R	H	2B	3B	HR	RBI	TB	SLG%	BB	HBP	SO	GDP	OB%	SF	SH	SB	ATT	PO	A	E	FLD%
35 Matthews, Joey	1.000	1	0	1	1	1	1	0	0	0	2	2.000	0	0	0	0	1.000	0	0	0	0	0	0	0	.000
13 Rodriguez, Jake	.467	4	4	15	1	7	1	0	0	2	8	.533	2	1	4	1	.556	0	0	0	1	26	9	0	1.000
1 Smith, Tyler	.444	4	4	18	3	8	2	0	0	3	10	.556	3	0	3	1	.524	0	0	0	0	3	7	0	1.000
3 Keyes, Kavin	.412	4	4	17	4	7	1	0	0	2	8	.471	1	0	2	0	.444	0	0	1	1	11	7	1	.947
33 Barnes, Ryan	.389	4	4	18	3	7	0	0	0	2	7	.389	0	0	0	1	.389	0	0	1	1	0	0	0	.000
9 Hayes, Danny	.294	4	4	17	3	5	2	0	1	5	10	.588	1	0	3	0	.333	0	0	0	0	38	1	0	1.000
8 Conforto, Michael	.278	4	4	18	3	5	2	0	2	3	13	.722	2	0	6	0	.350	0	0	0	0	4	1	1	.833
10 Davis, Dylan	.235	4	4	17	3	4	0	0	1	3	7	.412	1	1	3	0	.316	0	0	1	2	11	0	1	.917
14 Peterson, Andy	.222	4	4	18	3	4	0	0	0	1	4	.222	0	1	2	1	.263	0	2	2	2	7	12	0	1.000
4 Gordon, Max	.000	4	4	10	0	0	0	0	0	1	0	.000	1	0	1	0	.091	0	4	1	1	8	0	0	1.000
40 Hendrix, Jeff	.000	2	0	1	0	0	0	0	0	0	0	.000	0	0	0	0	.000	0	0	0	0	1	0	0	1.000
<b>Totals</b>	<b>.320</b>	<b>4</b>	<b>4</b>	<b>150</b>	<b>24</b>	<b>48</b>	<b>9</b>	<b>0</b>	<b>4</b>	<b>22</b>	<b>69</b>	<b>.460</b>	<b>11</b>	<b>3</b>	<b>24</b>	<b>4</b>	<b>.378</b>	<b>0</b>	<b>6</b>	<b>6</b>	<b>8</b>	<b>111</b>	<b>44</b>	<b>3</b>	<b>.981</b>
<b>Opponents</b>	<b>.254</b>	<b>4</b>	<b>4</b>	<b>134</b>	<b>14</b>	<b>34</b>	<b>7</b>	<b>1</b>	<b>1</b>	<b>14</b>	<b>46</b>	<b>.343</b>	<b>18</b>	<b>2</b>	<b>30</b>	<b>2</b>	<b>.346</b>	<b>2</b>	<b>2</b>	<b>2</b>	<b>5</b>	<b>111</b>	<b>46</b>	<b>6</b>	<b>.963</b>

LOB - Team (35), Opp (33). DPs turned - Team (3), Opp (4). IBB - Team (1), Conforto, M. 1, Opp (2).

#### Pitching

Player	ERA	W	L	APP	GS	CG	SHO	CBO	SV	IP	H	R	ER	BB	SO	2B	3B	HR	AB	B/Avg	WP	HBP	BK	SFA	SHA
24 Schultz, Scott	0.00	0	0	2	0	0	0	0	0	1.1	1	0	0	0	0	0	0	0	5	.200	0	0	0	0	0
26 Starr, Taylor	0.00	0	0	1	0	0	0	0	0	0.2	1	0	0	1	0	0	0	0	2	.500	0	0	0	0	0
19 Engelbrekt, Max	0.00	0	0	1	0	0	0	0	0	0.1	0	0	0	2	1	0	0	0	1	.000	0	0	0	0	0
31 Boyd, Matt	1.08	0	0	2	1	0	0	0	1	8.1	7	1	1	2	4	1	0	0	28	.250	1	2	0	0	1
28 Wetzler, Ben	2.16	2	0	2	2	1	0	0	0	16.2	13	4	4	9	15	4	1	0	59	.220	0	0	0	0	1
23 Moore, Andrew	3.38	1	0	1	1	0	0	0	0	8.0	6	4	3	3	9	0	0	1	28	.214	2	0	0	2	0
11 Fry, Jace	16.20	0	1	1	0	0	0	0	0	1.2	4	3	3	0	1	2	0	0	9	.444	0	0	0	0	0
41 Child, Dan	99.00	0	0	1	0	0	0	0	0	0.0	2	2	2	1	0	0	0	0	2	1.000	0	0	0	0	0
<b>Totals</b>	<b>3.16</b>	<b>3</b>	<b>1</b>	<b>4</b>	<b>4</b>	<b>1</b>	<b>0</b>	<b>0</b>	<b>1</b>	<b>37.0</b>	<b>34</b>	<b>14</b>	<b>13</b>	<b>18</b>	<b>30</b>	<b>7</b>	<b>1</b>	<b>1</b>	<b>134</b>	<b>.254</b>	<b>3</b>	<b>2</b>	<b>0</b>	<b>2</b>	<b>2</b>
<b>Opponents</b>	<b>5.11</b>	<b>1</b>	<b>3</b>	<b>4</b>	<b>4</b>	<b>0</b>	<b>0</b>	<b>0</b>	<b>0</b>	<b>37.0</b>	<b>48</b>	<b>24</b>	<b>21</b>	<b>11</b>	<b>24</b>	<b>9</b>	<b>0</b>	<b>4</b>	<b>150</b>	<b>.320</b>	<b>0</b>	<b>3</b>	<b>1</b>	<b>0</b>	<b>6</b>

PB - Team (1), Rodriguez, J 1, Opp (1). Pickoffs - Team (1), Boyd, M. 1. SBA/ATT - Rodriguez, J (2-5), Wetzler, B. (1-2), Starr, T. (0-1), Child, D. (1-1), Boyd, M. (0-1).

## 2013 Box Scores

## Game 1: Oregon State 5, Utah Valley 2

2013 Oregon State Baseball  
Utah Valley vs #6 Oregon State  
Feb 15, 2013 at Palm Springs, Calif. (Palm Springs Std.)

Utah Valley 2 (1-1)													Oregon State 5 (1-0)												
Player	ab	r	h	rb	bb	so	po	a	lob	Player	ab	r	h	rb	bb	so	po	a	lob						
Moysh, Sean lf	5	1	2	0	0	1	2	0	1	Gordon, Max cf	3	0	0	0	2	0	4	0	1						
Pratt, Willie 2b	1	0	0	0	0	0	0	0	0	Smith, Tyler ss	5	1	1	0	0	1	2	3	0						
Krueger, Mark 1b	4	0	1	0	0	2	5	2	0	Conforto, Michael lf	5	1	2	1	0	2	2	0	0						
Hatch, Kai ss	4	0	1	1	0	0	2	2	5	Hayes, Danny 1b	3	1	0	0	2	1	3	1	5						
Croft, Colby dh	4	0	1	0	0	1	0	0	1	Casper, Jerad 3b	3	1	1	0	1	1	1	0	0						
White, Riley rf	4	1	1	0	0	1	3	0	0	Rodriguez, Jake c	4	0	2	0	0	8	1	2	0						
Berg, Taylor c	0	0	0	0	0	0	2	0	0	Keyes, Kavin dh	4	1	2	0	0	0	0	0	1						
Zollinger, Court c	3	0	0	0	0	3	4	1	0	Matthews, Joey rf	3	0	0	1	1	1	4	0	0						
Kallas, Beau 3b	4	0	0	0	0	1	1	1	0	Peterson, Andy 2b	3	0	1	1	1	0	2	2	2						
Hart, Jordy cf	4	0	2	1	0	0	2	0	0	Child, Dan p	0	0	0	0	0	0	0	1	0						
Gunn, Adam p	0	0	0	0	0	0	1	0	0	Bryant, Tony p	0	0	0	0	0	0	0	0	0						
Hansen, Ty p	0	0	0	0	0	1	0	0	0	Engelbrekt, Max p	0	0	0	0	0	0	0	0	0						
Campbell, Justin p	0	0	0	0	0	2	0	0	0	Totals	33	5	9	5	7	6	27	8	11						
Totals	33	2	8	2	3	8	24	7	8																

Score by Innings	1	2	3	4	5	6	7	8	9	R	H	E
Utah Valley	1	1	0	0	0	0	0	0	0	2	8	3
Oregon State	0	0	3	0	2	0	0	0	X	5	9	1

E - White, R(1); Kallas, B(1); Hansen, T(1); Casper, J(1), DP - Oregon State 1. LOB - UVU 8; Oregon State 11.  
2B - Conforto, M(1), SH - Berg, T(1), SB - Conforto, M(1); Hayes, D. 2(2).

Utah Valley													Oregon State												
Player	ip	h	r	er	bb	so	ab	bf	np	Player	ip	h	r	er	bb	so	ab	bf	np						
Gunn, Adam	3.0	5	3	3	3	15	18	67		Child, Dan	5.0	6	2	2	2	2	4	20	23	89					
Hansen, Ty	2.1	4	2	1	3	2	11	14	49	Bryant, Tony	1.1	1	0	0	1	1	5	6	27						
Campbell, Justin	2.2	0	0	0	1	7	8	32	Engelbrekt, Max	2.2	1	0	0	0	3	8	8	31							

Win - Child, D. (1-0). Loss - Gunn, A. (0-1). Save - Engelbrekt (1).  
WP - Child, D.(1). Inherited runners/scored: Hansen, T 2/0; Campbell, J 3/0; Bryant, T. 1/0; Engelbrekt 2/0.  
Pitchers/strikes: Gunn, A 67/36; Hansen, T 49/25; Campbell, J 32/19; Child, D. 89/50; Bryant, T. 27/18; Engelbrekt 31/19.

Umpires - HP: Scott Letendre 1B: Scott Higgins 3B: Rich Padilla  
Start: 2:00pm Time: 3:20 Attendance: 1522  
Weather: 75 Degrees, Sunny  
Gunn, A faced 2 batters in the 4th.  
Child, D. faced 1 batter in the 6th.

## Game 3: Oregon State 14, UC Riverside 3

2013 Oregon State Baseball  
UC Riverside vs #6 Oregon State  
Feb 17, 2013 at Palm Springs, Calif. (Palm Springs Std.)

UC Riverside 3 (1-2)													Oregon State 14 (3-0)												
Player	ab	r	h	rb	bb	so	po	a	lob	Player	ab	r	h	rb	bb	so	po	a	lob						
Prestridge, Clayton 1b	2	0	1	1	2	0	4	0	0	Peterson, Andy 2b	5	2	3	0	0	0	1	1	2						
Young, Eddie ss	3	0	2	0	1	0	2	1	1	Martinez, Paul 2b	0	0	0	0	0	0	0	1	0						
Andriese, David rf	3	0	0	0	1	2	0	2	0	Smith, Tyler ss	4	3	1	2	1	0	5	3	0						
Chavez, Joe 2b	2	1	0	0	0	1	1	1	1	Conforto, Michael lf	1	2	0	0	4	1	1	0	0						
Zarate, Drake c	2	0	0	0	1	0	4	1	0	Yanzick, Zane pr/lf	0	0	0	0	0	0	0	0	0						
Ellis, Matthew c	0	0	0	0	0	1	0	0	0	Clark, Gabe dh	3	1	0	1	2	0	0	0	0						
Holinsworth, Phil lf	2	0	0	0	0	2	0	0	0	Hendrix, Jeff ph	1	0	0	0	0	0	0	0	0						
Boudreau, Kyle dh	3	1	0	1	0	1	0	0	0	Rodriguez, Jake 3b	1	1	1	2	2	0	0	1	0						
Rubanowitz, Alex 3b	3	1	1	0	0	0	2	0	0	Keyes, Kavin ph/3b	0	0	0	0	1	0	0	1	0						
Bolasky, Devyn cf	3	0	0	0	0	1	3	0	0	Casper, Jerad 1b	4	1	1	2	1	2	3	2	4						
Doucette, Ben p	0	0	0	0	0	0	0	0	0	Davis, Dylan rf	3	1	2	3	1	0	1	0	3						
Gonzales, Antonio p	0	0	0	0	0	1	0	0	0	Rulli, Nick rf	0	0	0	0	0	0	1	0	0						
Johnson, Jack p	0	0	0	0	0	0	0	0	0	Esposito, Nate c	4	1	1	1	0	6	1	1	1						
Lingos, Angelo p	0	0	0	0	0	0	0	0	0	Day, Beau c	0	0	0	0	0	0	0	0	0						
Musgraves, Tyler p	0	0	0	0	0	0	0	0	0	Matthews, Joey cf	3	1	2	2	0	1	2	0	0						
Totals	23	3	4	2	4	6	18	5	5	Jansen, Joey ph/cf	1	1	1	0	0	0	0	0	0						
										Moore, Andrew p	0	0	0	0	0	0	0	0	0						
										Reser, Zack p	0	0	0	0	0	0	1	0	0						
										Totals	30	14	12	13	11	6	21	10	10						

Score by Innings	1	2	3	4	5	6	7	R	H	E
UC Riverside	0	0	0	0	3	0	0	3	4	1
Oregon State	6	1	0	3	2	2	X	14	12	1

E - Rubanowitz(2); Casper, J.(3). DP - Oregon State 1. LOB - UCR 5; Oregon State 10. 2B - Young(1); Peterson, A.(1); Matthews, J.(1), 3B - Davis, D.(1), HBP - Chavez; Holinsworth, SF - Rodriguez, J(1), SB - Chavez(1); Smith, T.(1), CS - Young(1).

UC Riverside													Oregon State												
Player	ip	h	r	er	bb	so	ab	bf	np	Player	ip	h	r	er	bb	so	ab	bf	np						
Doucette, Ben	0.2	4	6	6	3	1	5	9	40	Moore, Andrew	5.1	4	3	1	3	6	19	24	97						
Gonzales, Antonio	3.1	5	6	5	3	3	16	19	76	Reser, Zack	1.2	0	0	0	1	0	4	5	12						
Johnson, Jack	0.2	0	0	0	3	1	2	5	25																
Lingos, Angelo	1.0	3	2	2	2	0	6	8	44																
Musgraves, Tyler	0.1	0	0	0	0	1	1	5																	

Win - Moore, A. (1-0). Loss - Doucette (0-1). Save - None.  
WP - Doucette(1); Gonzales, A 2(2); Johnson(1). HBP - by Moore, A. (Chavez); by Moore, A. (Holinsworth). Inherited runners/scored: Gonzales, A 1/0; Johnson 2/2; Lingos 3/0; Musgraves 3/0; Reser, Z. 1/0. Pitchers/strikes: Doucette 40/20; Gonzales, A 76/45; Johnson 25/11; Lingos 44/25; Musgraves 5/3; Moore, A. 97/60; Reser, Z. 12/6.

Umpires - HP: Randy Sutton 1B: Scott Letendre 3B: Kendall Snyder  
Start: 1:45pm Time: 2:49 Attendance: 1849  
Weather: 77 Degrees, Sunny  
Gonzales, A faced 2 batters in the 5th.

## Game 2: Oregon State 9, Gonzaga 2

2013 Oregon State Baseball  
Gonzaga vs #6 Oregon State  
Feb 16, 2013 at Palm Springs, Calif. (Palm Springs Std.)

Gonzaga 2 (1-2)													Oregon State 9 (2-0)												
Player	ab	r	h	rb	bb	so	po	a	lob	Player	ab	r	h	rb	bb	so	po	a	lob						
GUNZOLUS, Mitchell 3b	4	0	0	0	0	0	1	0	0	Gordon, Max rf	3	1	1	0	1	0	0	0	1						
HALCOMB, Steven ss	4	0	0	0	1	2	4	0	0	Davis, Dylan ph	1	0	0	0	0	0	0	0	0						
ESLUICK, Clayton lf	4	0	0	0	2	3	0	3	0	Matthews, Joey rf	0	0	0	0	0	0	0	0	0						
ABBRUZZA, Zach 1b	4	1	1	0	0	1	10	0	0	Smith, Tyler ss	4	1	2	1	1	1	1	5	0						
GONZALES, Marco p/dh	4	1	1	0	0	1	0	2	0	Conforto, Michael lf	4	1	2	1	1	1	2	0	0						
FORBES, Travis c	2	0	0	0	0	5	1	0	0	Hendrix, Jeff pr/lf	0	0	0	0	0	0	0	0	0						
SINATRO, Jimmy c	1	0	0	0	0	0	0	0	0	Hayes, Danny 1b	1	0	0	1	1	0	7	2	0						
LEBRUN, Cory rf	3	0	1	1	0	1	0	1	0	Rulli, Nick pr	0	0	0	0	0	0	0	0	0						
MOON, B. ph	1	0	0	0	0	0	0	0	0	Keyes, Kavin 1b	0	0	0	1	0	5	0	0	0						
REITEN, Cabe 2b	3	0	0	1	0	0	2	2	2	Clark, Gabe dh	5	1	1	1	0	2	0	0	4						
BONCZYK, Alex cf	2	0	1	0	1	0	1	0	1	Rodriguez, Jake c	4	2	2	0	0	0	5	2	2						
CRAWLEY LAMB, Payden ph	1	0	0	0	0	0	0	0	0	Casper, Jerad 3b	3	2	1	2	1	0	3	0	0						
REYES, Arturo p	0	0	0	0	0	0	0	0	0	Jansen, Joey cf	4	0	1	1	0	1	3	0	0						
PETERSON, Derek p	0	0	0	0	0	0	0	0	0	Peterson, Andy 2b	4	1	1	0	0	0	3	0	0						
Totals	33	2	6	2	1	5	24	10	7	Boyd, Matt p	0	0	0	0	0	0	1	1	0						
										Schultz, Scott p	0	0	0	0	0	0	0	0	0						
										Totals	33	9	11	8	5	5	27	16	8						

Score by Innings	1	2	3	4	5	6	7	8	9	R	H	E
Gonzaga	0	2	0	0	0	0	0	0	0	2	6	1
Oregon State	0	0	0	6	0	0	0	3	X	9	11	2

E - ABBRUZZA, Z.(1); Casper, J.(2); Peterson, A.(1). LOB - GON 7; Oregon State 8. 2B - Casper, J.(1). HBP - Keyes, K.. SH - FORBES, T.(1); REITEN, C.(1); Hayes, D.(1), SF - Hayes, D.(1), CS - Peterson, A.(1).

Gonzaga													Oregon State												
Player	ip	h	r	er	bb	so	ab	bf	np	Player	ip	h	r	er	bb	so	ab	bf	np						
GONZALES, Marco	6.0	8	6	5	2	5	24	28	88	Boyd, Matt	7.0	6	2	2	1	4	27	30	95						
REYES, Arturo	1.0	2	3	3	2	0	5	7	29	Schultz, Scott	2.0	0	0	0	0	1	6	6	18						
PETERSON, Derek	1.0	1	0	0	1	0	4	6	16																

Win - Boyd, M. (1-0). Loss - GONZALES, M. (0-1). Save - None.  
WP - GONZALES, M.(1); REYES, A. 2(2). HBP - by PETERSON, D. (Keyes, K.). BK - GONZALES, M.(1). Inherited runners/scored: PETERSON, D. 2/2. Pitchers/strikes: GONZALES, M. 88/61; REYES, A. 29/13; PETERSON, D. 16/8; Boyd, M. 95/65; Schultz, S. 18/14.

Umpires - HP: Kendall Snyder 1B: Randy Sutton 3B: Joe Burleson  
Start: 12:30pm Time: 2:27 Attendance: 1746  
Weather: 77 Degrees, Sunny  
REYES, A. faced 3 batters in the 8th.

## Game 4: Oregon State 5, UC Riverside 4

2013 Oregon State Baseball  
UC Riverside vs #6 Oregon State  
Feb 18, 2013 at Palm Springs, Calif. (Palm Springs Std.)</

2013 Box Scores

Game 5: Oregon State 8, San Diego State 1

2013 Oregon State Baseball
#6 Oregon State at San Diego State
Feb 21, 2013 at San Diego, Calif. (Tony Gwynn Stadium)

Box score for Game 5 showing Oregon State 8-0 and San Diego State 1-3-1. Includes player statistics for hits, runs, RBI, etc., and a score by innings table.

E - Conforto, M.(1); FRANCE: BLUMAN, DP - Oregon State 1; SDSU 1. LOB - Oregon State 9; SDSU 5. 2B - Smith, T.(1), 3B - Conforto, M.(1). HBP - MUNOZ, SH - Peterson, A.(1). SF - Conforto, M.(1); Rodriguez, J.(2). SB - Rulli, N.(1). CS - Jansen, J.(1); ROMANSKI.

Player statistics table for Game 5, comparing Oregon State and San Diego State players across various categories like at-bats, runs, and errors.

Win - Child, D. (2-0). Loss - CEDEROTH (1-1). Save - None.
WP - CEDEROTH, HBP - by Child, D. (MUNOZ). Inherited runners/scored: Engelbrekt 3/1; KENDZORA 1/1. Pitches/strikes: Child, D. 90/63; Engelbrekt 24/17; Brocker, C. 17/13; CEDEROTH 111/68; MILLER 11/10; KENDZORA 20/12; THOMAS 36/17.

Umpires - HP: Scott Higgins 1B: Travis Reiningger 3B: Eric Peterson
Start: 6:08pm Time: 3:12 Attendance: 677
Weather: 53 Degrees, Clear
MILLER faced 4 batters in the 7th.

Game 7: Oregon State 5, San Diego State 0

2013 Oregon State Baseball
#6 Oregon State at San Diego State
Feb 23, 2013 at San Diego, Calif. (Tony Gwynn Stadium)

Box score for Game 7 showing Oregon State 5-0 and San Diego State 0-3-3. Includes player statistics and a score by innings table.

E - ROMANSKI, DP - Oregon State 1; SDSU 1. LOB - Oregon State 7; SDSU 2. 2B - Casper, J.(2); Jansen, J.(1); ROMANSKI. 3B - Davis, D.(2). HBP - Conforto, M.. CS - Peterson, A.(2).

Player statistics table for Game 7, comparing Oregon State and San Diego State players.

Win - Moore, A. (2-0). Loss - DORAN (1-1). Save - None.
HBP - by DORAN (Conforto, M.). Inherited runners/scored: HEPNER 3/2; PITCHER 2/0; ROBARDS 1/0. Pitches/strikes: Moore, A. 102/68; Bryant, T. 11/8; DORAN 104/64; HEPNER 18/6; PITCHER 47/28; ROBARDS 3/3.

Umpires - HP: Travis Reiningger 1B: Eric Peterson 3B: Scott Higgins
Start: 1:05pm Time: 2:36 Attendance: 756
Weather: 68 Degrees, Sunny

Game 6: Oregon State 2, San Diego State 0

2013 Oregon State Baseball
#6 Oregon State at San Diego State
Feb 22, 2013 at San Diego, Calif. (Tony Gwynn Stadium)

Box score for Game 6 showing Oregon State 2-0 and San Diego State 0-3-2. Includes player statistics and a score by innings table.

E - Conforto, M.(2); HAYNAL; FRANCE, DP - SDSU 2. LOB - Oregon State 7; SDSU 6. 2B - Davis, D.(1); BOLLAR, HBP - Smith, T.; Jansen, J.; FRANCE, SH - Smith, T.(1). CS - SPIRK.

Player statistics table for Game 6, comparing Oregon State and San Diego State players.

Win - Boyd, M. (2-0). Loss - WALBY (0-1). Save - Schultz, S. (1).
WP - WALBY; HEPNER, HBP - by WALBY (Jansen, J.); by WALBY (Smith, T.); by Schultz, S. (FRANCE). Inherited runners/scored: HEPNER 1/0. Pitches/strikes: Boyd, M. 117/85; Schultz, S. 6/3; WALBY 118/75; HEPNER 10/7.

Umpires - HP: Scott Higgins 1B: Travis Reiningger 3B: Eric Peterson
Start: 6:05pm Time: 2:48 Attendance: 744
Weather: 55 Degrees, Clear

Game 8: Oregon State 7, San Diego State 1

2013 Oregon State Baseball
#6 Oregon State at San Diego State
Feb 24, 2013 at San Diego, Calif. (Tony Gwynn Stadium)

Box score for Game 8 showing Oregon State 7-0 and San Diego State 1-3-4. Includes player statistics and a score by innings table.

E - Smith, T.(2). DP - Oregon State 3; SDSU 1. LOB - Oregon State 12; SDSU 8. 2B - Conforto, M.(2); Davis, D.(2); Hayes, D.(1); Keyes, K. (2). HBP - Esposito, N. 2; ZIER, SH - Peterson, A.(2). SB - Smith, T.(3). CS - Conforto, M.(1); Davis, D.(1).

Player statistics table for Game 8, comparing Oregon State and San Diego State players.

Win - Jackson, B. (1-0). Loss - THOMPSON (0-1). Save - Schultz, S. (2).
WP - Bauer, C., HBP - by MILLER (Esposito, N.); by Jackson, B. (ZIER); by OAKLEY (Esposito, N.). Inherited runners/scored: Jackson, B. 1/0; Schultz, S. 2/0; MILLER 2/1. Pitches/strikes: Bauer, C. 30/15; Jackson, B. 65/37; Schultz, S. 35/28; THOMPSON 62/28; MILLER 35/19; CRABB 34/19; OAKLEY 22/13; DERBY 32/24.

Umpires - HP: Eric Peterson 1B: Scott Higgins 3B: Travis Reiningger
Start: 12:05pm Time: 3:04 Attendance: 710
Weather: 67 Degrees, Sunny
Jackson, B. faced 2 batters in the 7th.



2013 Box Scores

Game 9: Oregon State 2, Bryant 1

2013 Oregon State Baseball Bryant at #6 Oregon State Mar 01, 2013 at Corvallis, Ore. (Goss Stadium)

Table with 3 columns: Team (Bryant 1 (0-3-1) / Oregon State 2 (9-0)), Player, and Stats (ab, r, h, rbi, bb, so, po, a, lob). Includes totals and score by innings.

Score by Innings table for Game 9.

Note: 1 out, 2 runners LOB when the game ended. E - MOUNTFORD(1), DP - Bryant 2; Oregon State 1. LOB - Bryant 11; Oregon State 8, 2B - ST. GEORGE(3); MOUNTFORD(1); Peterson, A. (2). SH - MUSCATELLO(1); ST. GEORGE 2(2); PALAZZO(1); Jansen, J.(1). SB - MULLEN(1).

Game 11: Oregon State 3, Bryant 1

2013 Oregon State Baseball Bryant at #6 Oregon State (Game 2) Mar 02, 2013 at Corvallis, Ore. (Goss Stadium)

Table with 3 columns: Team (Bryant 1 (0-5-1) / Oregon State 3 (11-0)), Player, and Stats (ab, r, h, rbi, bb, so, po, a, lob). Includes totals and score by innings.

E - Smith, T. (4). LOB - Bryant 6; Oregon State 5, 2B - MOUNTFORD(2); MULLEN(1). 3B - Clark, G. (1). HR - Conforto, M. (2). HBP - MUSCATELLO; Conforto, M.; Matthews, J.; Clark, G.. SH - Matthews, J.(1). CS - Matthews, J.(1).

Table with 3 columns: Team (Bryant / Oregon State), Player, and Stats (lp, h, r, er, bb, so, ab, bf, np).

Win - Moore, A. (3-0). Loss - MCAVOY (0-1). Save - Engelbrekt (2). HBP - by MCAVOY (Matthews, J.); by Moore, A. (MUSCATELLO); by MCAVOY (Conforto, M.); by MCAVOY (Clark, G.). Inherited runners/scored: Engelbrekt 2/1. Pitches/strikes: MCAVOY 103/57; HEALY 23/15; Moore, A. 98/74; Engelbrekt 20/11.

Game 10: Oregon State 7, Bryant 2

2013 Oregon State Baseball Bryant at #6 Oregon State (Game 1) Mar 02, 2013 at Corvallis, Ore. (Goss Stadium)

Table with 3 columns: Team (Bryant 2 (0-4-1) / Oregon State 7 (10-0)), Player, and Stats (ab, r, h, rbi, bb, so, po, a, lob). Includes totals and score by innings.

Score by Innings table for Game 10.

E - MOUNTFORD(2); RINN(1); Smith, T. (3); Rodriguez, J.(1). DP - Oregon State 1. LOB - Bryant 6; Oregon State 9. 2B - Davis, D. (3). HR - Conforto, M. (1). HBP - MULLEN 2; Peterson, A.. SH - Smith, T. (2); Rodriguez, J.(1). SB - Peterson, A. (1); Davis, D. (2); Hendrix, J. (2(2)).

Game 12: Oregon State 14, Bryant 0

2013 Oregon State Baseball Bryant at #6 Oregon State Mar 03, 2013 at Corvallis, Ore. (Goss Stadium)

Table with 3 columns: Team (Bryant 0 (0-6-1) / Oregon State 14 (12-0)), Player, and Stats (ab, r, h, rbi, bb, so, po, a, lob). Includes totals and score by innings.

E - LAGOS(1). DP - Oregon State 2. LOB - Bryant 2; Oregon State 9, 2B - Peterson, A. (3); Davis, D. (2(5)); Clark, G. (1); Hayes, D. (2). HR - Conforto, M. 2(4). SB - Smith, T. (2(5)).

Table with 3 columns: Team (Bryant / Oregon State), Player, and Stats (lp, h, r, er, bb, so, ab, bf, np).

Win - Jackson, B. (2-0). Loss - MICHAUD (0-1). Save - None. Inherited runners/scored: LACOSSE 2/0; Jackson, B. 1/0. Pitches/strikes: MICHAUD 70/36; LACOSSE 23/15; HEALY 28/16; HAYWARD 22/13; DAVITT 31/17; COHEN 25/14; Wetzler, B. 38/27; Reser, Z. 16/10; Painton, T. 14/8.

2013 Box Scores

Game 13: Oregon State 16, Texas State 4

2013 Oregon State Baseball Texas State at #4 Oregon State Mar 08, 2013 at Corvallis, Ore. (Goss Stadium) Texas State 4 (5-8) Oregon State 16 (13-0)

Score by Innings 1 2 3 4 5 6 7 8 9 R H E Texas State 0 0 0 0 1 1 2 0 0 4 8 3 Oregon State 3 0 0 6 0 2 5 0 X 16 16 2

E - Pearson, T.(1); Smelser, N.(4); Finnegan, K.(1); Keyes, K.(1); Esposito, N.(1). DP - Oregon State 1. LOB - Oregon State 9. 2B - Mattlage, G.(2); Pearson, T.(2); Smelser, N.(1); Keyes, K.(3). HR - Hayes, D.(1). HBP - Gordon, M.; Peterson, A.; SF - Keyes, K.(1). SB - Sah, K.(4); Davis, D.(3); Peterson, A. 2(3).

Texas State ip h r er bb so ab bf np Oregon State ip h r er bb so ab bf np

Win - Boyd, M. (3-0). Loss - Finnegan, K. (1-1). Save - None. WP - Finnegan, K.(4); Boes, A.(3); Keenum, S.(1); Boyd, M.(1); Starr, T.. HBP - by Renfro, T. (Peterson, A.); by Renfro, T. (Gordon, M.). BK - Finnegan, K.(1). Inherited runners/scored: Boes, A. 2/2; Starr, T. 2/0; Bryant, T. 2/1. Pitches/strikes: Finnegan, K. 120/68; Renfro, T. 33/17; Boes, A. 25/13; Keenum, S. 20/8; Boyd, M. 82/51; Starr, T. 20/12; Bryant, T. 23/17; Reser, Z. 14/9.

Umpires - HP: Timothy Vessey 1B: Randy Sutton 3B: Kendall Snyder Start: 5:33pm Time: 3:12 Attendance: 2466 Weather: 55 Degrees, Sunny Starr, T. faced 3 batters in the 7th.

Game 15: Oregon State 6, Texas State 4

2013 Oregon State Baseball Texas State at #4 Oregon State Mar 10, 2013 at Corvallis, Ore. (Goss Stadium) Texas State 4 (5-10) Oregon State 6 (15-0)

Score by Innings 1 2 3 4 5 6 7 8 9 R H E Texas State 1 0 1 0 0 1 0 0 1 4 7 1 Oregon State 0 0 0 0 3 3 0 0 X 6 10 1

E - Grist, S.(2); Peterson, A.(2). DP - Texas State 1; Oregon State 1. LOB - Texas State 6; Oregon State 8. 2B - Sah, K.(2); Lovejoy, C.(2); Boyd, B.(1); Smith, M.(1). 3B - Sah, K.(1). HR - Smith, T.(1). HBP - Conforto, M.; Rodriguez, J. SH - Barnes, R.(1). SB - Sah, K.(5). CS - Rulli, N.(1).

Texas State ip h r er bb so ab bf np Oregon State ip h r er bb so ab bf np

Win - Schultz, S. (1-0). Loss - Grist, S. (0-1). Save - Engelbrekt (3). WP - Engelbrekt(1). HBP - by Grist, S. (Rodriguez, J.); by Hart, D. (Conforto, M.). Inherited runners/scored: Humpal, L. 2/2; Hart, D. 1/0; Schultz, S. 2/1. Pitches/strikes: Grist, S. 96/54; Humpal, L. 5/3; Hart, D. 14/14; Lemke, H. 14/9; Wetzler, B. 41/22; Bryant, T. 40/25; Schultz, S. 29/22; Engelbrekt 19/11.

Umpires - HP: Kendall Snyder 1B: Timothy Vessey 3B: Randy Sutton Start: 1:03pm Time: 2:39 Attendance: 2038 Weather: 58 Degrees, Mostly Sunny Humpal, L. faced 2 batters in the 6th.

Game 14: Oregon State 6, Texas State 3

2013 Oregon State Baseball Texas State at #4 Oregon State Mar 09, 2013 at Corvallis, Ore. (Goss Stadium) Texas State 3 (5-9) Oregon State 6 (14-0)

Score by Innings 1 2 3 4 5 6 7 8 9 R H E Texas State 1 0 0 0 0 2 0 0 0 3 6 2 Oregon State 0 0 0 3 1 0 1 1 X 6 10 0

E - Stinnett, J. 2(4). DP - Texas State 1; Oregon State 1. LOB - Texas State 4; Oregon State 8. 2B - Mattlage, G.(3). 3B - Smith, T.(1). SF - Pearson, T.(1).

Texas State ip h r er bb so ab bf np Oregon State ip h r er bb so ab bf np

Win - Moore, A. (4-0). Loss - Black, T. (1-2). Save - Jackson, B. (1). WP - Black, T.(1). PB - Rodriguez, J.(3). Inherited runners/scored: Hart, D. 1/0; Humpal, L. 2/1; Morrow, C. 1/0; Jackson, B. 2/0. Pitches/strikes: Black, T. 107/58; Hart, D. 5/1; Humpal, L. 9/5; Williams, A. 16/10; Morrow, C. 10/3; Moore, A. 91/53; Jackson, B. 39/26.

Umpires - HP: Randy Sutton 1B: Kendall Snyder 3B: Timothy Vessey Start: 2:05pm Time: 2:37 Attendance: 2927 Weather: 58 Degrees, Sunny Hart, D. faced 1 batter in the 7th.

Game 16: San Francisco 5, Oregon State 1

2013 Oregon State Baseball San Francisco at #3 Oregon State Mar 12, 2013 at Corvallis, Ore. (Goss Stadium) San Francisco 5 (7-8) Oregon State 1 (15-1)

Score by Innings 1 2 3 4 5 6 7 8 9 R H E San Francisco 2 0 1 0 0 0 2 0 0 5 10 3 Oregon State 0 0 0 0 0 1 0 0 0 1 4 0

E - Cruikshank(4); Hendriks(1); Weiks(2). DP - Oregon State 1. LOB - USF 11; Oregon State 9. 2B - Turner(3); Zimmer(3); Matranga(2). HR - Davis, D.(1). HBP - Mahood; Rowan; Zimmer; Matthews, J.; Smith, T.; Conforto, M.; SB - Jansen, J.(1).

San Francisco ip h r er bb so ab bf np Oregon State ip h r er bb so ab bf np

Win - Hinkle (4-0). Loss - Child, D. (3-1). Save - Cimber (3). WP - Child, D. 2(3); Brocker, C.(1). HBP - by Cecilio (Matthews, J.); by Cecilio (Conforto, M.); by Child, D. (Mahood); by Painton, T. (Rowan); by Reser, Z. (Zimmer); by Cimber (Smith, T.). PB - Matranga(2). Inherited runners/scored: Hinkle 1/0; Painton, T. 2/1; Brocker, C. 2/0; Bryant, T. 3/2. Pitches/strikes: Cecilio 67/40; Hinkle 49/31; Cimber 36/25; Child, D. 55/31; Painton, T. 58/37; Reser, Z. 10/5; Brocker, C. 4/3; Bryant, T. 37/21.

Umpires - HP: Scott Letendre 1B: Mik Hendrickson 3B: Terry Fischer Start: 5:36pm Time: 3:09 Attendance: 1759

2013 Box Scores

Game 17: Oregon State 6, San Francisco 5

2013 Oregon State Baseball
San Francisco at #3 Oregon State
Mar 13, 2013 at Corvallis, Ore. (Goss Stadium)

San Francisco 5 (7-9) Oregon State 6 (16-1)
Player ab r h rbi bb so po a lob
MAFFEI, Justin cf 5 2 3 0 0 0 2 0 0
MAHOOD, Jason 2b 5 2 2 0 0 0 2 2 1
BRUCE, Harrison lf 2 0 0 0 0 1 2 0 1

Score by Innings 1 2 3 4 5 6 7 8 9 R H E
San Francisco 2 0 0 1 0 0 2 0 0 5 10 0
Oregon State 1 0 2 0 3 0 0 0 0 6 8 2

E - Peterson, A.(3); Davis, D.(1). DP - Oregon State 2. LOB - USF 6; Oregon State 7. 2B - Keyes, K.(4). HBP - Zimmer; Peterson, A.; Conforto, M.; Esposito, N.; SH - Bruce(1). SF - Hendriks(1); Hayes, D.(2). SB - Maffei 2(3); Zimmer(4).

San Francisco ip h r er bb so ab bf np
PULIDO, Andrew 2.1 3 3 3 1 0 10 13 38
LEE, Sheldon 1.2 1 2 2 2 0 5 8 28
MOTT, Bob 2.0 3 1 1 0 1 8 9 27
DELONG, Jesse 1.0 0 0 0 0 0 3 3 14
GRAFF, Ben 0.1 0 0 0 0 0 1 1 3
HIBBERD, Houston 0.1 1 0 0 0 0 2 2 3
COX, Thomas 0.1 0 0 0 0 0 1 1 4

Win - Jackson, B. (3-0). Loss - Lee (0-2). Save - Engelbrekt (4).
WP - Starr, T.(2). HBP - by Starr, T. (Zimmer); by Pulido (Peterson, N.); by Lee (Conforto, M.). PB - Esposito, N.(1). Inherited runners/scored: Lee 2/0; Mott 2/2; Cox 1/0; Jackson, B. 1/0.

Umpires - HP: Mik Hendrickson 1B: Terry Fischer 3B: Scott Letendre
Start: 5:35pm Time: 2:52 Attendance: 1771
Weather: 63 Degrees, Clear

Game 19: Oregon State 4, Arizona 3

2013 Oregon State Baseball
#4 Oregon State at #20 Arizona
Mar 16, 2013 at Tucson, Ariz. (Hi Corbett Field)

Oregon State 4 (18-1,2-0 Pac-12) Arizona 3 (15-7,0-2 Pac-12)
Player ab r h rbi bb so po a lob
Gordon, Max rf 4 0 1 1 0 0 1 2 0 2
Smith, Tyler ss 5 1 1 0 0 2 0 1 0
Conforto, Michael lf 4 1 1 1 0 0 1 1 0 1

Score by Innings 1 2 3 4 5 6 7 8 9 R H E
Oregon State 0 0 0 0 1 3 0 0 0 4 7 2
Arizona 0 0 1 0 2 0 0 0 0 3 10 0

E - Moore, A.(1); Engelbrekt(1). DP - OSU 1. LOB - OSU 7; ARIZ 7. 2B - Davis, D.(6). 3B - Ramer, C.(1). HBP - Gordon, M. SH - Gibbons, Z. 2(3); Newman, K.(4). SF - Rodriguez, J 2(4); Moore, R.(2). SB - Keyes, K.(1); Field, J.(7).

Oregon State ip h r er bb so ab bf np
Moore, Andrew 5.2 9 3 2 0 3 22 25 98
Engelbrekt, Max 1.0 0 0 0 0 1 3 4 14
Brocker, Cole 1.0 1 0 0 0 0 4 4 13
Bryant, Tony 0.2 0 0 0 0 0 2 2 9
Schultz, Scott 0.2 0 0 0 0 0 2 2 8

Win - Moore, A. (5-0). Loss - Farris, J. (3-2). Save - Schultz, S. (3).
HBP - by Crawford, T. (Gordon, M.). BK - Troupe, M.(1). PB - Rodriguez, J 2(6); Moore, R.(5). Inherited runners/scored: Engelbrekt 2/0; Brocker, C. 1/0; Bryant, T. 1/0; Crawford, T. 1/0; Troupe, M. 2/0. Pitches/strikes: Moore, A. 98/66; Engelbrekt 14/10; Brocker, C. 13/8; Bryant, T. 9/5; Schultz, S. 8/6; Farris, J. 94/59; Crawford, T. 35/20; Troupe, M. 24/16.

Umpires - HP: Greg Charles 1B: Joe Bureson 3B: Billy Haze
Start: 6 PM Time: 3:34 Attendance: 3503
Weather: High 70s, Mostly Clear, Breezy

Game 18: Oregon State 6, Arizona 2

2013 Oregon State Baseball
#4 Oregon State at #20 Arizona
Mar 15, 2013 at Tucson, Ariz. (Hi Corbett Field)

Oregon State 6 (17-1,1-0 Pac-12) Arizona 2 (15-6,0-1 Pac-12)
Player ab r h rbi bb so po a lob
Gordon, Max rf 4 1 1 1 0 0 0 0 1
Matthews, Joey ph/lf 1 0 0 0 0 0 2 0 1
Smith, Tyler ss 4 1 2 0 0 0 1 1 2

Score by Innings 1 2 3 4 5 6 7 8 9 R H E
Oregon State 3 0 2 0 1 0 0 0 0 6 14 1
Arizona 0 1 1 0 0 0 0 0 0 2 4 2

E - Smith, T.(5); Dixon, B.(9); Newman, K.(3). DP - ARIZ 1. LOB - OSU 12; ARIZ 4. 2B - Keyes, K.(5); Field, J.(6). HR - Conforto, M.(5). HBP - Smith, T., SH - Peterson, A.(3). SB - Dixon, B.(18).

Oregon State ip h r er bb so ab bf np
Boyd, Matt 7.0 2 2 1 1 6 24 25 118
Jackson, Brandon 2.0 2 0 0 0 2 8 8 29

Win - Boyd, M. (4-0). Loss - Wade, K. (2-1). Save - None.
WP - Wade, K.(1). HBP - by Wade, K. (Smith, T.). PB - Rodriguez, J(4). Inherited runners/scored: Bill, A. 2/0. Pitches/strikes: Boyd, M. 118/69; Jackson, B. 29/21; Wade, K. 107/65; Bill, A. 36/22; Talley, T. 11/7.

Umpires - HP: Billy Haze 1B: Greg Charles 3B: Joe Bureson
Start: 6:02 pm Time: 3:03 Attendance: 2758
Weather: Mid 70s, Clear, Breezy

Game 20: Oregon State 8, Arizona 4

2013 Oregon State Baseball
#4 Oregon State at #20 Arizona
Mar 17, 2013 at Tucson, Ariz. (Hi Corbett Field)

Oregon State 8 (19-1,3-0 Pac-12) Arizona 4 (15-8,0-3 Pac-12)
Player ab r h rbi bb so po a lob
Peterson, Andy 2b 4 0 2 0 0 0 4 1 1
Smith, Tyler ss 5 0 0 0 0 2 2 3 0
Conforto, Michael lf 4 1 2 1 1 1 2 0 1

Score by Innings 1 2 3 4 5 6 7 8 9 R H E
Oregon State 1 1 0 1 0 4 0 1 0 8 10 0
Arizona 0 1 0 0 0 1 2 0 0 4 9 1

E - Dixon, B.(10). DP - OSU 2; ARIZ 1. LOB - OSU 6; ARIZ 11. 2B - Peterson, A.(4); Hayes, D.(3); Casper, J.(3); Rodriguez, J 2(4); Dixon, B.(5). 3B - Newman, K.(2). HR - Conforto, M.(6); Field, J.(3). HBP - Field, J.; Parris, S., SH - Peterson, A.(4); Gordon, M.(1); Keyes, K.(1). SF - Rodriguez, J(5); Ramer, C.(1). SB - Field, J.(8). CS - Gilbert, T.(2).

Oregon State ip h r er bb so ab bf np
Wetzler, Ben 4.2 2 1 1 4 2 15 21 83
Child, Dan 0.2 1 1 1 1 1 2 3 20

Win - Jackson, B. (4-0). Loss - Moffett, C. (2-1). Save - Schultz, S. (4).
WP - Moffett, C.(2); Cunningham(2). HBP - by Wetzler, B. (Field, J.); by Jackson, B. (Parris, S.). Inherited runners/scored: Child, D. 1/0; Jackson, B. 1/1; Engelbrekt 1/1; Schultz, S. 2/0; Cunningham 2/2. Pitches/strikes: Wetzler, B. 83/47; Child, D. 20/10; Jackson, B. 23/13; Engelbrekt 36/21; Schultz, S. 20/12; Moffett, C. 76/45; Cunningham 41/24; Talley, T. 16/10.

Umpires - HP: Joe Bureson 1B: Billy Haze 3B: Greg Charles
Start: 11:58 am Time: 3:26 Attendance: 2901
Weather: Low 80s, Sunny, Breezy
Moffett, C. faced 2 batters in the 6th.

2013 Box Scores

Game 21: Oregon State 5, Arizona State 0

2013 Oregon State Baseball #20 Arizona State at #3 Oregon Stadium Mar 22, 2013 at Corvallis, Ore. (Goss Stadium)

Arizona State 0 (12-6-1,1-3 Pac-12) Oregon State 5 (20-1,4-0 Pac-12) Player ab r h rbi bb so po a lob...

Score by Innings 1 2 3 4 5 6 7 8 9 R H E Arizona State 0 0 0 0 0 0 0 0 0 0 1 1 Oregon State 1 1 1 0 1 1 0 0 X 5 9 0

E - Graybill, D. (2). DP - ASU 1: Oregon State 2. LOB - ASU 2: Oregon State 5. 2B - Barnes, R. (1); Rodriguez, J. (5). SH - Peterson, A. (5). SF - Davis, D. (1). SB - Stankiewicz (3); Conforto, M. (3); Keyes, K. (2); Peterson, A. (4). CS - Conforto, M. (2).

Arizona State ip h r er bb so ab bf np Oregon State ip h r er bb so ab bf np

Win - Boyd, M. (5-0). Loss - Williams, T. (3-2). Save - None. Inherited runners/scored: None. Pitches/strikes: Williams, T. 109/62; Dunbar, M. 21/14; Gillies, D. 7/5; Young, B. 12/8; Boyd, M. 113/72.

Umpires - HP: Danny Mascorro 1B: Joe Maiden 3B: Jason Venzon Start: 5:35pm Time: 2:31 Attendance: 1831 Weather: 51 Degrees, Mostly Clear

Game 22: Arizona State 4, Oregon State 0

2013 Oregon State Baseball #20 Arizona State at #3 Oregon Stadium Mar 23, 2013 at Corvallis, Ore. (Goss Stadium)

Arizona State 4 (13-6-1,2-3 Pac-12) Oregon State 0 (20-2,4-1 Pac-12) Player ab r h rbi bb so po a lob...

Score by Innings 1 2 3 4 5 6 7 8 9 R H E Arizona State 0 0 0 0 1 1 0 1 1 4 10 2 Oregon State 0 0 0 0 0 0 0 0 0 0 0 0

E - Allen, T. (4); Stankiewicz (6). DP - Oregon State 1. LOB - ASU 8; Oregon State 2. 2B - Benjamin (6); Causey, N. (3); Bridgewater (2). HR - Peevyhouse (1). HBP - Allen, T.. SH - Benjamin (2).

Arizona State ip h r er bb so ab bf np Oregon State ip h r er bb so ab bf np

Win - Kellogg, R. (5-0). Loss - Moore, A. (5-1). Save - None. HBP - by Bryant, T. (Allen, T.). Inherited runners/scored: Reser, Z. 1/1; Jackson, B. 1/0; Bryant, T. 1/0; Painton, T. 3/0; Brocker, C. 1/1. Pitches/strikes: Kellogg, R. 110/71; Moore, A. 99/68; Reser, Z. 3/2; Jackson, B. 23/13; Bryant, T. 21/12; Painton, T. 14/8; Brocker, C. 9/6.

Umpires - HP: Joe Maiden 1B: Jason Venzon 3B: Danny Mascorro Start: 2:05pm Time: 2:39 Attendance: 2515 Weather: 54 Degrees, Mostly Sunny Reser, Z. faced 1 batter in the 6th.

Game 23: Oregon State 4, Arizona State 3

2013 Oregon State Baseball #20 Arizona State at #3 Oregon Stadium Mar 24, 2013 at Corvallis, Ore. (Goss Stadium)

Arizona State 3 (13-7-1,2-4 Pac-12) Oregon State 4 (21-2,5-1 Pac-12) Player ab r h rbi bb so po a lob...

Score by Innings 1 2 3 4 5 6 7 8 9 R H E Arizona State 0 1 0 0 2 0 0 0 0 3 8 1 Oregon State 1 0 0 3 0 0 0 0 X 4 4 2

E - Lambson, M. (1); Gordon, M. (1); Schultz, S. (1). DP - ASU 1: Oregon State 1. LOB - ASU 12: Oregon State 11. 2B - Rossiter, M. (7); HBP - Rossiter, M.; Hayes, D.; Conforto, M.; Keyes, K.; Gordon, M. SH - Benjamin (3); Peevyhouse (1); Stankiewicz (1); Peterson, A. (6). SF - Conforto, M. (2); Keyes, K. (2). SB - Peterson, A. (5). CS - Coffman (3); Sewald, J. (1); Stankiewicz (2).

Arizona State ip h r er bb so ab bf np Oregon State ip h r er bb so ab bf np

Win - Engelbrekt (3-0). Loss - McCreery, A. (1-3). Save - Schultz, S. (5). WP - Blackford (4). HBP - by Wetzler, B. (Rossiter, M.); by McCreery, A. (Hayes, D.); by McCreery, A. (Conforto, M.); by McCreery, A. (Gordon, M.); by Blackford (Keyes, K.); PB - Rodriguez, J. (7). Inherited runners/scored: Lambson, M. 2/2; Blackford 2/0; Child, D. 3/1; Engelbrekt 3/0; Schultz, S. 1/0. Pitches/strikes: McCreery, A. 54/27; Lambson, M. 15/5; Blackford 73/39; Dunbar, M. 9/7; Wetzler, B. 74/42; Child, D. 4/0; Engelbrekt 55/28; Schultz, S. 19/10.

Umpires - HP: Jason Venzon 1B: Danny Mascorro 3B: Joe Maiden Start: 12:05pm Time: 3:15 Attendance: 2547 Weather: 55 Degrees, Mostly Sunny Child, D. faced 1 batter in the 5th.

Game 24: San Diego 7, Oregon State 4

2013 Oregon State Baseball #2 Oregon State at San Diego Mar 28, 2013 at San Diego, Calif. (Fowler Park)

Oregon State 4 (21-3) San Diego 7 (17-9) Player ab r h rbi bb so po a lob...

Score by Innings 1 2 3 4 5 6 7 8 9 R H E Oregon State 0 0 3 1 0 0 0 0 0 4 9 5 San Diego 0 2 1 1 0 1 1 1 X 7 7 1

E - Peterson, A. (2); Casper, J. (2); Child, D. (1); DANIEL, A. (7). DP - Oregon State 4: San Diego 1. LOB - Oregon State 10; San Diego 8. 3B - LECHICH, L. (2); HR - Keyes, K. (1); BRYANT, K. (13). HBP - JOE, C. WOOLLEY, C. SH - ROBINSON, A. (2). SF - Davis, D. (2); GREEN, A. (3); SB - Conforto, M. (4); Hendrix, M. (4); Wetzler, B. (2).

Oregon State ip h r er bb so ab bf np San Diego ip h r er bb so ab bf np

Win - MacNABB, M. (2-2). Loss - Starr, T. (0-1). Save - HOMICK, M. (3). WP - WAGNER, M. (2/3); HBP - by Child, D. (WOOLLEY, C.); by Painton, T. (JOE, C.); PB - HAUPT, D. (9). Inherited runners/scored: Starr, T. 3/1; Painton, T. 1/0; Brocker, C. 2/0; Reser, Z. 3/1; Jackson, B. 2/0; MacNABB, M. 1/0; BAYLESS, T. 2/0. Pitches/strikes: Child, D. 68/35; Starr, T. 36/23; Painton, T. 13/8; Brocker, C. 5/3; Reser, Z. 5/3; Jackson, B. 5/4; Davis, D. 21/10; WAGNER, M. 98/62; MacNABB, M. 33/17; BAYLESS, T. 15/9; HOMICK, M. 22/13.

Umpires - HP: Jason Kaminsky 1B: Frank Pflugrad 3B: Gary Gilman Start: 6:04pm Time: 3:35 Attendance: 1017 Weather: 64 Degrees, Clear Brocker, C. faced 1 batter in the 7th.

2013 Box Scores

Game 25: Oregon State 14, San Diego 5

2013 Oregon State Baseball #2 Oregon State at San Diego Mar 29, 2013 at San Diego, Calif. (Fowler Park)

Table with columns for Player, ab, r, h, rbi, bb, so, po, a, lob for Oregon State 14 (22-3) and San Diego 5 (17-10). Includes totals and score by innings.

Score by Innings table showing runs, hits, errors, and total score for both teams.

E - Keyes, K (2); HAGBERG, L(2); JOE, C(5); DANIEL, A(8); WOOLLEY, C 2(11); LECHICH, L(5). DP - Oregon State 1; San Diego 1. LOB - Oregon State 10; San Diego 10. 2B - Davis, D. 2(8); Rodriguez, J(6); HAGBERG, L 2(5); DANIEL, A(6); SMITH, J(2); HR - BRYANT, K(14); SH - Peterson, A (7); HAGBERG, L(2); WOOLLEY, C(2).

Table with columns for Player, ip, h, r, er, bb, so, ab, bf, np for Oregon State and San Diego.

Win - Boyd, M. (6-0). Loss - COVEY, D (1-3). Save - Moore, A. (1). WP - Bryant, T. (1); LECHICH, L 3(5); COVEY, D 2(5); SHANNON, J 2(2); REITZLER, D(1). Inherited runners/scored: Moore, A. 1/0; SHANNON, J 2/2; REITZLER, D 2/2. Pitches/strikes: Boyd, M. 90/50; Bryant, T. 14/8; Moore, A. 49/35; COVEY, D. 76/42; SHANNON, J 11/4; REITZLER, D 15/8; LECHICH, L 78/52; EKSTRAND, S 12/9.

Umpires - HP: Frank Pflugradt 1B: Gary Gilman 3B: Jason Kaminsky Start: 6:04pm Time: 3:18 Attendance: 1155 Weather: 64 Degrees, Mostly Clear SHANNON, J faced 2 batters in the 4th. Bryant, T. faced 3 batters in the 6th.

Game 27: Oregon State 7, Portland 5

2013 Oregon State Baseball Portland at #6 Oregon State Apr 02, 2013 at Corvallis, Ore. (Goss Stadium)

Table with columns for Player, ab, r, h, rbi, bb, so, po, a, lob for Portland 5 (11-17) and Oregon State 7 (23-4). Includes totals and score by innings.

Score by Innings table showing runs, hits, errors, and total score for both teams.

E - Peterson, A.(8). DP - Oregon State 1. LOB - Portland 6; Oregon State 9. 2B - GRUBB, B(8); LUCARELLI, M(4); DAVIS, D.(9); Hayes, D.(4); Rodriguez, J(7). HR - MELBY, J; Hendrix, J.; Conforto, M.; Peterson, A.. SH - GRUBB, B(1); Keyes, K.(2); SF - Casper, J.(1); SB - LUCARELLI, M(2); Hendrix, J.(4).

Table with columns for Player, ip, h, r, er, bb, so, ab, bf, np for Portland and Oregon State.

Win - Brocker, C. (1-0). Loss - FELDTMAN, C (2-1). Save - Schultz, S. (6). WP - Brocker, C. 2(3). HBP - by McALLISTER (Conforto, M.); by Child, D. (MELBY, J); by McALLISTER (Peterson, A.); by LOCKWOOD, J (Hendrix, J.). Inherited runners/scored: FELDTMAN, C 1/1; SNYDER, B 2/0; BUNDA, J 1/1; Brocker, C. 1/1. Pitches/strikes: McALLISTER 87/46; FELDTMAN, C 10/4; SNYDER, B 12/8; BUNDA, J 13/10; LOCKWOOD, J 16/9; Child, D. 51/31; Brocker, C. 45/33; Schultz, S. 56/38.

Umpires - HP: Mik Hendrickson 1B: Todd Ellis 3B: Brent Cunningham Start: 5:35pm Time: 2:56 Attendance: 1918 Weather: 64 Degrees, Mostly Sunny FELDTMAN, C faced 3 batters in the 6th.

Game 26: San Diego 13, Oregon State 3

2013 Oregon State Baseball #2 Oregon State at San Diego Mar 30, 2013 at San Diego, Calif. (Fowler Park)

Table with columns for Player, ab, r, h, rbi, bb, so, po, a, lob for Oregon State 3 (22-4) and San Diego 13 (18-10). Includes totals and score by innings.

Score by Innings table showing runs, hits, errors, and total score for both teams.

E - Peterson, A. 2(7); Keyes, K. 2(5). DP - San Diego 1. LOB - Oregon State 10; San Diego 6. 2B - Barnes, R.(2); Conforto, M.(3); Keyes, K.(6); JOE, C(4); GREEN, A(4); 3B - Day, B.(1); LECHICH, L(4). HR - HAUPT, D(4). HBP - DANIEL, A.; LECHICH, L. SH - HAGBERG, L 2(4); WOOLLEY, C(3); SF - Peterson, A.(1); HAUPT, D(2); SB - Barnes, R.(1); Peterson, A.(6); JOE, C(2).

Table with columns for Player, ip, h, r, er, bb, so, ab, bf, np for Oregon State and San Diego.

Win - MacNABB, M (3-2). Loss - Wetzler, B. (0-1). Save - None. WP - Wetzler, B.(1); Schultz, S.(2). HBP - by Wetzler, B. (LECHICH, L); by Jackson, B. (DANIEL, A). PB - Rodriguez, J(8); Esposito, N.(2). Inherited runners/scored: Engelbrekt 1/1; HOMICK, M 1/0. Pitches/strikes: Wetzler, B. 61/34; Jackson, B. 17/10; Brocker, C. 27/17; Schultz, S. 25/18; Engelbrekt 12/7; CONLON, P 8/15; MacNABB, M 30/23; HOMICK, M 39/25.

Umpires - HP: Gary Gilman 1B: Jason Kaminsky 3B: Frank Pflugradt Start: 1:05pm Time: 2:41 Attendance: 1003 Weather: 70 Degrees, Sunny

Game 28: UCLA 3, Oregon State 2

2013 Oregon State Baseball #6 Oregon State at #10 UCLA Apr 05, 2013 at Los Angeles, Calif. (Jackie Robinson Std)

Table with columns for Player, ab, r, h, rbi, bb, so, po, a, lob for Oregon State 2 (23-5,5-2 Pac-12) and UCLA 3 (19-7,7-3 Pac-12). Includes totals and score by innings.

Score by Innings table showing runs, hits, errors, and total score for both teams.

E - Keyes, K.(6); Casper, J.(8); Plutko(2). DP - Oregon State 1. LOB - Oregon State 6; UCLA 7. 2B - Davis, D.(10); Gallagher 2(3). HR - Williams(1). HBP - Chatterton; Kramer. SH - Peterson, A.(8); Urabe(3). SB - Carroll(18); Chatterton(2). CS - Kramer(6).

Table with columns for Player, ip, h, r, er, bb, so, ab, bf, np for Oregon State and UCLA.

Win - Plutko (3-2). Loss - Boyd, M. (6-1). Save - Berg (6). HBP - by Boyd, M. (Chatterton); by Boyd, M. (Kramer). BK - Plutko(1). Inherited runners/scored: Jackson, B. 1/0; Painton, T. 2/0; Starr, T. 3/0; Berg 1/0. Pitches/strikes: Boyd, M. 108/64; Jackson, B. 5/1; Painton, T. 5/1; Starr, T. 12/8; Plutko 118/74; Weiss 17/11; Berg 19/12.

Umpires - HP: Billy Speck 1B: Adam Dowdy 3B: Steven Corvi Start: 6:02pm Time: 3:15 Attendance: 847 Weather: 65 Degrees, Sunny Jackson, B. faced 1 batter in the 7th. Painton, T. faced 1 batter in the 7th.

2013 Box Scores

Game 29: Oregon State 5, UCLA 0

2013 Oregon State Baseball  
#6 Oregon State at #10 UCLA  
Apr 06, 2013 at Los Angeles, Calif. (Jackie Robinson Std.)

Oregon State 5 (24-5,6-2 Pac-12)

UCLA 0 (19-8,7-4 Pac-12)

Player	ab	r	h	rbi	bb	so	po	a	lob
Barnes, Ryan dh	3	0	2	0	2	0	0	0	1
Jansen, Joey cf	4	0	2	0	1	4	0	0	0
Conforto, Michael lf	5	0	0	0	2	4	0	2	0
Davis, Dylan rf	4	0	0	0	1	1	0	1	0
Hayes, Danny 1b	4	0	0	0	2	6	1	0	0
Keyes, Kevin 3b	3	2	2	0	1	2	1	0	0
Rodriguez, Jake 2b/c	2	1	0	0	1	1	1	0	0
Esposito, Nate c	3	0	2	1	0	0	5	1	0
Smith, Tyler pr/ss	0	0	0	0	0	1	1	0	0
Peterson, Andy ss/2b	4	2	2	0	1	2	6	2	0
Moore, Andrew p	0	0	0	0	0	1	0	0	0
Engelbrekt, Max p	0	0	0	0	0	0	0	0	0
Schultz, Scott p	0	0	0	0	0	0	0	0	0
Totals	32	5	10	5	4	9	27	11	7

Player	ab	r	h	rbi	bb	so	po	a	lob
Carroll, Brian cf	4	0	0	0	0	0	2	1	0
Filla, Eric rf	3	0	0	0	1	1	3	0	0
Kramer, Kevin 3b	2	0	2	0	1	0	0	1	0
Valaika, Pat ss	4	0	0	0	0	0	1	2	0
Regis, Cody 1b	3	0	1	0	1	1	8	1	0
Zelle, Shane c	4	0	2	0	0	1	9	4	3
Williams, Kevin dh	4	0	0	0	0	1	0	0	0
Chatterton, Trent 2b	4	0	1	0	0	0	1	1	0
Moore, Ty lf	2	0	0	0	0	1	2	0	2
Bono, Christoph ph/lf	1	0	0	0	1	1	0	0	1
Vander Tuig, Nick p	0	0	0	0	0	0	1	2	0
Kaprielian, James p	0	0	0	0	0	0	0	0	0
Schuh, Max p	0	0	0	0	0	0	0	0	0
Deeter, Ryan p	0	0	0	0	0	0	0	0	0
Poteet, Cody p	0	0	0	0	0	0	0	0	0
Totals	31	0	6	0	4	6	27	11	9

**Score by Innings**

	1	2	3	4	5	6	7	8	9	R	H	E
Oregon State	0	0	1	0	1	0	0	0	0	3	10	0
UCLA	0	0	0	0	0	0	0	0	0	0	6	0

DP - Oregon State 1. LOB - Oregon State 7; UCLA 9. 2B - Jansen, J.(2); Keyes, K.(7). HBP - Kramer. SH - Jansen, J.(2); Rodriguez, J.(2); Smith, T.(3). SB - Kramer(7); Valaika(5). CS - Barnes, R.(1); Regis(2); Bono(2).

Oregon State	ip	h	r	er	bb	so	ab	bf	np
Moore, Andrew	6.2	4	0	0	3	5	24	28	107
Engelbrekt, Max	1.1	1	0	0	1	0	3	4	15
Schultz, Scott	1.0	1	0	0	0	1	4	4	13

UCLA	ip	h	r	er	bb	so	ab	bf	np
Vander Tuig, Nick	6.2	7	2	2	1	6	24	26	113
Kaprielian, James	0.2	1	0	0	0	1	2	3	5
Schuh, Max	0.1	0	0	0	0	0	1	1	1
Deeter, Ryan	0.2	0	2	2	1	2	4	22	22
Poteet, Cody	0.2	2	1	1	1	1	3	5	18

Win - Moore, A. (6-1). Loss - Vander Tuig (4-3). Save - None.  
WP - Vander Tuig(2); Deeter(3). HBP - by Moore, A. (Kramer). Inherited runners/scored: Engelbrekt 1/0; Kaprielian 2/0; Schuh 1/0; Deeter 1/0; Poteet 2/2. Pitches/strikes: Moore, A. 107/63; Engelbrekt 15/9; Schultz, S. 13/8; Vander Tuig 113/71; Kaprielian 5/5; Schuh 1/1; Deeter 22/12; Poteet 18/12.

Umpires - HP: Adam Dowdy 1B: Steven Corvi 3B: Billy Speck  
Start: 2:02pm Time: 3:17 Attendance: 1001  
Weather: 70 Degrees, Sunny

Game 31: Oregon 6, Oregon State 3

2013 Oregon State Baseball  
#16 Oregon at #6 Oregon State  
Apr 09, 2013 at Corvallis, Ore. (Goss Stadium)

Oregon 6 (24-8)

Oregon State 3 (25-6)

Player	ab	r	h	rbi	bb	so	po	a	lob
Thomas, Brett lf	3	1	0	0	1	2	5	1	1
Payne, Aaron 2b	3	1	2	2	0	0	2	0	0
Healy, Ryan 1b	3	0	0	1	1	7	0	0	0
Tolman, Mitchell 3b	5	1	1	0	0	1	1	4	0
Minjares, Kevin 3b	0	0	0	0	0	0	0	0	0
Heineman, Scott rf	3	1	1	0	0	0	3	0	0
Baumgartner, Tyler dh	4	0	2	1	0	1	0	0	0
Graham, Josh c	3	1	0	0	0	0	8	0	2
Hofmann, Connor cf	3	0	0	1	0	1	0	0	0
Altobelli, J.J. ss	4	1	1	0	1	1	1	0	0
Spencer, Jordan p	0	0	0	0	0	0	0	0	0
Gold, Jeff p	0	0	0	0	0	0	1	0	0
Hunter, Darrell p	0	0	0	0	0	1	0	0	0
Jones, Christian p	0	0	0	0	0	0	0	0	0
Cleavinger, Garrett p	0	0	0	0	0	0	0	0	0
Sherfy, Jimmie p	0	0	0	0	0	0	0	0	0
Totals	31	6	7	5	4	6	27	6	7

Player	ab	r	h	rbi	bb	so	po	a	lob
Barnes, Ryan dh	4	0	1	0	0	1	0	0	0
Peterson, Andy ss	5	1	1	0	0	1	2	5	1
Conforto, Michael lf	4	0	1	0	0	1	3	0	0
Davis, Dylan rf	3	0	2	0	1	1	1	0	0
Hayes, Danny 1b	3	0	0	0	1	0	11	1	1
Rodriguez, Jake c	2	0	0	1	2	1	6	0	1
Keyes, Kevin 2b	4	1	1	0	0	1	2	4	5
Casper, Jerad 3b	4	1	1	0	0	0	1	0	0
Jansen, Joey cf	4	0	1	0	0	2	1	0	0
Starr, Taylor p	0	0	0	0	0	0	0	0	0
Painton, Tyler p	0	0	0	0	0	0	0	0	0
Bryant, Tony p	0	0	0	0	0	0	1	0	0
Jackson, Brandon p	0	0	0	0	0	0	0	0	2
Engelbrekt, Max p	0	0	0	0	0	0	0	0	0
Brocker, Cole p	0	0	0	0	0	0	0	0	0
Totals	33	3	8	3	4	8	27	13	8

**Score by Innings**

	1	2	3	4	5	6	7	8	9	R	H	E
Oregon	0	2	1	0	0	0	0	0	3	6	7	1
Oregon State	1	0	0	2	0	0	0	0	0	3	8	0

E - Hofmann(1). DP - Oregon 1; Oregon State 2. LOB - Oregon 7; Oregon State 8. 2B - Barnes, R.(3); Davis, D.(11); Keyes, K.(8). 3B - Payne(2). HBP - Thomas; Heineman; Graham. SH - Hofmann(7); Barnes, R.(3). SF - Healy(2).

Oregon	ip	h	r	er	bb	so	ab	bf	np
Spencer, Jordan	2.2	4	1	1	2	2	12	14	50
Gold, Jeff	1.1	2	2	1	0	1	5	6	26
Hunter, Darrell	2.0	2	0	0	1	0	7	8	31
Jones, Christian	1.0	0	0	0	1	2	3	4	21
Cleavinger, Garrett	1.0	0	0	0	1	3	3	12	12
Sherfy, Jimmie	1.0	0	0	0	0	2	3	16	16

Oregon State	ip	h	r	er	bb	so	ab	bf	np
Starr, Taylor	3.0	3	3	3	1	4	12	16	71
Painton, Tyler	0.2	0	0	0	1	0	2	4	11
Bryant, Tony	2.1	2	0	0	1	1	8	9	32
Jackson, Brandon	2.1	1	1	1	0	1	7	7	16
Engelbrekt, Max	0.0	1	2	2	1	0	1	2	10
Brocker, Cole	0.2	0	0	0	0	0	1	2	5

Win - Cleavinger (1-0). Loss - Jackson, B. (4-1). Save - Sherfy (9).  
WP - Starr, T. 4(6). HBP - by Starr, T. (Heineman); by Starr, T. (Graham); by Painton, T. (Thomas). Inherited runners/scored: Gold 1/0; Bryant, T. 2/0; Jackson, B. 1/0; Engelbrekt 1/1; Brocker, C. 1/1. Pitches/strikes: Spencer 50/28; Gold 26/17; Hunter 31/17; Jones 21/12; Cleavinger 12/8; Sherfy 16/10; Starr, T. 71/41; Painton, T. 11/4; Bryant, T. 32/20; Jackson, B. 16/13; Engelbrekt 10/5; Brocker, C. 5/3.

Umpires - HP: Timothy Vessey 1B: Shawn Rakos 3B: Randy Sutton  
Start: 4:05pm Time: 3:16 Attendance: 2722  
Weather: 64 Degrees, Mostly Cloudy  
Bryant, T. faced 1 batter in the 7th.  
Engelbrekt faced 2 batters in the 9th.

Game 30: Oregon State 5, UCLA 2

2013 Oregon State Baseball  
#6 Oregon State at #10 UCLA  
Apr 07, 2013 at Los Angeles, Calif. (Jackie Robinson Std.)

Oregon State 5 (25-5,7-2 Pac-12)

UCLA 2 (19-9,7-5 Pac-12)

Player	ab	r	h	rbi	bb	so	po	a	lob
Barnes, Ryan dh	4	1	2	0	0	1	0	0	0
Peterson, Andy ss/2b	4	0	1	1	0	1	1	0	0
Conforto, Michael lf	3	2	2	1	0	1	0	1	0
Davis, Dylan rf	4	0	2	0	1	4	0	1	0
Rodriguez, Jake 2b/c	4	0	1	2	0	2	4	2	3
Keyes, Kevin 3b	3	0	0	1	0	2	2	0	0
Casper, Jerad 1b	1	0	0	0	0	1	0	2	0
Hayes, Danny ph/1b	3	0	1	0	0	1	5	1	0
Esposito, Nate c	4	0	0	0	0	1	4	2	5
Smith, Tyler ss	1	0	0	0	1	2	2	1	0
Mathews, Joey cf	3	1	1	0	0	2	1	0	0
Jansen, Joey cf	1	1	1	0	0	1	0	1	0
Wetzler, Ben p	0	0	0	0	0	0	1	0	0
Starr, Taylor p	0	0	0	0	0	0	1	0	0
Schultz, Scott pr/p	0	0	0	0	0	0	0	0	0
Totals	35	5	11	5	4	11	27	10	12

Player	ab	r	h	rbi	bb	so	po	a	lob
Carroll, Brian cf	3	1	1	0	1	0	2	0	0
Chatterton, Trent 2b	4	0	0	0	0	2	2	4	1
Kramer, Kevin 3b	4	0	2	0	0	1	1	1	0
Valaika, Pat ss	4	0	0	0	0	0	1	2	1
Zelle, Shane c	3	0	0	0	0	2	8	1	0
Williams, Kevin ph	1	0	0	0	0				

2013 Box Scores

Game 33: Oregon State 8, Utah 3

2013 Oregon State Baseball  
Utah at #6 Oregon State  
Apr 13, 2013 at Corvallis, Ore. (Goss Stadium)

Utah 3 (14-16,4-10 Pac-12)											Oregon State 8 (27-6,9-2 Pac-12)										
Player	ab	r	h	rbi	bb	so	po	a	lob		Player	ab	r	h	rbi	bb	so	po	a	lob	
Anderson, Braden cf	3	1	0	0	2	0	1	0	3		Smith, Tyler ss	4	0	1	2	1	2	3	2	0	
Davis, Kody 2b	3	1	0	0	0	1	2	0			Peterson, Andy 2b	5	2	3	0	0	1	3	2	2	
Nielsen, Trey 1b	4	0	1	1	0	2	10	0	0		Conforto, Michael lf	4	1	1	1	0	1	0	3	0	
Bennett, TJ 3b	4	0	2	1	0	0	2	1	0		Davis, Dylan rf	5	2	2	2	0	1	2	0	1	
Relf, Tyler rf	4	0	1	0	0	1	0	0	2		Barnes, Ryan 1b	3	0	1	1	0	0	8	0	0	
Eppard, Connor dh	3	1	1	0	0	1	0	0	0		Keyes, Kavin 3b	4	1	1	1	0	1	0	3	2	
Yagi, Tyler lf	2	0	0	0	0	3	0	0	0		Day, Beau dh	4	1	4	2	0	0	0	0	0	
Smith, Wyler ph/lf	2	0	1	0	0	1	0	0	0		Esposito, Nate c	1	1	0	0	3	0	6	0	0	
Armijo, Konnor c	2	0	1	0	1	5	2	0	0		Matthews, Joey cf	2	0	0	0	0	1	0	0	0	
Larsen, Bliss ph	1	0	0	0	1	0	0	0	0		Hendrix, Jeff ph/cf	2	0	0	0	0	1	1	0	3	
Hunt, Cory ss	3	0	0	1	0	2	4	2	0		Moore, Andrew p	0	0	0	0	0	0	2	0	0	
Carroll, Dalton p	0	0	0	0	0	0	0	0	0		Engelbrekt, Max p	0	0	0	0	0	0	0	0	0	
Chapman, Josh p	0	0	0	0	0	0	2	0	0		Jackson, Brandon p	0	0	0	0	0	0	0	0	0	
West, Luke p	0	0	0	0	0	0	0	0	0		Totals	34	8	13	8	5	6	27	9	8	
Totals	31	3	7	3	3	6	24	11	7												

Score by Innings	1	2	3	4	5	6	7	8	9	R	H	E
Utah	0	0	0	1	0	1	1	0	0	3	7	1
Oregon State	1	0	0	2	4	0	1	0	X	8	13	1

E - Anderson, B. (1); Smith, T. (6). DP - Utah 1; Oregon State 1. LOB - Utah 7; Oregon State 8. 2B - Bennett, TJ 2(4); Smith, W. (2); Smith, T. (2); Davis, D. (12); Barnes, R. (4). SH - Davis(5); Eppard(2); Barnes, R. (4). SF - Hunt, Cory(1). SB - Peterson, A. (8); Davis, D. (5). CS - Smith, T. (1).

Utah											Oregon State										
ip	h	r	er	bb	so	ab	bf	np			ip	h	r	er	bb	so	ab	bf	np		
Carroll, Dalton	4.0	8	6	6	4	3	18	22	85		Moore, Andrew	6.2	5	3	3	3	5	21	27	85	
Chapman, Josh	3.0	4	2	1	1	3	12	14	44		Engelbrekt, Max	0.1	0	0	0	0	0	1	1	2	
West, Luke	1.0	1	0	0	0	0	4	4	13		Jackson, Brandon	2.0	2	0	0	0	1	9	9	30	

Win - Moore, A. (7-1). Loss - Carroll, Dln (3-3). Save - None.  
WP - Carroll, Dln(7). BK - Carroll, Dln(2). PB - Armijo(4). Inherited runners/scored: Chapman 1/1; Engelbrekt 1/0.  
Pitchers/strikes: Carroll, Dln 85/44; Chapman 44/29; West, Luke 13/8; Moore, A. 85/54; Engelbrekt 2/1; Jackson, B. 30/18.

Umpires - HP: Billy Haze 1B: Kelly Gonzales 3B: Scott Higgins  
Start: 2:03pm Time: 2:34 Attendance: 2164  
Weather: 54 Degrees, Mostly Cloudy  
Carroll, Dln faced 3 batters in the 5th.

Game 34: Oregon State 4, Utah 1

2013 Oregon State Baseball  
Utah at #6 Oregon State  
Apr 14, 2013 at Corvallis, Ore. (Goss Stadium)

Utah 1 (14-17,4-11 Pac-12)											Oregon State 4 (28-6,10-2 Pac-12)										
Player	ab	r	h	rbi	bb	so	po	a	lob		Player	ab	r	h	rbi	bb	so	po	a	lob	
Anderson, Braden cf	4	0	0	0	0	1	0	0	1		Smith, Tyler ss	3	0	1	0	1	0	0	4	0	
Davis, Kody 2b	4	0	0	0	0	1	2	0			Peterson, Andy 2b	3	0	1	0	0	1	2	4	0	
Nielsen, Trey 1b	4	0	1	0	0	1	8	2	0		Conforto, Michael lf	3	1	0	0	1	1	0	0	1	
Young, AJ dh	4	1	1	0	0	2	0	0	0		Davis, Dylan cf	3	1	1	0	0	0	1	0	1	
Relf, Tyler rf	3	0	0	0	1	2	0	1			Jansen, Joey cf	1	0	1	0	0	0	0	0	0	
Bennett, TJ 3b	2	0	0	0	1	1	0	0	0		Barnes, Ryan rf	3	1	2	1	0	1	1	2	0	
Smith, Wyler lf	3	0	1	1	0	1	2	0	0		Day, Beau dh	3	1	2	2	1	1	0	0	0	
Armijo, Konnor c	2	0	0	0	1	1	8	2	0		Matthews, Joey pr	0	0	0	0	0	0	0	0	0	
Hunt, Cory ss	2	0	0	0	1	2	0	3	2		Casper, Jerad 1b	3	0	1	1	0	1	12	0	0	
Banks, Tanner p	0	0	0	0	0	0	2	0	0		Hendrix, Jeff ph	0	0	0	0	0	0	0	0	0	
Pond, Joe p	0	0	0	0	0	0	1	0	1		Clark, Gabe ph	0	0	0	0	1	0	0	0	0	
Green, Nick p	0	0	0	0	0	0	0	0	0		Hayes, Danny 1b	0	0	0	0	0	0	0	0	0	
Totals	28	1	3	1	3	10	24	10	4		Keyes, Kavin 3b	4	0	1	0	2	0	2	0	2	

Score by Innings	1	2	3	4	5	6	7	8	9	R	H	E
Utah	0	1	0	0	0	0	0	0	0	1	3	1
Oregon State	0	0	4	0	0	0	0	0	X	4	10	0

E - Nielsen(5). DP - Utah 1; Oregon State 1. LOB - Utah 4; Oregon State 7. 2B - Young, AJ(2); Day, B. (1); Casper, J. (4). SH - Relf(3); Peterson, A. (9); Barnes, R. (5). SB - Nielsen(4). CS - Smith, T. (2); Jansen, J. (2).

Utah											Oregon State										
ip	h	r	er	bb	so	ab	bf	np			ip	h	r	er	bb	so	ab	bf	np		
Banks, Tanner	3.0	7	4	4	2	0	14	17	74		Wetzel, Ben	6.1	3	1	1	3	8	20	24	107	
Pond, Joe	4.1	3	0	0	1	6	14	16	65		Bryant, Tony	1.2	0	0	0	0	2	5	5	22	
Green, Nick	0.2	0	0	0	1	1	2	14		Schultz, Scott	1.0	0	0	0	0	0	3	3	11		

Win - Wetzel, B. (2-1). Loss - Banks, T. (1-4). Save - Schultz, S. (8).  
WP - Wetzel, B. (2). Inherited runners/scored: Green, N. 2/0. Pitches/strikes: Banks, T. 74/45; Pond 65/41; Green, N. 14/7; Wetzel, B. 107/67; Bryant, T. 22/17; Schultz, S. 11/7.

Umpires - HP: Kelly Gonzales 1B: Scott Higgins 3B: Billy Haze  
Start: 12:06pm Time: 2:48 Attendance: 1865  
Weather: 50 Degrees, Cloudy

Game 35: Oregon 5, Portland 1

2013 Oregon State Baseball  
#5 Oregon State at Portland  
Apr 17, 2013 at Portland, Ore. (Joe Etzel Field)

Oregon State 5 (29-6)											Portland 1 (13-24)										
Player	ab	r	h	rbi	bb	so	po	a	lob		Player	ab	r	h	rbi	bb	so	po	a	lob	
Jansen, Joey cf	2	0	0	0	0	2	0	0	0		ARMENTA, Nick cf	4	0	1	1	0	0	2	0	0	
Gordon, Max ph/cf	0	0	1	0	0	0	0	0	0		LUCARELLI, Michael ss	4	0	0	0	2	1	4	1		
Rullif, Nick ph/cf	1	0	0	0	0	0	0	1			LENAHAN, Cody 2b	4	0	2	0	0	1	3	2	0	
Hendrix, Jeff cf	1	0	0	0	1	0	0	0	0		WHALEN, Caleb rf	4	0	0	0	2	0	0	0	1	
Smith, Tyler ss	4	0	1	1	0	1	0	3	0		GRUBB, Ben dh	3	0	0	0	0	1	0	0	0	
Conforto, Michael lf	4	0	0	0	3	2	0	2			SCOTT, Kramer lf	3	0	1	0	0	1	0	0	0	
Day, Beau dh	3	0	0	1	2	0	0	0			FRATTALI, Brian 1b	3	1	1	0	0	11	1	0		
Barnes, Ryan rf	4	0	2	0	0	1	0	0			FRASER, Beau c	2	0	0	0	1	8	3	0		
Keyes, Kavin 3b	3	1	0	0	1	1	5	0			McCoy, Zack 3b	3	0	0	0	0	1	0	1	0	
Rodriguez, Jake c	3	1	0	1	2	8	1	2			TORSON, Zach p	0	0	0	0	0	0	2	0	0	
Hayes, Danny 1b	4	3	4	2	0	10	1	0			BUNDA, JR p	0	0	0	0	0	0	0	0	0	
Peterson, Andy 2b	3	0	2	1	0	0	2	0			SNYDER, Brandon p	0	0	0	0	0	0	0	0	0	
Child, Dan p	0	0	0	0	0	1	1	0			LOCKWOOD, Jackson p	0	0	0	0	0	0	0	0	0	
Brocker, Cole p	0	0	0	0	0	0	0	0			BURRRIGHT, Jeremy p	0	0	0	0	0	0	0	0	0	
Totals	32	5	9	5	2	10	27	11	5		Totals	30	1	5	1	0	7	27	12	3	

Score by Innings	1	2	3	4	5	6	7	8	9	R	H	E
Oregon State	0	0	1	0	1	3	0	0	0	5	9	1
Portland	0	0	1	0	0	0	0	0	0	1	5	1

E - Rodriguez, J(2); WHALEN, C(4). DP - Portland 1. LOB - Oregon State 5; Portland 3. 2B - Barnes, R. (5); Hayes, D. 2(7). HBP - Keyes, K., SH - Gordon, M. (2); Peterson, A. (10); FRASER, B. (8). SB - Smith, T. (7). CS - Barnes, R. (2); LENAHAN, C. (4).

Oregon State											Portland										
ip	h	r	er	bb	so	ab	bf	np			ip	h	r	er	bb	so	ab	bf	np		
Child, Dan	8.0	4	1	1	0	6	26	27	72		TORSON, Zach	4.0	5	2	2	1	5	16	18	67	
Brocker, Cole	1.0	1	0	0	0	1	4	4	15		BUNDA, JR	1.2	2	3	3	1	2	6	9	25	
											SNYDER, Brandon	1.1	0	0	0	1	4	4	15		
											LOCKWOOD, Jackson	1.0	1	0	0	0	1	3	3	14	
											BURRRIGHT, Jeremy	1.0	1	0	0	0	1	3	3	11	

Win - Child, D. (4-1). Loss - TORSON, Z. (0-5). Save - None.  
WP - Child, D. (4); BUNDA, J(2). HBP - by BUNDA, J. (Keyes, K.). Inherited runners/scored: BUNDA, J 2/1; SNYDER, B 1/0. Pitches/strikes: Child, D. 72/55; Brocker, C. 15/10; TORSON, Z 67/41; BUNDA, J 25/15; SNYDER, B 15/9; LOCKWOOD, J 14/8; BURRRIGHT, J 11/8.

Umpires - HP: Michael Goebel 1B: Steve Hilgendorf 3B: Jonathan Jackson  
Start: 3:01pm Time: 2:12 Attendance: 1007  
Weather: 60 Degrees, Mostly Cloudy  
TORSON, Z faced 2 batters in the 5th.

Game 36: Washington 5, Oregon State 1

2013 Oregon State Baseball  
#5 Oregon State at Washington (Game 1)  
Apr 20, 2013 at Seattle, Wash. (Husky Ballpark)

Oregon State 1 (29-7,10-3 Pac-12)											Washington 5 (10-25,4-9 Pac-12)										
Player	ab	r	h	rbi	bb	so	po	a	lob		Player	ab	r	h	rbi	bb	so	po	a	lob	
Smith, Tyler ss	4	0	1	0	0	2	1	5	0		Ray, Jayce rf	5									

2013 Box Scores

Game 37: Washington 10, Oregon State 3

2013 Oregon State Baseball #5 Oregon State at Washington (Game 2) Apr 20, 2013 at Seattle, Wash. (Husky Ballpark)

Table with columns for Player, ab, r, h, rbi, bb, so, po, a, lob for Oregon State 3 and Washington 10.

Score by Innings table for Game 37.

E - Keyes, K. (2B); Mitsui, DP - Oregon State 3; Washington 1. LOB - Oregon State 11; Washington 8. 2B - Davis, D. (13); Pehl; Mitsui; Bishop. 3B - Keyes, K. (1). HBP - Pehl; Wiggins; Bishop. SH - Smith, T. (4); Ray; Ely. 2. SF - Bishop. CS - Pehl.

Table with columns for Player, ip, h, r, er, bb, so, ab, bf, np for Oregon State and Washington.

Win - Kane (1-2). Loss - Schultz, S. (1-1). Save - None. WP - Reser, Z. (1); Wright. HBP - by Moore, A. (Pehl); by Moore, A. (Bishop); by Schultz, S. (Wiggins). PB - Rodriguez, J. (10). Inherited runners/scored: Jackson, B. 2/0; Bryant, T. 3/1; Schultz, S. 1/1; Brocker, C. 2/2; Reser, Z. 2/2; Painton, T. 3/1; Kane 2/0. Pitches/strikes: Moore, A. 90/57; Jackson, B. 2/2; Bryant, T. 2/1; Engelbrekt 4/2; Schultz, S. 17/11; Brocker, C. 12/7; Reser, Z. 13/5; Painton, T. 11/4; Voth 130/79; Wright 19/10; Kane 16/10.

Game 39: Oregon State 4, Seattle 3

2013 Oregon State Baseball #7 Oregon State at Seattle Apr 22, 2013 at Bellevue, Wash. (Bannerwood Park)

Table with columns for Player, ab, r, h, rbi, bb, so, po, a, lob for Oregon State 4 and Seattle 3.

Score by Innings table for Game 39.

E - Smith, T. (2B). DP - Seattle 1. LOB - Oregon State 8; Seattle 14. 2B - Hayes, D. (9); 3B - Smith, T. (2); Latta, N.. HR - Hayes, D. (2). HBP - Narby, S.; Latta, N.. SH - Roberts, N.; Latta, N.. CS - Peterson, A. (3); Fields, C.; Latta, N..

Table with columns for Player, ip, h, r, er, bb, so, ab, bf, np for Oregon State and Seattle.

Win - Schultz, S. (2-1). Loss - Stidham, M. (0-1). Save - None. HBP - by Schultz, S. (Latta, N.); by Schultz, S. (Narby, S.). Inherited runners/scored: Bryant, T. 3/0; Engelbrekt 2/0; Brocker, C. 2/0; Schultz, S. 3/0; Dennis, W. 3/1; Ewing, E. 1/0. Pitches/strikes: Child, D. 51/29; Brocker, C. 45/28; Jackson, B. 11/3; Engelbrekt 35/21; Brocker, C. 5/1; Schultz, S. 83/61; Moore, C. 78/48; Dennis, W. 29/20; Ewing, E. 5/3; Doyle, K. 16/9; Yardley, E. 52/37; Stidham, M. 13/9.

Umpires - HP: Randy Sutton 1B: Scott Williams 3B: Steve Hilgendorf Start: 2:57pm Time: 4:25 Attendance: 263

Game 38: Oregon State 8, Washington 0

2013 Oregon State Baseball #5 Oregon State at Washington Apr 21, 2013 at Seattle, Wash. (Husky Ballpark)

Table with columns for Player, ab, r, h, rbi, bb, so, po, a, lob for Oregon State 8 and Washington 0.

Score by Innings table for Game 38.

DP - Oregon State 1; Washington 1. LOB - Oregon State 6; Washington 5. 2B - Gordon, M. (1); Smith, T. (3); Davis, D. (14); Hayes, D. (8); Keyes, K. (9). HR - Davis, D. (2). HBP - Peterson, A. (9).

Table with columns for Player, ip, h, r, er, bb, so, ab, bf, np for Oregon State and Washington.

Win - Wetzler, B. (3-1). Loss - Davis (1-6). Save - None. WP - Wright. HBP - by Wetzler, B. (Bishop). Inherited runners/scored: Wright 2/0. Pitches/strikes: Wetzler, B. 107/68; Davis 28/18; Wright 67/39; Rallings 26/22; Ballowe 24/14.

Umpires - HP: Mark Buchanan 1B: Joe Burleson 3B: Steve Mattingly Start: 1:03pm Time: 2:31 Attendance: 820 Weather: 52 Degrees, Cloudy

Game 40: Oregon State 10, USC 4

2013 Oregon State Baseball USC at #7 Oregon State Apr 26, 2013 at Corvallis, Ore. (Goss Stadium)

Table with columns for Player, ab, r, h, rbi, bb, so, po, a, lob for USC 4 and Oregon State 10.

Score by Innings table for Game 40.

E - Keyes, K. (2B). DP - Oregon State 1. LOB - USC 3; Oregon State 12. 2B - Conforto, M. (2(5)); Davis, D. (15); Hayes, D. (10). HR - Landecker, A. (1); Swick, K. (1). HBP - Stubbs, G.; Rodriguez, J. SH - Barnes, R. (6). SF - Hayes, D. (3). SB - Peterson, A. (10); Rodriguez, J. (2). CS - Roberts, J. (4).

Table with columns for Player, ip, h, r, er, bb, so, ab, bf, np for USC and Oregon State.

Win - Boyd, M. (8-2). Loss - Wheatley, Bo (3-3). Save - None. WP - Jackson, B. (2(2)). HBP - by Boyd, M. (Stubbs, G.); by Munson, M. (Rodriguez, J.). Inherited runners/scored: Krisko, B. 2/0; Jackson, B. 1/1. Pitches/strikes: Wheatley, Bo 96/62; Munson, M. 28/15; Krisko, B. 3/2; Guillen, J. 34/16; Boyd, M. 103/71; Jackson, B. 16/11.

Umpires - HP: Travis Katzenmeier 1B: Patrick Riley 3B: Jake Uhlenhopp Start: 4:08pm Time: 2:54 Attendance: 2934 Weather: 80 Degrees, Sunny



2013 Box Scores

Game 41: Oregon State 3, USC 0

2013 Oregon State Baseball  
USC at #7 Oregon State  
Apr 27, 2013 at Corvallis, Ore. (Goss Stadium)

USC 0 (16-25,8-12 Pac-12)										Oregon State 3 (33-8,13-4 Pac-12)									
Player	ab	r	h	rbi	bb	so	po	a	lob	Player	ab	r	h	rbi	bb	so	po	a	lob
Stahel, Bobby lf	4	0	2	0	0	0	2	0	1	Smith, Tyler ss	4	0	2	1	0	0	5	5	0
Landecker, Adam dh	4	0	1	0	0	0	0	0	0	Peterson, Andy 2b	3	0	0	0	1	0	2	1	1
Flores, Dante 1b	4	0	0	0	0	12	1	0	0	Conforto, Michael lf	4	1	1	1	0	1	1	1	2
Roberts, James 2b	3	0	0	0	1	0	2	2	0	Davis, Dylan rf	2	1	0	0	1	1	5	0	0
Lacey, Blake ss	4	0	0	0	1	1	4	3	0	Barnes, Ryan dh	3	0	1	1	0	1	0	0	0
Zebrack, Greg rf	3	0	0	0	0	0	0	0	0	Hayes, Danny 1b	3	0	0	0	0	6	1	0	0
Swick, Kevin 3b	2	0	0	0	1	1	0	0	0	Rodriguez, Jake c	2	1	1	0	1	1	2	2	0
Stubbs, Garrett c	3	0	2	0	0	3	3	0	0	Keyes, Kavin 3b	2	0	0	0	0	3	2	0	0
Robinson, Timmy cf	2	0	0	0	0	4	0	1	0	Gordon, Max cf	2	0	0	0	0	2	0	0	0
Strahan, Wyatt p	0	0	0	0	0	0	4	0	0	Moore, Andrew p	0	0	0	0	0	0	1	0	0
Adler, Sean p	0	0	0	0	0	0	0	0	0	Bryant, Tony p	0	0	0	0	0	0	0	0	0
Totals	29	0	5	0	2	24	14	5		Totals	25	3	5	3	3	4	27	12	3

Score by Innings	1	2	3	4	5	6	7	8	9	R	H	E
USC	0	0	0	0	0	0	0	0	0	0	5	0
Oregon State	0	1	0	1	0	0	0	1	X	3	5	2

E - Smith, T. (9); Peterson, A. (9). DP - USC 1; Oregon State 2. LOB - USC 5; Oregon State 3. HR - Conforto, M. (7). HBP - Robinson, T.; Gordon, M., SH - Keyes, K. (4). CS - Stahel, B. (1); Barnes, R. (3); Rodriguez, J. (1).

USC													Oregon State												
Player	ip	h	r	er	bb	so	ab	bf	np	Player	ip	h	r	er	bb	so	ab	bf	np						
Strahan, Wyatt	7.2	5	3	3	3	24	29	115		Moore, Andrew	7.2	5	0	0	2	1	25	28	81						
Adler, Sean	0.1	0	0	0	0	1	1	1	8	Bryant, Tony	1.1	0	0	0	0	1	4	4	18						

Win - Moore, A. (8-1). Loss - Strahan, W. (2-3). Save - Bryant, T. (1).  
WP - Strahan, W. (5). HBP - by Strahan, W. (Gordon, M.); by Moore, A. (Robinson, T.). PB - Rodriguez, J. (1).  
Inherited runners/scored: Adler, S. 2/0. Pitches/strikes: Strahan, W. 115/62; Adler, S. 8/5; Moore, A. 81/56; Bryant, T. 18/10.

Umpires - HP: Patrick Riley 1B: Jake Uhlenhopp 3B: Travis Katzenmeier  
Start: 2:05pm Time: 2:13 Attendance: 3103  
Weather: 75 Degrees, Sunny

Game 42: Oregon State 6, USC 1

2013 Oregon State Baseball  
USC at #7 Oregon State  
Apr 28, 2013 at Corvallis, Ore. (Goss Stadium)

USC 1 (16-26,8-13 Pac-12)										Oregon State 6 (34-8,14-4 Pac-12)									
Player	ab	r	h	rbi	bb	so	po	a	lob	Player	ab	r	h	rbi	bb	so	po	a	lob
Stahel, Bobby lf	4	0	0	0	0	3	0	0	0	Smith, Tyler ss	4	1	1	0	1	1	1	4	0
Landecker, Adam dh	4	0	1	0	0	0	0	0	0	Peterson, Andy 2b	2	2	2	1	1	0	1	4	0
Roberts, James 2b	4	1	2	1	0	1	1	0	0	Conforto, Michael lf	4	2	2	1	0	1	2	0	2
Robinson, Timmy cf	4	0	0	0	0	3	0	2	0	Davis, Dylan rf	2	0	1	2	1	0	3	0	2
Lacey, Blake ss	3	0	0	0	0	1	3	0	0	Barnes, Ryan 1b	2	0	0	1	1	0	11	1	0
Zebrack, Greg rf	3	0	2	0	0	0	2	0	0	Day, Beau dh	3	0	1	1	0	1	0	0	0
Stubbs, Garrett c	2	0	0	0	2	7	2	0	0	Hayes, Danny ph	0	0	0	0	1	0	0	0	0
Swick, Kevin 3b	3	0	0	0	1	0	2	1	0	Rodriguez, Jake c	4	0	0	0	1	5	1	5	5
Ramirez, AJ 1b	3	0	1	0	0	1	7	0	0	Keyes, Kavin 3b	4	1	1	0	2	0	3	0	0
Twomey, Kyle p	0	0	0	0	0	0	1	0	0	Gordon, Max cf	2	0	1	0	2	0	3	0	0
Davis, Kyle p	0	0	0	0	0	0	2	0	0	Wetzler, Ben p	0	0	0	0	0	0	1	0	0
Totals	30	1	6	1	0	5	24	10	3	Totals	27	6	9	6	7	6	27	14	9

Score by Innings	1	2	3	4	5	6	7	8	9	R	H	E
USC	0	0	0	1	0	0	0	0	0	1	6	0
Oregon State	2	1	0	0	2	0	1	0	X	6	9	0

DP - USC 1; Oregon State 1. LOB - USC 3; Oregon State 9. 2B - Davis, D. (16). HR - Roberts, J. (4). HBP - Conforto, M., SH - Stubbs, G. (4); Peterson, A. (11). SF - Peterson, A. (2); Davis, D. (3); Barnes, R. (2). SB - Smith, T. (8); Peterson, A. (11); Gordon, M. (1). CS - Zebrack, G. (3); Conforto, M. (3).

USC													Oregon State												
Player	ip	h	r	er	bb	so	ab	bf	np	Player	ip	h	r	er	bb	so	ab	bf	np						
Twomey, Kyle	4.0	6	5	5	4	3	15	22	79	Wetzler, Ben	8.0	6	1	1	1	0	5	27	28	101					
Davis, Kyle	4.0	3	1	1	3	3	12	17	73	Schultz, Scott	1.0	0	0	0	0	0	3	3	11						

Win - Wetzler, B. (4-1). Loss - Twomey, K. (2-5). Save - None.  
HBP - by Twomey, K. (Conforto, M.). Inherited runners/scored: Davis, K. 2/1. Pitches/strikes: Twomey, K. 79/42; Davis, K. 73/40; Wetzler, B. 101/73; Schultz, S. 11/8.

Umpires - HP: Jake Uhlenhopp 1B: Travis Katzenmeier 3B: Patrick Riley  
Start: 12:05pm Time: 2:32 Attendance: 2547  
Weather: 65 Degrees, Mostly Cloudy  
Twomey, K. faced 3 batters in the 5th.

Game 43: Oregon State 6, California 1

2013 Oregon State Baseball  
California at #6 Oregon State  
May 03, 2013 at Corvallis, Ore. (Goss Stadium)

California 1 (21-24,9-13 Pac-12)										Oregon State 6 (35-8,15-4 Pac-12)									
Player	ab	r	h	rbi	bb	so	po	a	lob	Player	ab	r	h	rbi	bb	so	po	a	lob
Celsi, Brian lf	4	0	0	0	0	1	4	0	0	Smith, Tyler ss	4	1	1	0	0	0	1	2	0
Farney, Brenden 2b	4	0	0	0	0	3	2	3	0	Peterson, Andy 2b	3	1	1	0	1	0	2	3	0
Knapp, Andrew c	4	0	1	0	0	1	4	1	0	Conforto, Michael lf	4	0	1	2	0	1	0	0	0
Rodriguez, Devon dh	4	1	2	1	0	0	0	1	1	Davis, Dylan rf	2	1	0	0	2	0	3	1	2
Peters, Sean pr	0	0	0	0	0	0	0	0	0	Barnes, Ryan dh	4	0	1	3	0	0	0	0	0
Pearson, Devin cf	4	0	0	0	1	3	0	0	0	Keyes, Kavin 3b	4	1	2	0	0	0	0	1	1
Kranson, Mitchell 3b	2	0	0	0	1	1	0	0	1	Hayes, Danny 1b	3	1	2	0	1	1	8	0	0
Halamandaris, Nick 1b	2	0	0	0	2	6	0	0	0	Rodriguez, Jake c	3	0	1	0	0	10	2	3	0
Wark, Jacob rf	3	0	0	0	2	4	0	2	0	Gordon, Max cf	4	1	1	0	0	2	3	0	0
Paul, Chris ss	3	0	0	0	1	1	1	1	0	Boyd, Matt p	0	0	0	0	0	0	0	0	0
Mason, Ryan p	0	0	0	0	0	0	0	0	0	Bryant, Tony p	0	0	0	0	0	0	0	1	0
Siomkin, Keaton p	0	0	0	0	0	0	1	0	0	Totals	31	6	9	6	4	4	27	10	6
Totals	30	1	3	1	1	12	24	6	5										

Score by Innings	1	2	3	4	5	6	7	8	9	R	H	E
California	0	0	0	0	0	0	1	0	0	1	3	1
Oregon State	0	0	3	2	0	0	0	1	X	6	9	0

E - Kranson(1). LOB - California 5; Oregon State 6. 2B - Barnes, R. (6); Hayes, D. (11). HR - Rodriguez(6). HBP - Kranson; Halamandaris. SF - Rodriguez, J. (6). SB - Smith, T. (8).

California													Oregon State												
Player	ip	h	r	er	bb	so	ab	bf	np	Player	ip	h	r	er	bb	so	ab	bf	np						
Mason, Ryan	3.0	4	4	4	3	1	13	16	63	Boyd, Matt	8.1	3	1	1	1	12	28	31	108						
Siomkin, Keaton	5.0	5	2	2	1	3	18	20	78	Bryant, Tony	0.2	0	0	0	0	0	2	2	7						

Win - Boyd, M. (9-2). Loss - Mason (5-3). Save - None.  
HBP - by Boyd, M. (Kranson); by Boyd, M. (Halamandaris). Inherited runners/scored: Siomkin 1/1; Bryant, T. 1/0.  
Pitches/strikes: Mason 63/36; Siomkin 78/52; Boyd, M. 108/72; Bryant, T. 7/4.

Umpires - HP: Adam Dowdy 1B: Timothy Vessey 3B: Ramon Armendariz  
Start: 5:37pm Time: 2:33 Attendance: 3180  
Weather: 80 Degrees, Sunny  
Mason faced 1 batter in the 4th.

Game 44: Oregon State 5, California 0

2013 Oregon State Baseball  
California at #6 Oregon State  
May 04, 2013 at Corvallis, Ore. (Goss Stadium)

California 0 (21-25,9-14 Pac-12)										Oregon State 5 (36-8,16-4 Pac-12)									
Player	ab	r	h	rbi	bb	so	po	a	lob	Player	ab	r	h	rbi	bb	so	po	a	lob
Celsi, Brian lf/rf	4	0	0	0	0	1	0	0	0	Smith, Tyler ss	4	1	1	0	0	1	3	3	2
Farney, Brenden 2b	4	0	0	0	0	3	4	0	0	Peterson, Andy 2b	5	1	3	2	0	0	1	6	0
Knapp, Andrew c	3	0	0	0	1	7	0	0	0	Conforto, Michael lf	4	0	1	0	1	2	0	0	0
Rodriguez, Devon dh	3	0	0	0	1	0	0	0	0	Davis, Dylan rf	4	0	2	3	1	2	1	0	0
Pearson, Devin cf	3	0	1	0	0	2	0	0	0	Hayes, Danny 1b	4	0	0	0	0	16	0	4	0
Kranson, Mitchell 3b	3	0	1	0	0	0	1	0	0	Casper, Jerad ph/1b	1	0	0	0	1	1	0	1	0
Halamandaris, Nick 1b	2	0	0	0	0	8	1	1	0	Barnes, Ryan dh	4	0	0	0	0	0	0	3	0
Soteropolos, John ph/1b	0	0	0	0	0	1	0	0	0	Keyes, Kavin 3b	4	1	1	0	0	0	3	1	0
Wark, Jacob rf	1	0	0	0	0	0	0	0	0	Rodriguez, Jake c	1	1	1	0	0	0	2	0	0
Diede, Grant ph/lf	1	0	0	0	1	0	1	0	1	Gordon, Max cf	2	1	1	0	0	0	1	0	1
Paul, Chris ss	3	0	0	0	0	1	2	0	0	Moore, Andrew p	0	0	0	0	0	0	0	6	0
Hildenberger, Trevor p	0	0	0	0	0	0	2	0	0	Totals	33	5	10	5	5	5	27	18	12
Porter, Kyle p	0	0	0	0	0	0	0	0	0										
Totals	27	0	2	0	1	2	24	10	2										

Score by Innings	1	2	3	4	5	6	7	8	9	R	H	E
California	0	0	0	0	0	0	0	0	0	0	2	0
Oregon State	0	4	0									

### 2013 Box Scores

#### Game 45: Oregon State 6, California 4

2013 Oregon State Baseball California at #6 Oregon State May 05, 2013 at Corvallis, Ore. (Goss Stadium)																			
California 4 (21-26,9-15 Pac-12)							Oregon State 6 (37-8,17-4 Pac-12)												
Player	ab	r	h	rbi	bb	so	po	a	lob	Player	ab	r	h	rbi	bb	so	po	a	lob
Celsi, Brian rf	3	1	1	0	1	1	4	0	0	Smith, Tyler ss	3	1	1	1	0	0	1	2	0
Farney, Brenden 2b	5	0	1	0	0	2	2	2	1	Peterson, Andy 2b	4	0	0	1	0	0	1	1	0
Pearson, Devin cf	4	0	2	1	0	1	6	0	0	Conforto, Michael lf	4	0	2	1	0	1	1	2	0
Knapp, Andrew c	5	0	3	2	0	1	3	0	2	Davis, Dylan rf	4	0	1	0	0	0	1	0	1
Rodriguez, Devon dh	5	0	1	0	0	2	0	0	3	Keyes, Kevin 3b	3	0	0	0	0	1	1	2	0
Kranson, Mitchell 3b	4	0	2	0	0	1	0	0	0	Rodriguez, Jake c	3	1	0	0	1	0	0	0	3
Diede, Grant lf	4	0	0	0	0	2	1	0	2	Hayes, Danny 1b	4	1	1	2	0	1	7	1	0
Halamandaris, Nick 1b	4	0	1	0	0	1	8	0	1	Rodriguez, Jake c	3	2	2	1	0	0	12	1	0
Paul, Chris ss	3	3	2	0	1	1	0	3	0	Gordon, Max cf	2	1	0	0	0	0	2	0	0
Nelson, Dylan p	0	0	0	0	0	0	1	0	0	Wetzler, Ben p	0	0	0	0	0	0	1	0	0
Scott, Logan p	0	0	0	0	0	0	0	1	0	Brocker, Cole p	0	0	0	0	0	0	0	0	0
Totals	37	4	13	3	2	12	24	7	10	Engelbrekt, Max p	0	0	0	0	0	0	0	0	0
										Bryant, Tony p	0	0	0	0	0	0	0	0	0
										Fry, Jake p	0	0	0	0	0	0	0	0	0
										Schultz, Scott p	0	0	0	0	0	0	0	0	0
										Totals	30	6	7	6	1	3	27	4	4

**Score by Innings**

	1	2	3	4	5	6	7	8	9	R	H	E
California	0	0	1	0	0	0	1	0	2	4	13	1
Oregon State	0	1	0	2	1	0	2	0	X	6	7	1

E - Halamandaris(3); Wetzler, B.(2). LOB - California 10; Oregon State 4. 2B - Knapp(14); Kranson(5); Halamandaris(1); Conforto, M.(6). HR - Smith, T.(2); Hayes, D.(3); Rodriguez, J(2). HBP - Pearson; Keyes, K.. SH - Celsi(8); Smith, T.(5); Gordon, M.(4).

California	ip	r	h	er	bb	so	ab	bf	np	Oregon State	ip	r	h	er	bb	so	ab	bf	np
Nelson, Dylan	5.0	5	4	4	1	1	20	22	75	Wetzler, Ben	6.1	11	2	1	0	10	27	29	101
Scott, Logan	3.0	2	2	0	0	2	10	12	38	Brocker, Cole	0.1	0	0	0	0	1	1	1	6
										Engelbrekt, Max	0.2	1	0	0	0	0	3	3	13
										Bryant, Tony	0.1	0	0	0	0	0	1	1	4
										Fry, Jake	0.1	0	1	1	0	1	1	2	9
										Schultz, Scott	1.0	1	1	1	1	1	4	5	25

Win - Wetzler, B. (5-1). Loss - Nelson (1-5). Save - None.  
HBP - by Nelson (Keyes, K.); by Wetzler, B. (Pearson). Inherited runners/scored: Brocker, C. 2/0; Engelbrekt 2/0; Bryant, T. 1/0; Fry, J. 1/0; Schultz, S. 1/1. Pitches/strikes: Nelson 75/49; Scott 38/25; Wetzler, B. 101/71; Brocker, C. 6/3; Engelbrekt 13/7; Bryant, T. 4/2; Fry, J. 9/4; Schultz, S. 25/17.

Umpires - HP: Ramon Armandariz 1B: Adam Dowdy 3B: Timothy Vessey  
Start: 12:05pm Time: 2:52 Attendance: 3121  
Weather: 79 Degrees, Sunny  
Fry, J. faced 1 batter in the 9th.

#### Game 47: Oregon State 7, Stanford 3

2013 Oregon State Baseball #6 Oregon State at #25 Stanford May 10, 2013 at Stanford, Calif. (Sunken Diamond)																			
Oregon State 7 (39-8,18-4 Pac-12)							Stanford 3 (26-18,11-11 Pac-12)												
Player	ab	r	h	rbi	bb	so	po	a	lob	Player	ab	r	h	rbi	bb	so	po	a	lob
Smith, Tyler ss	5	1	0	0	0	2	2	0	0	Ringo, Justin dh	5	0	0	0	0	2	0	0	0
Peterson, Andy 2b	5	1	3	0	0	1	4	0	0	Slater, Austin rf	5	0	1	0	0	2	3	0	0
Conforto, Michael lf	3	1	0	1	2	0	3	0	0	Ragira, Brian 1b	4	1	4	0	0	0	9	0	0
Davis, Dylan rf	5	2	3	0	2	2	0	3	0	Wilson, Austin cf	3	1	1	0	0	1	0	0	3
Barnes, Ryan dh	4	0	0	1	0	0	0	0	0	Diekroeger, Danny 2b	3	1	0	0	1	2	3	4	2
Hayes, Danny 1b	3	1	2	0	1	1	5	0	0	Doran, Brett Michael 2b	0	0	0	0	0	0	1	2	0
Rodriguez, Jake c	3	0	2	0	1	0	10	0	0	Blandino, Alex 3b	4	0	1	3	0	0	0	2	0
Keyes, Kevin 3b	4	0	1	2	0	1	1	0	2	Jose, Dominic lf	4	0	1	0	0	1	1	0	0
Gordon, Max cf	3	1	1	0	0	0	3	0	4	Whiting, Brant c	4	0	1	0	0	1	7	0	1
Boyd, Matt p	0	0	0	0	0	0	0	0	0	Kaupilla, Lonnie ss	2	0	0	0	0	0	2	2	0
Bryant, Tony p	0	0	0	0	0	0	0	0	0	Barr, Austin ph	1	0	0	0	0	0	0	2	2
Totals	35	7	11	7	5	7	27	4	9	Jackson, Drew ss	0	0	0	0	0	0	1	3	0
										Taylor, Wayne ph	1	0	0	0	0	1	0	0	0
										Appel, Mark p	0	0	0	0	0	0	1	0	0
										James, Logan p	0	0	0	0	0	0	0	0	0
										Kutuz, Jordan p	0	0	0	0	0	0	0	0	0
										Totals	36	3	9	3	1	10	27	14	8

**Score by Innings**

	1	2	3	4	5	6	7	8	9	R	H	E
Oregon State	1	0	0	0	5	0	1	0	0	7	11	0
Stanford	0	0	0	3	0	0	0	0	0	3	9	2

E - Blandino, A(11); Jackson, D(5). DP - Stanford 4. LOB - Oregon State 9; Stanford 8. 2B - Davis, D.(18); Blandino, A(10). 3B - Davis, D.(3). HBP - Rodriguez, J.; Gordon, M.; Wilson, A. SF - Barnes, R.(3). SB - Conforto, M.(6).

Oregon State	ip	r	h	er	bb	so	ab	bf	np	Stanford	ip	r	h	er	bb	so	ab	bf	np
Boyd, Matt	6.1	8	3	3	1	4	27	28	99	Appel, Mark	5.0	6	6	5	5	4	21	27	103
Bryant, Tony	2.2	1	0	0	0	6	9	10	40	James, Logan	1.1	3	1	1	0	1	5	6	26
										Kutuz, Jordan	2.2	2	0	0	0	2	9	10	35

Win - Boyd, M. (10-2). Loss - Appel, M (8-4). Save - None.  
WP - Appel, M(10). HBP - by Appel, M (Gordon, M.); by Kutuz, J (Rodriguez, J.); by Bryant, T. (Wilson, A).  
Inherited runners/scored: Kutuz, J 1/0. Pitches/strikes: Boyd, M. 99/69; Bryant, T. 40/27; Appel, M 103/63; James, L 26/14; Kutuz, J 35/24.

Umpires - HP: Scott Higgins 1B: Dave Yeast 3B: Jake Uhlenhopp  
Start: 6:35pm Time: 3:08 Attendance: 3576  
Weather: 66 Degrees, Sunny

#### Game 46: Oregon State 4, Portland 3

2013 Oregon State Baseball #6 Oregon State vs Portland May 08, 2013 at Keizer, Ore. (Volcanoes Stadium)																			
Oregon State 4 (38-8)							Portland 3 (17-29)												
Player	ab	r	h	rbi	bb	so	po	a	lob	Player	ab	r	h	rbi	bb	so	po	a	lob
Smith, Tyler ss	4	2	3	0	1	0	0	4	0	ARMENTA, Nick cf	5	0	2	0	0	2	2	0	0
Peterson, Andy 2b	5	1	2	0	0	1	2	2	0	SCOTT, Kramer lf	4	0	1	1	1	0	5	0	1
Conforto, Michael lf	3	0	2	1	2	0	3	0	0	MELBY, Jeff 3b	4	0	0	0	0	0	3	1	2
Davis, Dylan rf	4	1	0	0	1	1	1	0	1	GRUBB, Ben c	3	2	2	0	1	1	5	1	0
Hayes, Danny 1b	2	0	0	1	1	10	0	2	FRATTALI, Brian 1b	2	0	0	0	1	0	6	1	2	
Rodriguez, Jake c	4	0	3	2	0	0	7	2	2	WHALEN, Caleb rf	3	0	0	0	1	1	2	0	1
Keyes, Kevin 3b	2	0	0	0	2	0	1	0	LENAHAN, Cody 2b	3	1	1	0	0	2	1	1	0	
Barnes, Ryan dh	4	0	0	0	0	0	0	2	SOWERS, Colin ph	1	0	0	0	0	0	0	0	0	
Gordon, Max cf	3	0	0	0	0	2	2	0	MOTT, Clay 2b	0	0	0	0	0	0	0	0	0	
Day, Beau ph	1	0	0	0	0	0	0	1	FRASER, Beau dh	3	0	0	1	0	2	0	0	0	
Hendrix, Jeff cf	0	0	0	0	0	0	1	0	MCCOY, Zack ss	2	0	0	0	0	1	2	2	0	
Child, Dan p	0	0	0	0	0	0	0	0	LOCKWOOD, Michael ph/ss	2	0	0	0	0	0	1	0	0	
Bryant, Tony p	0	0	0	0	0	0	0	0	LOCKWOOD, Jackson p	0	0	0	0	0	0	0	1	0	
Jackson, Brandon p	0	0	0	0	0	0	0	0	KJEMHUS, Chad p	0	0	0	0	0	0	0	0	0	
Brocker, Cole p	0	0	0	0	0	0	1	0	MOORE, Aaron p	0	0	0	0	0	0	1	0	0	
Painton, Tyler p	0	0	0	0	0	0	0	0	BURRIGHT, Jeremy p	0	0	0	0	0	0	0	0	0	
Schultz, Scott p	0	0	0	0	0	0	0	0	WOZNIAK, Adam p	0	0	0	0	0	0	0	0	0	
Totals	32	4	10	4	7	5	27	9	FELDTMAN, Colin p	0	0	0	0	0	0	2	0	0	
									WATTS, Kody p	0	0	0	0	0	0	1	0	0	
									Totals	32	3	6	2	4	9	27	11	8	

**Score by Innings**

	1	2	3	4	5	6	7	8	9	R	H	E
Oregon State	0	0	1	0	0	3	0	0	0	4	10	0
Portland	0	1	0	0	0	0	1	1	0	3	6	0

DP - Portland 2. LOB - Oregon State 9; Portland 8. 2B - Smith, T. 2(5); Rodriguez, J(8); GRUBB, B(10). HBP - FRATTALI, B. SF - Hayes, D.(4); FRASER, B(3). 3B - Conforto, M.(5). CS - Conforto, M.(4).

Oregon State	ip	r	h	er	bb	so	ab	bf	np	Portland	ip	r	h	er	bb	so	ab	bf	np
Child, Dan	1.0	1	1	1	1	0	4	6	21	LOCKWOOD, Jackson	2.0	2	0	0	1	1	8	9	40
Bryant, Tony	3.1	0	0	0	2	4	9	12	45	KJEMHUS, Chad	1.0	3	1	1	1	1	5	6	19
Jackson, Brandon	2.0	1	1	1	1	3	7	8	28	MOORE, Aaron	1.0	0	0	0	0	0	3	3	10
Brocker, Cole	1.1	3	1	1	0	1	7	7	26	BURRIGHT, Jeremy	0.2	3	3	2	0	4	7	25	
Painton, Tyler	0.1	0	0	0	0	1	1	1	5	WOZNIAK, Adam	2.1	0	0	1	2	6	7	34	
Schultz, Scott	1.0	1	0	0	0	4	4	6	FELDTMAN, Colin	1.0	1	0	0	1	3	4	18		

2013 Box Scores

Game 49: Oregon State 5, Stanford 4

2013 Oregon State Baseball #6 Oregon State at #25 Stanford May 12, 2013 at Stanford, Calif. (Sunken Diamond)

Box score for Game 49 showing player statistics for Oregon State 5 and Stanford 4.

Score by Innings table for Game 49.

E - Peterson, A.(10); Hayes, D.(3). DP - Oregon State 1: Stanford 1. LOB - Oregon State 9: Stanford 6. 2B - Wilson, A.(7). HR - Hayes, D.(4). HBP - Smith, T.: Peterson, A.; Hayes, D.; Keyes, K., SH - Peterson, A.(12); Barnes, R.(7). SF - Keyes, K.(4). CS - Gordon, M.(1).

Box score for Game 49 showing player statistics for Oregon State and Stanford.

Win - Wetzler, B. (6-1). Loss - Lindquist, S. (2-2). Save - Schultz, S. (10). WP - Wetzler, B. (3); Bryant, T. (2); Lindquist, S.(6); Hughes, G. (2/3); Schmidt, D. (2/6). HBP - by Lindquist, S. (Keyes, K.); by Lindquist, S. (Smith, T.); by Lindquist, S. (Peterson, A.); by Hughes, G. (Hayes, D.). PB - Esposito, N. (3). Inherited runners/scored: Bryant, T. 1/0; Schultz, S. 2/2; Hughes, G. 2/2; James, L. 3/0. Pitches/strikes: Wetzler, B. 88/59; Bryant, T. 23/9; Schultz, S. 29/21; Lindquist, S. 79/40; Hughes, G. 18/10; Schmidt, D. 61/31; James, L. 2/1.

Umpires - HP: Jake Uhlenhopp 1B: Scott Higgins 3B: Dave Yeast Start: 1:05pm Time: 2:55 Attendance: 2025 Weather: 80 Degrees, Sunny Lindquist, S. faced 2 batters in the 5th. Bryant, T. faced 2 batters in the 8th.

Game 51: Oregon State 9, Oregon 0

2013 Oregon State Baseball #6 Oregon State at #10 Oregon May 18, 2013 at Eugene, Ore. (PK Park)

Box score for Game 51 showing player statistics for Oregon State 9 and Oregon 0.

Score by Innings table for Game 51.

DP - Oregon 1. LOB - Oregon State 6: Oregon 3. 2B - Smith, T.(6); Healy, 3B - Barnes, R.(1). HR - Conforto, M.(8); Barnes, R.(1). HBP - Smith, T.; Keyes, K., SH - Barnes, R.(8); Baumgartner(7); Payne. SF - Davis, D.(4). CS - Peterson, A.(4).

Box score for Game 51 showing player statistics for Oregon State and Oregon.

Win - Moore, A. (11-1). Loss - Irvin (10-3). Save - None. WP - Jones. HBP - by Hunter (Smith, T.); by Jones (Keyes, K.). PB - Graham D. Inherited runners/scored: Jones 2/2. Pitches/strikes: Moore, A. 93/61; Irvin 90/63; Hunter 21/13; Jones 19/9; Priestley 15/10.

Umpires - HP: Joe Maiden 1B: Heath Jones 3B: Joe Burleson Start: 2:05pm Time: 2:32 Attendance: 3892 Weather: 65 Degrees, Cloudy

Game 50: Oregon 3, Oregon State 0

2013 Oregon State Baseball #6 Oregon State at #10 Oregon May 17, 2013 at Eugene, Ore. (PK Park)

Box score for Game 50 showing player statistics for Oregon State 0 and Oregon 3.

Score by Innings table for Game 50.

DP - Oregon 1. LOB - Oregon State 6: Oregon 6. 2B - Payne; Catalano. HBP - Conforto, M.; Barnes, R.; Gordon, M., SH - Tolman; Graham. CS - Altobelli.

Box score for Game 50 showing player statistics for Oregon State and Oregon.

Win - Thorpe (6-4). Loss - Boyd, M. (10-3). Save - Sherry (20). WP - Thorpe. HBP - by Thorpe (Gordon, M.); by Sherry (Conforto, M.); by Sherry (Barnes, R.). Inherited runners/scored: Sherry 1/0. Pitches/strikes: Boyd, M. 113/75; Thorpe 98/64; Sherry 14/15.

Umpires - HP: Joe Burleson 1B: Joe Maiden 3B: Heath Jones Start: 6:05pm Time: 2:32 Attendance: 3820 Weather: 60 Degrees, Mostly Cloudy Thorpe faced 1 batter in the 9th.

Game 52: Oregon State 12, Oregon 2

2013 Oregon State Baseball #6 Oregon State at #10 Oregon May 19, 2013 at Eugene, Ore. (PK Park)

Box score for Game 52 showing player statistics for Oregon State 12 and Oregon 2.

Score by Innings table for Game 52.

E - Peterson, A.(11); Keyes, K. 2(13); Hambright; Reed. DP - Oregon State 2. LOB - Oregon State 11: Oregon 6. 2B - Peterson, A.(5); Conforto, M.(7); Barnes, R.(7); Baumgartner; Chase. HR - Conforto, M.(9). HBP - Gordon, M., SH - Barnes, R.(9); Rodriguez, J.(4); Gordon, M.(5). SF - Rodriguez, J.(7).

Box score for Game 52 showing player statistics for Oregon State and Oregon.

Win - Wetzler, B. (7-1). Loss - Reed (6-4). Save - None. HBP - by Reed (Gordon, M.). Inherited runners/scored: Hunter 1/0; Sherry 1/1. Pitches/strikes: Wetzler, B. 97/65; Bryant, T. 28/13; Fry, J. 9/5; Schultz, S. 6/6; Reed 52/37; Hunter 28/20; Cleavinger 48/23; Sherry 16/12; Spencer 16/11.

Umpires - HP: Heath Jones 1B: Joe Burleson 3B: Joe Maiden Start: 12:05pm Time: 3:05 Attendance: 3762 Weather: 65 Degrees, Cloudy

### 2013 Box Scores

#### Game 53: Washington State 10, Oregon State 9

2013 Oregon State Baseball  
Washington State at #4 Oregon State  
May 24, 2013 at Corvallis, Ore. (Goss Stadium)

Washington State 10 (23-30,9-19 Pac-12)											Oregon State 9 (43-10,22-6 Pac-12)											
Player	ab	r	h	rbi	bb	so	po	a	lob		Player	ab	r	h	rbi	bb	so	po	a	lob		
Stemp, Trek 2b	3	0	1	0	0	1	0	0	0		Smith, Tyler ss	6	0	2	0	0	0	0	3	2	2	
Donlin, Shea 2b	3	1	1	0	0	1	5	4	3		Peterson, Andy 2b	5	1	3	0	0	0	3	4	0		
Slaybaugh, Collin cf	4	2	2	0	1	0	3	0	0		Conforto, Michael lf	4	1	1	0	1	0	4	0	2		
Jones, P.J. c	6	2	3	0	0	1	4	2	0		Davis, Dylan rf	5	2	2	3	1	0	2	0	1		
Rosen, Yale dh	6	1	1	2	0	2	0	0	2		Hayes, Danny 1b	3	2	1	0	3	0	9	0	2		
Jacobs, Brett 1b	2	1	0	0	1	0	8	1	2		Jansen, Joey pr	0	0	0	0	0	0	0	0	0		
Sagdal, Ian ph/ss	2	1	1	2	0	0	1	2	0		Keyes, Kevin 3b	4	2	3	2	1	1	1	2	0		
Monda, Jason rf/1b	5	2	2	2	0	1	5	0	1		Barnes, Ryan dh	4	0	1	2	1	2	0	0	0		
McGrath, Patrick 3b	5	0	1	1	0	1	4	3	0		Rodriguez, Jake c	4	0	0	2	0	0	9	3	3		
Nelubowich, Adam lf	4	0	1	1	0	0	2	0	0		Gordon, Max cf	2	1	1	0	2	0	2	0	1		
Pernell, Austin pr/lf	1	0	0	0	1	0	1	0	0		Day, Beau ph	1	0	0	0	0	1	0	0	0		
Tam Sing, Trace ss	3	0	0	0	1	2	0	4	1		Hendrix, Jeff cf	0	0	0	0	0	0	0	0	0		
Roberts, Ben ph/rf	2	0	0	0	0	1	0	0	2		Boyd, Matt p	0	0	0	0	0	0	0	0	1		
Hartnett, Sean p	0	0	0	0	0	0	0	0	0		Painton, Tyler p	0	0	0	0	0	0	0	0	0		
Ochoa, Richie p	0	0	0	0	0	0	0	0	0		Bryant, Tony p	0	0	0	0	0	0	0	0	0		
Swannack, Kyle p	0	0	0	0	0	0	0	0	0		Fry, Jake p	0	0	0	0	0	0	0	0	0		
Bower, Matt p	0	0	0	0	0	0	0	0	0		Schultz, Scott p	0	0	0	0	0	0	0	0	0		
Leckenby, J.D. p	0	0	0	0	0	0	0	0	0		Engelbrekt, Max p	0	0	0	0	0	0	0	0	0		
Totals	46	10	13	8	4	10	33	17	11		Totals	38	9	14	9	9	4	33	12	11		

Score by Innings	1	2	3	4	5	6	7	8	9	R	H	E	
Washington State	0	0	0	0	0	1	4	4	0	1	10	13	0
Oregon State	5	0	1	0	1	0	1	0	0	0	9	14	4

E - Smith, T.(10); Peterson, A.(12); Keyes, K.(14); Fry, J.(1). DP - WSU 3 LOB - WSU 11; Oregon State 11. 2B - Slaybaugh, C(6); Conforto, M.(8); Keyes, K.(11); HR - Monda, J(7); Keyes, K.(2); HBP - Jacobs, B; Monda, J; Conforto, M., SH - Slaybaugh, C(5); Peterson, A.(13); Keyes, K.(5); Barnes, R.(10). SF - McGrath, P(2); Rodriguez, J(2). SB - Davis, D.(2)(8). CS - McGrath, P(2); Nelubowich,A(2); Peterson, A.(5).

Washington State	ip	h	r	er	bb	so	ab	bf	np	Oregon State	ip	h	r	er	bb	so	ab	bf	np
Hartnett, Sean	5.2	8	7	7	4	1	21	29	119	Boyd, Matt	7.0	4	1	1	1	7	24	27	106
Ochoa, Richie	0.1	1	1	2	0	2	4	18		Painton, Tyler	0.0	2	2	2	0	0	2	2	5
Swannack, Kyle	1.2	1	1	1	2	0	4	7	22	Bryant, Tony	0.0	2	2	1	0	0	2	3	10
Bower, Matt	0.1	0	0	0	0	1	1	6		Fry, Jake	0.2	0	0	0	1	0	2	4	15
Leckenby, J.D.	3.0	4	0	0	1	3	10	12	35	Schultz, Scott	1.1	3	4	4	2	2	7	9	39
										Engelbrekt, Max	2.0	2	1	0	0	1	9	9	34

Win - Leckenby, JD (2-3). Loss - Engelbrekt (3-1). Save - None.  
WP - Hartnett, S(3). HBP - by Hartnett, S (Conforto, M.); by Boyd, M. (Monda, J); by Bryant, T. (Jacobs, B).  
Inherited runners/scored: Ochoa, R 1/0; Swannack, K 2/0; Bower, M 2/0; Bryant, T. 2/2; Fry, J. 3/2; Schultz, S. 3/0. Pitches/strikes: Hartnett, S 119/73; Ochoa, R 18/9; Swannack, K. 22/11; Bower, M 6/3; Leckenby, JD 35/23; Boyd, M. 106/72; Painton, T. 5/3; Bryant, T. 10/5; Fry, J. 15/8; Schultz, S. 39/22; Engelbrekt 34/25.

Umpires - HP: Travis Katzenmeier 1B: Adam Dowdy 3B: Ramon Armendariz  
Start: 4:05pm Time: 4:14 Attendance: 2506  
Weather: 62 Degrees, Mostly Sunny  
Ochoa, R faced 3 batters in the 7th.

#### Game 55: Oregon State 7, Washington State 6

2013 Oregon State Baseball  
Washington State at #4 Oregon State  
May 26, 2013 at Corvallis, Ore. (Goss Stadium)

Washington State 6 (23-32,9-21 Pac-12)											Oregon State 7 (45-10,24-6 Pac-12)											
Player	ab	r	h	rbi	bb	so	po	a	lob		Player	ab	r	h	rbi	bb	so	po	a	lob		
Stemp, Trek 2b	4	1	2	1	0	0	0	5	0		Smith, Tyler ss	5	1	2	2	0	2	0	2	2		
Roberts, Ben pr	0	0	0	0	0	0	0	0	0		Peterson, Andy 2b	3	1	1	0	1	0	1	4	0		
Donlin, Shea 2b	0	0	0	0	0	0	1	1	0		Conforto, Michael lf	5	0	1	0	0	2	0	1			
Slaybaugh, Collin cf	5	1	4	2	0	1	3	0	0		Davis, Dylan rf	5	2	3	2	0	0	1	0	2		
Jones, P.J. c	4	0	1	0	0	0	3	0	1		Hayes, Danny 1b	4	1	2	1	1	0	13	0	1		
Monda, Jason dh/p	4	1	1	1	0	2	0	1	3		Barnes, Ryan dh	5	0	3	1	0	0	0	0	0		
McGrath, Patrick 3b	4	0	1	1	0	1	3	0	0		Keyes, Kevin 3b	3	1	0	0	1	0	1	0	1		
Jacobs, Brett 1b	5	0	1	0	0	2	1	7	1		Rodriguez, Jake c	3	1	0	0	1	0	5	4	0		
Rosen, Yale rf	4	0	1	0	0	2	0	1	0		Gordon, Max cf	3	0	0	0	0	2	0	0	0		
Nelubowich, Adam lf	4	2	2	0	0	0	0	0	0		Day, Beau ph	1	0	0	0	0	1	0	0	0		
Tam Sing, Trace ss	2	1	0	0	1	1	4	2		Hendrix, Jeff cf	0	0	0	0	0	0	1	0	0			
Simon, Scott p	0	0	0	0	0	0	2	0	0		Wetzler, Ben p	0	0	0	0	0	0	0	0	0		
Leckenby, J.D. p	0	0	0	0	0	0	0	0	0		Starr, Taylor p	0	0	0	0	0	0	0	1	0		
Totals	36	6	12	6	1	9	26	17	9		Jackson, Brandon p	0	0	0	0	0	0	0	1	0		
										Fry, Jake p	0	0	0	0	0	0	0	0	0			
										Brockner, Cole p	0	0	0	0	0	0	0	0	0			
										Engelbrekt, Max p	0	0	0	0	0	0	1	0	0			
										Totals	37	7	12	7	4	3	27	12	9			

Score by Innings	1	2	3	4	5	6	7	8	9	R	H	E
Washington State	0	0	3	2	0	1	0	0	0	6	12	0
Oregon State	1	3	0	0	0	0	0	2	1	7	12	1

Note: 2 outs, 2 runners LOB when the game ended.  
E - Wetzler, B.(3). LOB - WSU 9; Oregon State 9. 2B - Slaybaugh, C(7); Monda, J(6); Rosen, Y(12); Nelubowich,A(14); Smith, T.(7); Davis, D.(20); Barnes, R.(8). HR - Stemp, T(1); Davis, D.(4); Hayes, D.(5). HBP - Stemp, T; Monda, J. SH - McGrath, P(2); Tam Sing, T(8); Peterson, A.(14). SF - Jones, PJ(1). SB - Slaybaugh, C(12); Monda, J(6).

Washington State	ip	h	r	er	bb	so	ab	bf	np	Oregon State	ip	h	r	er	bb	so	ab	bf	np
Simon, Scott	3.2	7	4	4	2	1	17	20	71	Wetzler, Ben	5.0	9	6	6	1	8	24	26	91
Monda, Jason	3.1	3	2	2	0	1	13	13	53	Starr, Taylor	1.0	1	0	0	0	0	3	5	17
Leckenby, J.D.	1.2	2	1	1	2	1	7	9	27	Jackson, Brandon	0.2	0	0	0	0	0	1	2	2
										Fry, Jake	1.0	0	0	0	0	0	3	3	14
										Brockner, Cole	0.0	0	0	0	0	0	0	1	1
										Engelbrekt, Max	1.1	2	0	0	0	1	5	5	20

Win - Engelbrekt (4-1). Loss - Leckenby, JD (2-4). Save - None.  
HBP - by Starr, T. (Monda, J); by Brockner, C. (Stemp, T). Inherited runners/scored: Monda, J 1/0; Leckenby, JD 1/0; Starr, T. 1/1; Jackson, B. 1/0; Fry, J. 1/0; Engelbrekt 1/0. Pitches/strikes: Simon, S 71/40; Monda, J 53/32; Leckenby, JD 27/11; Wetzler, B. 91/61; Starr, T. 17/10; Jackson, B. 2/2; Fry, J. 14/8; Brockner, C. 1/0; Engelbrekt 20/12.

Umpires - HP: Ramon Armendariz 1B: Travis Katzenmeier 3B: Adam Dowdy  
Start: 12:05pm Time: 3:08 Attendance: 2988  
Weather: 64 Degrees, Cloudy

#### Game 54: Oregon State 4, Washington State 0

2013 Oregon State Baseball  
Washington State at #4 Oregon State  
May 25, 2013 at Corvallis, Ore. (Goss Stadium)

Washington State 0 (23-31,9-20 Pac-12)											Oregon State 4 (44-10,23-6 Pac-12)											
Player	ab	r	h	rbi	bb	so	po	a	lob		Player	ab	r	h	rbi	bb	so	po	a	lob		
Pernell, Austin cf	4	0	0	0	0	2	2	0	0		Smith, Tyler ss	4	1	1	0	0	1	2	2	0		
Slaybaugh, Collin c	4	0	1	0	0	0	4	0	2		Peterson, Andy 2b	4	1	2	0	0	0	1	1	0		
Rosen, Yale rf	4	0	1	0	0	1	1	0	0		Conforto, Michael lf	4	1	2	0	0	0	3	0	0		
Monda, Jason 1b	3	0	1	0	0	0	13	0	1		Davis, Dylan rf	4	1	2	4	0	0	3	0	1		
Nelubowich, Adam lf	4	0	1	0	0	0	1	0	0		Barnes, Ryan dh	4	0	1	0	0	0	0	0	1		
Sagdal, Ian dh	4	0	0	0	0	3	0	0	1		Hayes, Danny 1b	4	0	1	0	0	1	8	2	0		
Donlin, Shea 2b	3	0	0	0	0	1	1	4	2		Keyes, Kevin 3b	3	0	0	0	0	1	1	2	0		
McGrath, Patrick 3b	3	0	1	0	0	0	0	4	0		Rodriguez, Jake c	4	0	1	0	0	0	7	2	2		
Tam Sing, Trace ss	2	0	1	0	0	0	2	3	0		Gordon, Max cf	3	0	0	0	0	0	0	0	3		
Pistorese, Joe p	0	0	0	0	0	0	0	1	0		Moore, Andrew p	0	0	0	0	0	0	0	2	2		
Schroeder, Jacob p	0	0	0	0	0	0	0	0	0		Totals	34	4	10	4	0	3	27	11	7		
Totals	31	0	6	0	0	0	24	12	6													

Score by Innings	1	2	3</
------------------	---	---	-----

2013 Box Scores

Game 57: Oregon State 3, UC Santa Barbara 2

2013 Oregon State Baseball
#4 Oregon State at UC Santa Barbara
Jun 01, 2013 at Corvallis, Ore. (Goss Stadium)

Table with columns for Player, ab, r, h, rbi, bb, so, po, a, lob for Oregon State 3 and UC Santa Barbara 2.

Score by Innings table for Game 57 showing runs, hits, and errors by inning.

E - Kuresa, T.; Venning, M. LOB - Oregon State 13; UCSB 7. 2B - Davis, D.; Epperson, J.; Trinkwon, B. HR - Barnes, R.; HBP - Conforto, M.; Hayes, D.; Kuresa, T.; Nesovic, R.; Gordon, M.; Trinkwon, B.; Woodward, W. SB - Kuresa, T.

Oregon State and UC Santa Barbara player statistics including IP, H, R, ER, BB, SO, AB, BF, NP.

Win - Moore, A. (13-1). Loss - Mahle, G. (7-5). Save - Engelbrekt, (5).
WP - Moore, A. 3. HBP - by Moore, A. (Nesovic, R.); by Jacome, J. (Hayes, D.); by Moore, A. (Kuresa, T.); by Mahle, G. (Conforto, M.). PB - Rodriguez, J. Inherited runners/scored: Mahle, G. 3/0; Hecht, D. 2/1. Pitches/strikes: Moore, A. 108/69; Engelbrekt 20/15; Jacome, J. 100/66; Mahle, G. 29/23; Hecht, D. 22/11.

Umpires - HP: Harry Greer 1B: Perry Costello 2B: Mike Conlin 3B: John Haggerty
Start: 5:05 pm Time: 3:23 Attendance: 3535
Weather: 70 degrees, sunny

Game 59: Kansas State 6, Oregon State 2

2013 Oregon State Baseball
#13 Kansas State at #4 Oregon State
Jun 08, 2013 at Corvallis, Ore. (Goss Stadium)

Table with columns for Player, ab, r, h, rbi, bb, so, po, a, lob for Kansas State 6 and Oregon State 2.

Score by Innings table for Game 59 showing runs, hits, and errors by inning.

E - Williams, N. (2); Conforto, M. (4); Davis, D. (2). DP - Kansas State 1. LOB - Kansas State 12; Oregon State 7.
2B - Kivett, Ross 2(15); King, Jared(16); Smith, T. (8). HR - Conforto, M. (10). HBP - Fisher, A.; Davis, Jon, SH - Santigate(5); Peterson, A. 2(18). SB - Davis, Jon(10). CS - Fisher, A. (7); DeBord, B. (2); Rodriguez, J. (2).

Kansas State and Oregon State player statistics including IP, H, R, ER, BB, SO, AB, BF, NP.

Win - Matthys, J. (9-1). Loss - Fry, J. (0-1). Save - None.
WP - Boyd, M. (2). HBP - by Boyd, M. (Fisher, A.); by Boyd, M. (Davis, Jon). Inherited runners/scored: Williams, N. 1/0; Engelbrekt 1/0; Fry, J. 3/0; Child, D. 1/1; Starr, T. 3/2. Pitches/strikes: Flattery, J. 69/41; Williams, N. 36/20; Matthys, J. 21/12; Boyd, M. 123/77; Schultz, S. 4/3; Engelbrekt 24/14; Fry, J. 36/28; Child, D. 11/4; Starr, T. 13/6.

Umpires - HP: Scott Erby 1B: Jay Asher 2B: Scott Cline 3B: Barry Chambers
Start: 4:05pm Time: 3:48 Attendance: 3574
Weather: 83 Degrees, Sunny

Game 58: Oregon State 6, Texas A&M 1

2013 Oregon State Baseball
#4 Oregon State at Texas A&M
Jun 02, 2013 at Corvallis, Ore. (Goss Stadium)

Table with columns for Player, ab, r, h, rbi, bb, so, po, a, lob for Oregon State 6 and Texas A&M 1.

Score by Innings table for Game 58 showing runs, hits, and errors by inning.

E - Reynolds(13); Bratsen(7). DP - Texas A&M 1. LOB - Oregon State 11; Texas A&M 7. 2B - Conforto, M. (9); Hayes, D. (12); Moroney 2(5). 3B - Lankford(4). HBP - Peterson, A.; Davis, D.; SH - Gordon, M. (7); Bratsen(19). SB - Davis, D. (9); Reynolds(19).

Oregon State and Texas A&M player statistics including IP, H, R, ER, BB, SO, AB, BF, NP.

Win - Wetzler, B. (8-1). Loss - Jester (3-4). Save - None.
HBP - by Long (Peterson, A.); by Minter (Davis, D.). PB - Stein(12). Inherited runners/scored: Kent 2/0; Martin 2/2. Pitches/strikes: Wetzler, B. 121/77; Long 92/55; Kent 2/2; Jester 37/25; Minter 11/6; Martin 8/5.

Umpires - HP: Perry Costello 1B: John Haggerty 2B: Brian Drury 3B: Harry Greer
Start: 5:05 pm Time: 3:02 Attendance: 3362
Weather: 70 degrees, partly cloudy

Game 60: Oregon State 12, Kansas State 4

2013 Oregon State Baseball
#4 Oregon State at #13 Kansas State
Jun 09, 2013 at Corvallis, Ore. (Goss Stadium)

Table with columns for Player, ab, r, h, rbi, bb, so, po, a, lob for Oregon State 12 and Kansas State 4.

Score by Innings table for Game 60 showing runs, hits, and errors by inning.

E - Keyes, K. (16); Kivett, Ross(6). DP - Oregon State 1; Kansas State 1. LOB - Oregon State 10; Kansas State 5.
2B - Smith, T. (9); Conforto, M. (10); Hayes, D. (13); Rodriguez, J. (10); Matthews, J. (3). HR - Conforto, M. (11); Davis, D. (5); King, Jared(7). SH - Gordon, M. (8). SF - Fisher, A. (3); Davis, Jon(6). SB - Peterson, A. (12); Barnes, R. (2); Keyes, K. (3). CS - Davis, D. (3).

Oregon State and Kansas State player statistics including IP, H, R, ER, BB, SO, AB, BF, NP.

Win - Moore, A. (14-1). Loss - McFadden, B. (6-3). Save - None.
WP - Moore, A. 2(6). BK - MaVorhis, L. (2). PB - Rodriguez, J. (13). Inherited runners/scored: Schultz, S. 3/1; MaVorhis, L. 1/1; Doller, Jake 2/2; Witcig, J. 2/1; Wwivnis, M. 3/0. Pitches/strikes: Moore, A. 124/83; Schultz, S. 15/12; McFadden, B. 23/13; MaVorhis, L. 40/29; Doller, Jake 50/29; Witcig, J. 32/20; Wwivnis, M. 12/5; Busch, L. 34/17.

Umpires - HP: Jay Asher 1B: Scott Cline 2B: Barry Chambers 3B: Scott Erby
Start: 7:05pm Time: 3:28 Attendance: 3602

2013 Box Scores

Game 61: Oregon State 4, Kansas State 3

2013 Oregon State Baseball  
 #4 Oregon State at #13 Kansas State  
 Jun 10, 2013 at Corvallis, Ore. (Goss Stadium)

Oregon State 4 (50-11)

Kansas State 3 (45-19)

Player	ab	r	h	rbi	bb	so	po	a	lob	Player	ab	r	h	rbi	bb	so	po	a	lob
Smith, Tyler ss	4	0	0	0	1	2	0	2	0	Kivett, Ross 2b	5	1	2	0	0	0	2	6	0
Peterson, Andy 2b	5	0	0	0	0	2	2	5	3	Witt, Tanner lf	5	0	1	0	0	1	1	0	2
Conforto, Michael lf	4	0	0	0	0	2	0	1	1	Conlon, Shane 1b	5	0	1	0	0	0	14	1	1
Davis, Dylan rf	3	1	1	0	1	1	5	0	0	King, Jared cf	1	1	1	1	3	0	0	0	0
Hayes, Danny 1b	3	1	1	2	1	0	9	0	0	Fisher, Austin ss	3	1	1	0	1	1	0	0	1
Barnes, Ryan dh	4	1	1	0	0	0	0	0	1	Davis, Jon rf	4	0	0	0	0	1	1	1	2
Keyes, Kavin 3b	3	0	1	1	1	1	3	0	1	DeBord, Blair c	4	0	2	2	0	2	7	3	0
Rodriguez, Jake c	3	1	2	0	0	1	6	2	0	Santigate, RJ 3b	4	0	3	0	0	0	2	4	0
Gordon, Max cf	2	0	0	0	0	0	2	0	1	Miles, Lance dh	3	0	0	0	1	1	0	0	1
Wetzler, Ben p	0	0	0	0	0	0	0	1	0	Matthys, Jake p	0	0	0	0	0	0	0	0	1
Boyd, Matt p	0	0	0	0	0	0	0	0	0	Esquivel, Gerardo p	0	0	0	0	0	0	0	0	0
Totals	31	4	6	3	4	9	27	11	7	Williams, Nate p	0	0	0	0	0	0	0	0	0
										Wivinis, Matt p	0	0	0	0	0	0	0	0	0
										Totals	34	3	11	3	5	6	27	16	9

Score by Innings	1	2	3	4	5	6	7	8	9	R	H	E
Oregon State	0	2	0	1	1	0	0	0	0	4	6	0
Kansas State	0	0	0	0	0	1	0	2	0	3	11	2

E - Fisher, A.(13); Santigate(15). DP - Oregon State 2; Kansas State 1. LOB - Oregon State 7; Kansas State 9.  
 2B - Keyes, K.(12); Conlon, S.(13); DeBord, B.(11). HR - Hayes, D.(6). HBP - Rodriguez, J. SH - Gordon, M.  
 2(10). SB - Peterson, A.(13); Gordon, M.(3). CS - Conlon, S.(4).

Oregon State	ip	h	r	er	bb	so	ab	bf	np	Kansas State	ip	h	r	er	bb	so	ab	bf	np
Wetzler, Ben	7.2	9	3	3	5	5	29	34	131	Matthys, Jake	4.1	3	4	2	1	5	15	18	75
Boyd, Matt	1.1	2	0	0	0	1	5	5	21	Esquivel, Gerardo	2.2	2	0	0	0	3	10	11	48
										Williams, Nate	1.0	1	0	0	2	0	3	5	24
										Wivinis, Matt	1.0	0	0	0	1	1	3	4	22

Win - Wetzler, B. (9-1). Loss - Matthys, J. (9-2). Save - Boyd, M. (1).  
 HBP - by Matthys, J. (Rodriguez, J.). Inherited runners/scored: Boyd, M. 1/0; Esquivel, G. 1/1; Wivinis, M. 1/0.  
 Pitches/strikes: Wetzler, B. 131/81; Boyd, M. 21/14; Matthys, J. 75/44; Esquivel, G. 48/30; Williams, N. 24/13;  
 Wivinis, M. 22/15.

Umpires - HP: Scott Cline 1B: Barry Chambers 2B: Scott Erby 3B: Jay Asher  
 Start: 7:05pm Time: 3:25 Attendance: 3564  
 Weather: 72 Degrees, Clear



## 2007 National Champions Beavers Go Back-To-Back

The 2007 season was a special year for the Oregon State baseball team. The Beavers became just the fifth NCAA team to win back-to-back titles, and did so on the heels of their third consecutive trip to the College World Series in Omaha.

Oregon State was led by two of the most recognizable players in school history in Mitch Canham and Darwin Barney. OSU was buoyed on the mound by Mike Stutes, who ended the season with 12 victories - three came in the postseason, including two in the College World Series. The Beavers were blessed with a cast of players that included Joe Paterson, Daniel Turpen, Eddie Kunz, Jordan Lennerton, John Wallace, Joey Wong and others, who truly embraced the team concept and helped deliver spectacular performances throughout the College World Series and the postseason.

The Beavers swept through the postseason, going 11-1 en route to their second straight national championship.

- Oregon State trailed for just one inning during the College World Series, which consisted of a little less than 45 full innings for the Beavers. North Carolina held a 1-0 lead after one inning in the final game, but the Beavers answered back with three runs in the second to help boost them to the 9-3 win.

- Oregon State became the first team ever to win four straight CWS games by at least six runs. The Beavers' closest victory came in their first game, a 3-2 victory over Cal State Fullerton.

- Oregon State became just the sixth NCAA team to sweep its way through the College World Series. And OSU was the back-to-back title holder since the NCAA went to a best-of-three championship series.

- Jorge Reyes was named the College World Series Most Outstanding Player. Reyes went 2-0 at the World Series, defeating Cal State Fullerton and North Carolina.

- Oregon State opened the postseason as the No. 3 seed at the Charlottesville Regional on the campus of the University of Virginia. By winning the College World Series, Oregon State became the first No. 3 seed to do so.

- The Beavers opened postseason play by defeating Rutgers, 5-1. They lost their next game in 13 innings to Virginia, 7-4, but then went on win their next 10 games, the final one coming in Omaha.

- Oregon State came from a 3-0 deficit in the final game of the Charlottesville Regional to advance to a Super Regional against Michigan. Against UVA, OSU scored four runs in the final two innings and held on through a Joe Paterson victory to advance.

- The Beavers one-hit Michigan in the first game of the Super Regional at Goss Stadium, and scored a run in the ninth for the win. OSU dominated the second game, 8-2, to advance to the College World Series.

- Oregon State pitchers posted an incredible 2.57 earned run average through the post-season. Opponents hit just .210 against them and collected only 83 hits in 112 innings.

- Oregon State returned to Parker Plaza on the OSU campus after returning from Omaha and celebrated the second title in front of an estimated crowd of 6,000.

- Fifteen players on the championship squad would end up being drafted by Major League clubs at some point during their tenure at Oregon State. Two more ended up signing contracts as undrafted free agents.

- OSU finished the season with 49 victories, one off tying the school record.

## 2007 Roster

No.	Pitchers	Yr.	B-T	Ht.	Wt.	Hometown
32	Reed Brown	Jr.	R-R	6-4	210	Edmonds, Wash.
24	Brian Budrow	So.	R-R	6-3	220	Glendale, Ariz.
36	Bryn Card	Fr.	L-L	6-3	195	Klamath Falls, Ore.
30	Kyle Foster	Jr.	L-L	6-2	190	Castle Rock, Wash.
18	Mark Grbavac	So.	R-R	6-0	180	Portland, Ore.
	Chad Hegdahl	So.	L-L	6-2	180	Ashland, Ore.
4	Greg Keim	Sr.	R-R	5-11	175	Ontario, Ore.
2	Blake Keitzman	Fr.	L-L	5-11	170	Roseburg, Ore.
38	Josh Keller	So.	R-R	6-4	240	Portland, Ore.
44	Eddie Kunz	Jr.	R-R	6-6	250	Portland, Ore.
17	Anton Maxwell	Sr.	L-L	5-9	185	Anchorage, AK
19	Jake McCormick	Sr.	R-R	6-3	220	Marysville, Calif.
	Chad Nading	Jr.	R-R	6-5	210	Anchorage, AK
26	Joe Paterson	Jr.	L-L	6-1	205	McMinnville, Ore.
	Tyrell Poggemeyer	Fr.	R-R	6-1	180	Lowell, Ore.
23	Jorge Reyes	Fr.	R-R	6-2	175	Warden, Wash.
	Kraig Sitton	Fr.	L-L	6-5	170	McMinnville, Ore.
31	Alex Sogard	Jr.	L-L	6-3	210	Phoenix, Ariz.
33	Mike Stutes	Jr.	R-R	6-1	185	Lake Oswego, Ore.
28	Daniel Turpen	Jr.	R-R	6-4	215	McMinnville, Ore.
No.	Catchers	Yr.	B-T	Ht.	Wt.	Hometown
12	Erik Ammon	Jr.	R-R	5-11	195	Salem, Ore.
11	Mitch Canham	Jr.	L-R	6-2	212	Lake Stevens, Wash.
27	Ryan Ortiz	Fr.	R-R	6-3	185	San Diego, Calif.
39	Dale Solomon	Fr.	R-R	5-11	220	Moreno Valley, CA
No.	Infielders	Yr.	B-T	Ht.	Wt.	Hometown
6	Darwin Barney	Jr.	R-R	5-10	173	Beaverton, Ore.
	Hunter Beaty	Fr.	S-R	6-0	155	Mercer Island, WA
14	Brett Casey	Fr.	S-R	6-1	180	Corvallis, Ore.
16	Jackson Evans	Jr.	R-L	6-1	170	Vancouver, Wash.
29	Drew George	Jr.	S-R	6-2	181	Lebanon, Ore.
34	Joey Lakowski	Fr.	L-R	6-2	195	Corvallis, Ore.
15	Lonnie Lechelt	Jr.	R-R	6-0	195	Kennewick, Wash.
37	Jordan Lennerton	Jr.	L-L	6-2	230	Langley, B.C.
8	Jason Ogata	So.	R-R	6-0	190	Portland, Ore.
	Joe Pratt	Fr.	R-R	6-0	190	Monmouth, Ore.
1	Joey Wong	Fr.	L-R	5-10	160	Salem, Ore.
No.	Outfielders	Yr.	B-T	Ht.	Wt.	Hometown
	Scott Berke	Fr.	R-R	5-11	180	Las Vegas, Nev.
20	Chris Hopkins	Jr.	R-R	5-11	170	Oakland, Calif.
22	Koa Kahalehoe	So.	L-L	5-9	185	Las Vegas, Nev.
3	Mike Lissman	Sr.	R-L	6-0	215	Ontario, Ore.
21	Scott Santschi	Sr.	L-R	6-0	190	Vancouver, Wash.
35	John Wallace	So.	L-R	6-0	205	Reno, Nev.
9	Braden Wells	Jr.	R-R	6-0	205	Glendale, Ariz.

**Head Coach:** Pat Casey

**Associate Head Coach:** Dan Spencer

**Assistant Coach:** Marty Lees

**Assistant Coach:** David Wong

**Undergraduate Assistant Coach:** Kurt Steele

**Athletic Trainer:** David Stricklin

**Assistant Athletic Trainer:** Keita Shimada

**Managers:** Peter Hughes, Brian Pecor

**Administrative Assistants:** Stephanie Kondos, Lexi Crawford

**Head Groundskeeper:** Al Kirk

**Sports Information:** Kip Carlson

**Radio Broadcaster:** Mike Parker



2007 National Championship

Charlottesville Regional

June 1 • Charlottesville, Va.

Oregon State	5
Rutgers	1

Oregon State 0 1 1 0 3 0 0 0 0 - 5 11 1  
 Rutgers 1 0 0 0 0 0 0 0 0 - 1 7 1  
 WP-Paterson, Joe (8-6)  
 SV-Turpen, Daniel (1)  
 LP-Healing, Steve (10-4)  
 T-2:23 A-2097

June 2 • Charlottesville, Va.

Virginia	7
Oregon State	4

13 Innings  
 Virginia 1 0 0 0 1 0 0 1 0 0 3 - 7 11 0  
 Oregon State 2 0 0 0 1 0 0 0 1 0 0 0 - 4 10 2  
 WP-Lambert, Casey (3-2)  
 LP-Kunz, Eddie (2-1)  
 T-4:53 A-3212  
 HR OSU - Barney, Darwin

June 4 • Charlottesville, Va.

Rutgers	2
Oregon State	5

Rutgers 0 0 0 0 1 1 0 0 0 - 2 7 3  
 Oregon State 1 0 0 2 0 1 1 0 X - 5 11 4  
 WP-Reyes, Jorge (5-3)  
 SV-Turpen, Daniel (2)  
 LP-Giannini, Matt (5-5)  
 T-2:55 A-1984  
 HR OSU - Lechelt, Lonnie  
 HR RUT - Meade, Frank

June 4 • Charlottesville, Va.

Oregon State	5
Virginia	3

Oregon State 0 0 0 0 0 1 0 3 1 - 5 11 1  
 Virginia 0 0 0 0 3 0 0 0 0 - 3 5 4  
 WP-Paterson, Joe (9-6)  
 LP-Schwimer, Michael (3-1)  
 T-3:08 A-3212  
 HR OSU - Hopkins, Chris; Lennerton, Jordan

June 5 • Charlottesville, Va.

Virginia	3
Oregon State	7

Virginia 0 3 0 0 0 0 0 0 0 - 3 7 1  
 Oregon State 2 3 0 0 0 2 0 0 X - 7 12 1  
 WP-Kunz, Eddie (3-1)  
 SV-Paterson, Joe (1)  
 LP-Lambert, Casey (3-3)  
 T-3:04 A-2389  
 HR OSU - Lechelt, Lonnie

Corvallis Super Regional

June 10 • Corvallis, Ore.

Oregon State	1
Michigan	0

Oregon State 0 0 0 0 0 0 0 0 1 - 1 1 0  
 Michigan 0 0 0 0 0 0 0 0 0 - 0 4 0  
 WP-Paterson, Joe (10-6)  
 SV-Kunz, Eddie (11)  
 LP-Putnam, Zach (8-5)  
 T-2:32 A-3284

2007 Postseason Statistics

Player	AVG	G/GS	AB	R	H	RBI	2B	3B	HR	BB	SO	SB-ATT	SLG	OBA
Santschi, Scott	.417	9/8	24	4	10	7	2	0	1	7	2	0-0	.625	.548
Wallace, John	.364	9/6	22	6	8	6	1	2	0	3	8	2-2	.591	.423
Barney, Darwin	.347	12/12	49	10	17	11	2	0	2	7	4	3-3	.510	.431
Wong, Joey	.340	12/12	47	8	16	7	2	0	0	4	11	0-0	.383	.415
Ogata, Jason	.308	9/6	26	0	8	7	0	0	0	2	7	1-1	.308	.345
Hopkins, Chris	.294	12/12	51	14	15	4	3	0	1	6	6	4-5	.412	.390
Lissman, Mike	.279	12/12	43	9	12	8	1	0	2	10	7	2-2	.442	.426
Wells, Braden	.263	12/4	19	4	5	0	0	0	0	1	7	2-3	.263	.333
Lechelt, Lonnie	.256	12/12	43	7	11	3	4	1	2	2	17	3-3	.535	.304
Canham, Mitch	.250	12/11	48	4	12	6	0	0	1	4	12	1-1	.313	.339
Lennerton, Jordan	.244	12/12	45	11	11	6	1	0	4	6	14	0-0	.533	.333
Ammon, Erik	.000	2/1	1	0	0	0	0	0	0	1	0	0-0	.000	.500
Kahalehoe, Koa	.000	5/0	1	0	0	0	0	0	0	0	0	0-0	.000	.000
Ortiz, Ryan	.000	1/0	0	0	0	0	0	0	0	0	0	0-0	.000	1.000
<b>Totals</b>	<b>.298</b>	<b>12/12</b>	<b>419</b>	<b>77</b>	<b>125</b>	<b>65</b>	<b>16</b>	<b>3</b>	<b>13</b>	<b>53</b>	<b>95</b>	<b>18-20</b>	<b>.444</b>	<b>.389</b>

Pitcher	ERA	W-L	SV	G/GS	CG	SH	IP	H	R	ER	BB	SO	AVG	HR
Grbavac, Mark	0.00	0-0	0	4/0	0	0	3.1	3	0	0	3	4	.250	0
Maxwell, Anton	0.00	0-0	0	2/0	0	0	0.2	0	0	0	1	0	.000	0
Keim, Greg	0.00	0-0	0	1/0	0	0	0.2	1	0	0	0	1	.333	0
Paterson, Joe	1.11	3-0	2	9/1	0	0	24.1	16	4	3	2	20	.190	1
Turpen, Daniel	1.96	1-0	2	4/2	0	0	18.1	12	4	4	6	14	.188	0
Reyes, Jorge	2.13	3-0	0	4/4	0	0	25.1	20	6	6	7	11	.220	2
Kunz, Eddie	3.24	1-1	2	5/0	0	0	8.1	7	4	3	3	3	.241	0
Stutes, Mike	4.50	3-0	0	5/5	0	0	30.0	22	15	15	17	28	.202	3
Keitzman, Blake	9.00	0-0	0	2/0	0	0	1.0	3	1	1	0	1	.500	0
<b>Totals</b>	<b>2.57</b>	<b>11-1</b>	<b>6</b>	<b>12/12</b>	<b>0</b>	<b>1</b>	<b>112.0</b>	<b>83</b>	<b>34</b>	<b>32</b>	<b>39</b>	<b>82</b>	<b>.210</b>	<b>6</b>

June 11 • Corvallis, Ore.

Michigan	2
Oregon State	8

Michigan 0 0 0 0 0 1 0 0 1 - 2 4 0  
 Oregon State 0 4 0 0 3 0 0 1 X - 8 8 0  
 WP-Stutes, Mike (10-4)  
 LP-Wilson, Mike (7-1)  
 T-3:00 A-3178  
 HR MICH - Rose, Eric 2

College World Series

June 16 • Omaha, Neb.

Oregon State	3
Cal-State Fullerton	2

Oregon State 1 1 0 0 0 0 1 0 0 - 3 7 1  
 CSF Fullerton 0 0 1 0 0 0 0 1 0 - 2 6 1  
 WP-Reyes, Jorge (6-3)  
 SV-Kunz, Eddie (12)  
 LP-Roemer, Wes (11-7)  
 T-2:59 A-26559  
 HR OSU - Lissman, Mike; Santschi, Scott  
 HR CSUF - Mahin, Nick

June 18 • Omaha, Neb.

Arizona State	6
Oregon State	12

Arizona State 0 1 0 0 0 0 4 0 1 - 6 7 2  
 Oregon State 2 4 1 1 1 3 0 0 X - 12 18 1  
 WP-Stutes, Mike (11-4)  
 LP-Flores, Brian (11-2)  
 T-3:34 A-21692  
 HR OSU - Lissman, Mike; Lennerton, Jordan

June 20 • Omaha, Neb.

UC-Irvine	1
Oregon State	7

UC-Irvine 0 0 0 1 0 0 0 0 0 - 1 5 1  
 Oregon State 0 0 4 0 1 0 1 1 X - 7 11 0  
 WP-Turpen, Daniel (10-1)  
 LP-Bergman, Christian (0-4)  
 T-2:59 A-29921  
 HR OSU - Canham, Mitch

June 23 • Omaha, Neb.

North Carolina	4
Oregon State	11

North Carolina 0 0 0 2 0 1 1 0 - 4 12 2  
 Oregon State 0 2 1 0 1 2 4 1 X - 11 12 2  
 WP-Reyes, Jorge (7-3)  
 SV-Paterson, Joe (2)  
 LP-White, Alex (6-7)  
 T-3:17 A-26887  
 HR OSU - Lennerton, Jordan  
 HR UNC - Johnson, Benji

June 24 • Omaha, Neb.

Oregon State	9
North Carolina	3

Oregon State 0 3 1 0 1 0 2 0 2 - 9 13 0  
 North Carolina 0 1 0 1 0 1 0 0 0 - 3 9 2  
 WP-Stutes, Mike (12-4)  
 LP-Putkonen, Luke (8-2)  
 T-3:29 A-25012  
 HR OSU - Barney, Darwin; Lennerton, Jordan  
 HR UNC - Ackley, Dustin





## 2006 National Champions OSU Wins Its First Title

Oregon State went to the 2006 College World Series in Omaha as veterans after the Beavers made their second all-time appearance at the CWS in 2005.

The Beavers returned a number of players who made the 2005 appearance, and who were bounced after two games. That left them hungry, knowing they wanted more. And in 2006, they did not disappoint as Oregon State went 6-2 over eight games in Omaha to claim its first national championship.

The Beavers dispatched of North Carolina in the national title series. Oregon State lost to the Tar Heels, 4-3, in the first game, and saw itself behind UNC, 5-0, after three-and-a-half innings, but the Beavers scored seven in the bottom of the fourth and forced a third game after an 11-7 victory. A North Carolina error in the eighth gave the Beavers a run, breaking a 2-2 tie in the deciding game, and ultimately, the victory.

That national championship victory made the Beavers the first NCAA title holder from the Pacific-10 Conference since USC in 1998.

- Oregon State became the first team from the Pacific Northwest to win the national title, and the first from the northern part of the country to win it in 40 years.
- The Beavers were the first team to ever face six elimination games at the College World Series. And OSU became the first national championship club to win despite losing two games in Omaha.
- Oregon State opened its trip in Omaha by losing to Miami, 11-1. By virtue of that loss, the Beavers became just the second team in the last 25 years to win the title after losing their first game.
- Right-handed starter Jonah Nickerson was named the Most Outstanding Player of the College World Series. He made three CWS appearances, throwing 21 2/3 innings, allowing just four runs (two earned), 12 hits and four walks. Nickerson struck out 19.
- Nickerson ended the postseason with a 4-0 record, winning at least one game in the NCAA Regional, NCAA Super Regional and College World Series. He threw 36 2/3 innings over five games and allowed just 20 hits to go along with 34 strikeouts and a 1.23 ERA.
- Nickerson paced the Oregon State pitching staff, which saw eight pitchers contribute in the postseason run. Only one pitcher had an ERA above 5.00, and the team combined to limit opponents to a .219 batting average.
- Offensively, the Beavers finished with a .302 average as a team through 13 postseason games. Tyler Graham paced the way for the Beavers with a .426 batting average while Bill Rowe was close behind with a .419 mark. His 18 runs batted in led the team.
- Oregon State opened the postseason by hosting an NCAA Regional and the Beavers outscored their opponents - Wright State, Kansas and Hawaii - by a combined 28-9 mark. Oregon State never trailed during regional play.
- The Beavers defeated Stanford, 4-3, to open Super Regional play at Goss in the next round, then shut out the Cardinal, 15-0, in the second game to advance to Omaha. The 15-run win marked the second-biggest in the school's postseason history and was just the second shutout ever thrown, at the time, by OSU pitchers in NCAA play.
- Oregon State advanced to the postseason by winning the Pac-10 title and was named a No. 1 seed at its own regional.
- The Beavers ended the 2006 season with 50 victories, a school-record. It eclipsed the previous record of 46 set in 2005.

### 2006 Roster

No.	Pitchers	Yr.	B-T	Ht.	Wt.	Hometown
42	Bret Bochsler	Fr.	L-L	6-1	170	Redmond, Wash.
32	Reed Brown	So.	R-R	6-4	210	Edmonds, Wash.
2	Dallas Buck	Jr.	R-R	6-3	210	Newberg, Ore.
24	Brian Budrow	Fr.	R-R	6-4	215	Glendale, Ariz.
46	Bryn Card	Fr.	L-L	6-3	175	Klamath Falls, Ore.
18	Mark Grbavac	Fr.	R-R	6-0	180	Portland, Ore.
6	Kevin Gunderson Jr.	R-L	5-10	165	Portland, Ore.	
4	Greg Keim	Jr.	R-R	5-11	175	Ontario, Ore.
36	Jon Koller	Sr.	R-R	6-6	230	Carlsbad, Calif.
44	Eddie Kunz	So.	R-R	6-5	250	Portland, Ore.
17	Anton Maxwell Jr.	L-L	5-9	180	Anchorage, Alas.	
34	Jonah Nickerson Jr.	R-R	6-1	195	Oregon City, Ore.	
26	Joe Paterson	So.	L-L	6-1	195	McMinnville, Ore.
31	Alex Sogard	Fr.	L-L	6-3	200	Phoenix, Ariz.
33	Mike Stutes	So.	R-R	6-1	185	Lake Oswego, Ore.
27	Rob Summers	Fr.	R-R	6-0	188	Beaverton, Ore.
28	Daniel Turpen	So.	R-R	6-4	215	McMinnville, Ore.
No.	Catchers	Yr.	B-T	Ht.	Wt.	Hometown
12	Erik Ammon	So.	R-R	5-11	195	Salem, Ore.
11	Mitch Canham	So.	R-R	6-2	212	Lake Stevens, Wash.
1	Casey Priseman	So.	R-R	6-1	195	Woodinville, Wash.
39	Dale Solomon	Fr.	R-R	5-11	205	Moreno Valley, Calif.
No.	Infielders	Yr.	B-T	Ht.	Wt.	Hometown
10	Darwin Barney	So.	R-R	5-10	175	Beaverton, Ore.
30	Brett Casey	Fr.	S-R	6-0	170	Corvallis, Ore.
16	Cory Ellis	Fr.	R-R	5-7	160	Portland, Ore.
14	Ryan Gipson	Sr.	R-R	5-11	182	Central Point, Ore.
3	Chris Kunda	Sr.	R-R	6-0	175	Philomath, Ore.
15	Lonnie Lechelt	So.	R-R	6-0	193	Kennewick, Wash.
29	Shea McFeely	Sr.	R-R	6-1	210	Federal Way, Wash.
41	Sean Rockey	Fr.	R-R	6-0	180	Sammamish, Wash.
38	Bill Rowe	Fr.	L-L	6-3	230	Ashland, Ore.
No.	Outfielders	Yr.	B-T	Ht.	Wt.	Hometown
40	Derek Engelke	So.	L-L	5-10	175	Newberg, Ore.
9	Cole Gillespie Jr.	R-R	6-1	200	West Linn, Ore.	
21	Tyler Graham Jr.	R-R	6-1	185	Great Falls, Mont.	
22	Koa Kahalehoe	Fr.	L-L	5-10	195	Las Vegas, Nev.
45	Joey Lakowske	Fr.	L-R	6-2	195	Corvallis, Ore.
20	Greg Laybourn	Fr.	R-R	5-10	190	Portland, Ore.
8	Mike Lissman Jr.	R-R	6-0	200	Ontario, Ore.	
19	Jake McCormick Jr.	R-R	6-3	225	Marysville, Calif.	
23	Scott Santschi Jr.	L-R	6-0	190	Vancouver, Wash.	
37	Geoff Wagner	Sr.	L-L	6-2	215	Redmond, Ore.
35	John Wallace	Fr.	L-R	6-0	200	Reno, Nev.

**Head Coach:** Pat Casey  
**Associate Head Coach:** Dan Spencer  
**Assistant Coach:** Marty Lees  
**Volunteer Assistant Coach:** David Wong  
**Director of Operations:** Ron Northcutt  
**Athletic Trainers:** David Stricklin, Travis Tims  
**Managers:** Peter Hughes, Brian Pecor  
**Administrative Assistant:** Stephanie Kondos  
**Academics:** Ardell Bailey  
**Equipment:** Tom Williams  
**Head Groundskeeper:** Al Kirk  
**Sports Information:** Kip Carlson  
**Video:** Jeff Taylor  
**Radio Broadcaster:** Mike Parker



2006 National Championship

Corvallis Regional

June 2 • Corvallis, Ore.

Wright State 3  
Oregon State 5

Wright State 0 0 0 0 2 1 0 0 0 - 3 7 1  
Oregon State 1 0 0 2 0 0 0 2 X - 5 9 2  
WP-Kunz, Eddie (2-0)  
SV-Gunderson, Kevin (16)  
LP-Smith, Joe (3-1)  
T-2:39 A-2587  
HR OSU - Gillespie, Cole

June 3 • Corvallis, Ore.

Kansas 3  
Oregon State 11

Kansas 0 0 0 0 1 0 0 2 0 - 3 4 1  
Oregon State 0 7 0 2 0 0 0 2 X - 11 11 1  
WP-Nickerson, Jonah (10-4)  
LP-Land, S. (5-7)  
T-2:34 A-2967  
HR OSU - Kunda, Chris 2  
HR KU - Simpson; Price, Ry.

June 4 • Corvallis, Ore.

Oregon State 12  
Hawaii 3

Oregon State 1 0 3 0 1 0 3 4 0 - 12 13 1  
Hawaii 0 0 0 2 0 1 0 0 0 - 3 9 2  
WP-Stutes, Mike (7-2)  
LP-Daly, Matt (6-2)  
T-3:23 A-2783

Corvallis Super Regional

June 10 • Corvallis, Ore.

Stanford 3  
Oregon State 4

Stanford 0 0 2 0 1 0 0 0 0 - 3 8 3  
Oregon State 1 0 2 0 0 0 1 0 X - 4 7 0  
WP-Buck, Dallas (12-2)  
SV-Gunderson, Kevin (17)  
LP-Reynolds, Greg (7-6)  
T-2:46 A-3173  
HR STAN - Rapaport, Jim

June 11 • Corvallis, Ore.

Oregon State 15  
Stanford 0

Oregon State 4 0 0 6 0 2 0 2 1 - 15 19 0  
Stanford 0 0 0 0 0 0 0 0 0 - 0 5 1  
WP-Nickerson, Jonah (11-4)  
LP-Gallagher, Nolan (5-5)  
T-2:58 A-3194  
HR OSU - Santschi, Scott

College World Series

June 17 • Omaha, Neb.

Miami 11  
Oregon State 1

Miami 2 3 0 0 2 0 0 4 0 - 11 11 0  
Oregon State 0 0 0 0 0 0 0 1 0 - 1 6 1  
WP-Maine, Scott (12-3)  
LP-Buck, Dallas (12-3)

2006 Postseason Statistics

Player	AVG	G/GS	AB	R	H	RBI	2B	3B	HR	BB	SO	SB-ATT	SLG	OBA
Graham, Tyler	.426	13/13	47	13	20	9	2	1	0	3	7	6-7	.511	.500
Rowe, Bill	.419	13/13	43	15	18	18	4	1	1	7	6	0-0	.628	.509
Gillespie, Cole	.388	13/13	49	14	19	7	5	2	2	7	10	1-1	.694	.500
Lissman, Mike	.313	6/5	16	2	5	2	1	0	0	1	2	2-2	.375	.389
Wallace, John	.293	11/11	41	7	12	4	0	0	0	3	13	2-2	.293	.356
Canham, Mitch	.289	13/13	45	3	13	11	4	0	0	3	10	3-3	.378	.340
Barney, Darwin	.259	13/13	54	7	14	7	0	0	0	6	6	2-4	.259	.328
McFeely, Shea	.250	13/13	48	5	12	8	2	0	2	3	8	0-0	.417	.321
Kunda, Chris	.229	13/13	48	13	11	11	3	0	2	8	4	0-0	.417	.328
Gipson, Ryan	.200	3/2	5	2	1	1	1	0	0	2	1	0-0	.400	.429
Santschi, Scott	.154	10/8	26	4	4	2	1	0	1	7	8	0-0	.308	.333
Wagner, Geoff	.000	3/0	3	0	0	0	0	0	0	0	2	0-0	.000	.000
Ammon, Erik	.000	3/0	1	0	0	0	0	0	0	0	1	0-0	.000	.000
Kahalehoe, Koa	.000	3/0	1	0	0	0	0	0	0	0	0	0-0	.000	.000
<b>Totals</b>	<b>.302</b>	<b>13/13</b>	<b>427</b>	<b>85</b>	<b>129</b>	<b>80</b>	<b>23</b>	<b>4</b>	<b>8</b>	<b>50</b>	<b>78</b>	<b>16-19</b>	<b>.431</b>	<b>.391</b>
Pitcher	ERA	W-L	SV	G/GS	CG	SH	IP	H	R	ER	BB	SO	AVG	HR
Grbavac, Mark	0.00	0-0	0	1/0	0	0	0.1	1	0	0	0	0	.500	0
Turpen, Daniel	0.87	1-0	0	4/1	0	0	10.1	7	1	1	3	6	.206	0
Nickerson, Jonah	1.23	4-0	0	5/5	0	0	36.2	20	7	5	11	34	.155	3
Paterson, Joe	1.69	0-1	0	5/0	0	0	5.1	2	1	1	3	1	.111	0
Gunderson, Kevin	1.88	1-0	5	8/0	0	0	14.1	8	3	3	2	6	.160	1
Stutes, Mike	4.80	2-0	0	3/3	0	0	15.0	19	8	8	4	10	.306	1
Kunz, Eddie	4.91	1-0	0	7/0	0	0	7.1	6	4	4	3	3	.222	0
Buck, Dallas	5.40	2-1	0	5/4	0	0	26.2	31	16	16	11	22	.290	2
<b>Totals</b>	<b>2.95</b>	<b>11-2</b>	<b>5</b>	<b>13/13</b>	<b>0</b>	<b>0</b>	<b>116.0</b>	<b>94</b>	<b>40</b>	<b>38</b>	<b>37</b>	<b>82</b>	<b>.219</b>	<b>7</b>

T-2:42 A-25417  
HR UM - Raben, Dennis

June 19 • Omaha, Neb.

Oregon State 5  
Georgia 3

Oregon State 0 1 1 2 0 0 0 1 0 - 5 12 2  
Georgia 0 0 1 0 1 0 0 1 0 - 3 7 1  
WP-Nickerson, Jonah (12-4)  
SV-Gunderson, Kevin (18)  
LP-Westphal, Mickey (7-3)  
T-2:45 A-17135  
HR UG - Wyatt, Jonathan

June 20 • Omaha, Neb.

Oregon State 8  
Miami 1

Oregon State 1 0 4 1 1 0 0 0 1 - 8 13 0  
Miami 0 0 0 0 0 0 1 0 0 - 1 5 1  
WP-Stutes, Mike (8-2)  
LP-Gutierrez, Carlos (9-7)  
T-3:03 A-26241  
HR OSU - McFeely, Shea  
HR UM - Raben, Dennis

June 21 • Omaha, Neb.

Rice 0  
Oregon State 5

Rice 0 0 0 0 0 0 0 0 0 - 0 5 0  
Oregon State 0 0 3 0 0 1 1 0 X - 5 7 0  
WP-Turpen, Daniel (3-0)  
LP-Crow, Craig (8-3)  
T-2:54 A-30335  
HR OSU - McFeely, Shea

June 22 • Omaha, Neb.

Oregon State 2  
Rice 0

Oregon State 0 1 0 0 1 0 0 0 0 - 2 3 0  
Rice 0 0 0 0 0 0 0 0 0 - 0 2 0  
WP-Nickerson, Jonah (13-4)  
SV-Gunderson, Kevin (19)  
LP-Degerman, Eddie (13-2)  
T-2:29 A-19161

June 24 • Omaha, Neb.

Oregon State 3  
North Carolina 4

Oregon State 0 0 1 0 0 2 0 0 0 - 3 9 0  
North Carolina 2 0 0 0 0 1 0 1 X - 4 10 1  
WP-Hovis, Jonathan (8-2)  
SV-Carnigan, Andrew (15)  
LP-Paterson, Joe (1-1)  
T-2:50 A-26808

June 25 • Omaha, Neb.

North Carolina 7  
Oregon State 11

North Carolina 0 1 3 1 0 0 2 0 0 - 7 13 0  
Oregon State 0 0 0 7 0 4 0 0 X - 11 14 0  
WP-Gunderson, Kevin (3-2)  
LP-Danford, Matt (7-2)  
T-3:07 A-25046  
HR OSU - Rowe, Bill  
HR UNC - Federowicz, Tim

June 26 • Omaha, Neb.

North Carolina 2  
Oregon State 3

North Carolina 0 0 0 2 0 0 0 0 - 2 8 4  
Oregon State 0 0 0 2 0 0 0 1 X - 3 6 1  
WP-Buck, Dallas (13-3)  
SV-Gunderson, Kevin (20)  
LP-Bard, Daniel (9-4)  
T-3:09 A-18565



## 2005 CWS Participants Beavers Begin 3-Year Run

Oregon State began its magical three-year run to Omaha in 2005, a year that saw the club make many firsts. The Beavers went to the College World Series for the first time in more than 50 years, win the Pacific-10 Conference for the first time and advance to an NCAA Super Regional for the first time.

They did so with a cast of players with an overwhelming Pacific Northwest flavor, including Oregon born Dallas Buck, Kevin Gunderson, Jonah Nickerson, Jacoby Ellsbury and Darwin Barney, among others. Of the 29 players on the roster born in either Oregon or Washington, 13 ended their tenure at Oregon State being drafted by Major League clubs at least once.

The Beavers played their last game in Omaha on June 20, which, at the time, was the latest on the calendar an Oregon State season had ever extended.

- Oregon State went 0-2 in Omaha, but the World Series capped off a magnificent season for the Beavers. Oregon State won its first Pac-10 title by going 19-5 during the regular season. The 19 wins mark a conference record for the Beavers, who won seven of their eight Pac-10 series.

- The Beavers won 46 games, a new single-season school record. It surpassed the previous record of 39 set in 1986.

- The Beavers lost consecutive games only twice; once during the regular season, to Stanford and Arizona, and then in Omaha to Tulane and Baylor.

- Oregon State won five of its six games leading up to the College World Series. The Beavers outscored St. John's and Ohio State, 34-7, in three games at the Corvallis Regional.

- The Beavers advanced to a Super Regional at Goss Stadium, and took 2-of-3 from USC, whom OSU had ended the Pac-10 regular season with. The Beavers advanced to the NCAA College World Series after scoring two runs in the seventh in the third game of the Super Regional.

- Oregon State lost both of its games in Omaha, but the team's pitching staff was stellar. The Beavers allowed just seven runs over two games at Rosenblatt Stadium.

- The Beavers batted .321 as a team through the eight postseason games, and were led by Andy Jenkins' .459 batting average, which stands as the single-best postseason for any Oregon State player.

- The team's pitching staff was anchored by Jonah Nickerson, who went 1-1 with a 2.11 earned run average. Nickerson ended his career with five postseason victories, four a year later, which ties Mike Stutes for most in an OSU career.

- The trip to the postseason was the first in 19 years for Oregon State, which had last appeared in an NCAA Regional in Stillwater, Okla., in 1986. At the time, the eight postseason games played in 2005 was a single-year record for the Beavers.

- Head coach Pat Casey won his first career postseason game on June 3 as the Beavers scored a run in both the eighth and ninth innings for a 4-3 come-from-behind victory over Ohio State.

- Oregon State defeated St. John's, 19-3, in the final game of the Corvallis Regional. The 16-run win still stands as the team's single-largest postseason victory.

- Jacoby Ellsbury, who in 2007 became the first former OSU player to win a MLB World Series, played in all eight games in the 2005 postseason and batted .351 with two doubles, a triple and five stolen bases.

- Thirteen players who played in the 2005 postseason won a title in 2006 with OSU.

## 2005 Roster

No.	Pitchers	Yr.	B-T	Ht.	Wt.	Hometown
32	Reed Brown	Fr.	R-R	6-4	195	Edmonds, Wash.
2	Dallas Buck	So.	R-R	6-2	190	Newberg, Ore.
38	A.J. Davidson	Jr.	S-L	6-3	200	Florence, Ore.
18	Nate Fogle	Jr.	R-R	6-3	220	Gresham, Ore.
6	Kevin Gunderson	So.	R-L	5-10	160	Portland, Ore.
16	Kevin Joslyn	Sr.	L-L	6-1	185	Spokane, Wash.
	Josh Keller	Fr.	R-R	6-4	230	Portland, Ore.
36	Jon Koller	Jr.	R-R	6-6	235	Carlsbad, Calif.
44	Eddie Kunz	Fr.	R-R	6-4	250	Portland, Ore.
17	Anton Maxwell	So.	L-L	5-9	175	Anchorage, Alas.
19	Jake McCormick	So.	R-R	6-2	220	Marysville, Calif.
34	Jonah Nickerson	So.	R-R	6-1	190	Oregon City, Ore.
4	Kurt Steele	Jr.	R-R	6-2	180	Corvallis, Ore.
27	Rob Summers	Fr.	R-R	6-0	185	Beaverton, Ore.
28	Daniel Turpen	Fr.	R-R	6-4	195	McMinnville, Ore.
No.	Catchers	Yr.	B-T	Ht.	Wt.	Hometown
11	Mitch Canham	So.	L-R	6-2	200	Lake Stevens, Wash.
35	Billy Munich	Jr.	S-R	6-1	225	El Macero, Calif.
20	Casey Priseman	Fr.	R-R	6-1	180	Woodinville, Wash.
No.	Infielders	Yr.	B-T	Ht.	Wt.	Hometown
10	Darwin Barney	Fr.	R-R	5-10	170	Beaverton, Ore.
30	Travis Carver	Fr.	L-R	6-3	235	McMinnville, Ore.
	Cory Ellis	Fr.	R-R	5-7	160	Portland, Ore.
14	Ryan Gipson	Jr.	R-R	5-11	180	Central Point, Ore.
8	Andy Jenkins	Sr.	R-R	6-0	200	Salem, Ore.
3	Chris Kunda	Jr.	R-R	6-0	175	Philomath, Ore.
15	Lonnie Lechelt	Fr.	R-R	6-0	190	Kennewick, Wash.
25	Joey Ledesma	Jr.	L-R	6-0	190	Tucson, Ariz.
29	Shea McFeely	Jr.	R-R	6-2	215	Federal Way, Wash.
31	Scott Nelson	Jr.	R-R	6-3	215	Eugene, Ore.
1	Todd Shelton	Jr.	R-R	5-10	185	Bakersfield, Calif.
No.	Outfielders	Yr.	B-T	Ht.	Wt.	Hometown
22	Danny Anderson	Sr.	R-R	6-4	200	Modesto, Calif.
24	Chris Campos	Sr.	L-L	6-1	208	Modesto, Calif.
	Nic Chapin	Jr.	L-L	5-11	185	Oregon City, Ore.
23	Jacoby Ellsbury	Jr.	L-L	6-1	190	Madras, Ore.
40	Joel Evans	Sr.	R-R	6-5	230	Redmond, Wash.
12	Rob Folsom	Fr.	R-R	5-9	180	Medford, Ore.
9	Cole Gillespie	So.	R-R	6-1	200	West Linn, Ore.
21	Tyler Graham	Jr.	R-R	6-0	180	Great Falls, Mont.
26	Mike Lissman	So.	R-L	6-0	195	Ontario, Ore.
37	Geoff Wagner	Jr.	L-L	6-2	215	Redmond, Ore.

**Head Coach:** Pat Casey

**Associate Head Coach:** Dan Spencer

**Assistant Coach:** Marty Lees

**Volunteer Assistant Coach:** Troy Schader

**Athletic Trainer:** Matt Toth

**Assistant Athletic Trainers:** Nathan Dufault, J.R. Tatum

**Manager:** Peter Hughes

**Administrative Assistant:** Jenny Siewell

**Head Groundskeeper:** Al Kirk

**Sports Information:** Kip Carlson

**Radio Broadcaster:** Mike Parker



2005 College World Series

Corvallis Regional

June 3 • Corvallis, Ore.

Ohio State	3
Oregon State	4

Ohio State 0 0 0 1 0 1 1 0 0 - 3 4 0  
 Oregon State 0 2 0 0 0 0 0 1 1 - 4 9 2  
 WP-Gunderson, Kevin (6-2)  
 LP-Meister, Rory (8-2)  
 T-2:23 A-2612  
 HR OSU - Canham, Mitch; McFeely, Shea

June 4 • Corvallis, Ore.

Oregon State	11
St. John's	1

Oregon State 0 1 0 0 4 1 0 5 0 - 11 14 0  
 St. John's 0 0 0 0 0 0 0 0 1 - 1 7 4  
 WP-Nickerson, Jonah (9-1)  
 LP-Wladkya, Jim (7-3)  
 T-2:54 A-2609

June 5 • Corvallis, Ore.

St. John's	3
Oregon State	19

St. John's 0 0 0 0 0 1 2 0 0 - 3 11 0  
 Oregon State 0(13) 0 4 2 0 0 0 X -19 22 4  
 WP-Maxwell, Anton (11-1)  
 LP-Smith, Anthony (1-2)  
 T-3:14 A-2532  
 HR OSU - Anderson, Danny 2

Corvallis Super Regional

June 11 • Corvallis, Ore.

USC	4
Oregon State	10

USC 2 0 2 0 0 0 0 0 0 - 4 9 8  
 Oregon State 1 0 0 2 0 2 0 5 X -10 7 0  
 WP-Buck, Dallas (12-1)  
 SV-Gunderson, Kevin (14)  
 LP-Kennedy, Ian (12-3)  
 T-3:44 A-3059  
 HR OSU - Jenkins, Andy

June 12 • Corvallis, Ore.

Oregon State	8
USC	9

10 Innings  
 Oregon State 0 0 0 2 1 2 3 0 0 0 - 8 10 4  
 USC 0 0 0 0 2 1 0 2 3 1 - 9 16 1  
 WP-Koss, Paul (4-1)  
 LP-Gunderson, Kevin (6-3)  
 T-4:14 A-3068  
 HR OSU - Anderson, Danny; Canham, Mitch; Gipson, Ryan  
 HR USC - Clement, Jeff

2005 Postseason Statistics

Player	AVG	G/GS	AB	R	H	RBI	2B	3B	HR	BB	SO	SB-ATT	SLG	OBA
Jenkins, Andy	.459	8/8	37	9	17	13	2	2	2	0	0	0-0	.784	.475
Canham, Mitch	.353	8/8	34	10	12	9	3	0	2	3	6	1-1	.618	.421
Ellsbury, Jacoby	.351	8/8	37	11	13	6	2	1	0	6	7	5-5	.459	.442
Gipson, Ryan	.333	8/8	24	4	8	7	2	0	1	2	4	2-2	.542	.393
Campos, Chris	.333	5/1	6	1	2	0	0	0	0	2	0	0-0	.333	.500
Kunda, Chris	.333	7/0	3	0	1	2	0	0	0	1	0	0-0	.333	.500
Gillespie, Cole	.321	8/8	28	5	9	4	1	0	0	4	3	1-1	.357	.429
Lissman, Mike	.300	6/2	10	0	3	0	0	0	0	2	1	0-1	.300	.462
McFeely, Shea	.290	8/8	31	8	9	8	3	0	1	4	9	1-1	.484	.378
Anderson, Danny	.286	6/3	14	5	4	6	0	0	3	2	4	0-0	.929	.375
Barney, Darwin	.281	8/8	32	6	9	4	1	0	0	6	5	1-2	.313	.410
Graham, Tyler	.206	8/8	34	5	7	4	0	0	0	3	8	2-3	.206	.270
Wagner, Geoff	.000	3/1	3	1	0	0	0	0	0	1	1	0-0	.000	.250
Lechelt, Lonnie	.000	2/0	0	1	0	0	0	0	0	0	0	0-0	.000	.000
Priseman, Casey	.000	1/0	0	0	0	0	0	0	0	0	0	0-0	.000	.000
<b>Totals</b>	<b>.321</b>	<b>8/8</b>	<b>293</b>	<b>66</b>	<b>94</b>	<b>62</b>	<b>14</b>	<b>3</b>	<b>9</b>	<b>36</b>	<b>48</b>	<b>13-16</b>	<b>.481</b>	<b>.406</b>

Pitcher	ERA	W-L	SV	G/GS	CG	SH	IP	H	R	ER	BB	SO	AVG	HR
Joslyn, Kevin	0.00	0-0	0	1/0	0	0	1.0	1	0	0	0	2	.250	0
Nickerson, Jonah	2.11	1-1	0	3/3	1	0	21.1	21	6	5	2	18	.250	0
Gunderson, Kevin	2.61	1-2	1	5/0	0	0	10.1	10	5	3	2	11	.270	1
Buck, Dallas	2.86	1-0	1	4/3	0	0	22.0	18	10	7	13	9	.231	0
Maxwell, Anton	4.09	1-0	0	2/2	0	0	11.0	11	6	5	7	3	.244	1
Kunz, Eddie	4.50	1-0	0	4/0	0	0	4.0	4	2	2	3	6	.250	1
Fogle, Nate	16.88	0-0	0	3/0	0	0	2.2	6	6	5	1	2	.462	0
<b>Totals</b>	<b>3.36</b>	<b>5-3</b>	<b>2</b>	<b>8/8</b>	<b>1</b>	<b>0</b>	<b>72.1</b>	<b>71</b>	<b>35</b>	<b>27</b>	<b>28</b>	<b>51</b>	<b>.256</b>	<b>3</b>

June 13 • Corvallis, Ore.

USC	8
Oregon State	10

USC 0 0 3 0 0 4 0 1 0 - 8 6 1  
 Oregon State 2 1 2 0 2 1 2 0 X -10 17 0  
 WP-Kunz, Eddie (2-0)  
 SV-Buck, Dallas (1)  
 LP-Schlack, Ryan (0-2)  
 T-4:00 A-2750  
 HR OSU - Jenkins, Andy  
 HR USC - Clement, Jeff

College World Series

June 18 • Omaha, Neb.


Oregon State	1
Tulane	3

Oregon State 1 0 0 0 0 0 0 0 0 - 1 6 0  
 Tulane 0 0 0 0 0 0 2 1 X - 3 8 0  
 WP-Owings, Micah (12-4)  
 SV-Latham, Daniel (13)  
 LP-Nickerson, Jonah (9-2)  
 T-2:43 A-20345  
 HR TUL - Southard, Nathan


June 20 • Omaha, Neb.

Baylor	4
Oregon State	3

10 Innings  
 Baylor 0 0 0 2 1 0 0 0 0 1 - 4 10 1  
 Oregon State 0 2 0 0 1 0 0 0 0 0 - 3 9 2  
 WP-Mandel, Jeff (4-0)  
 LP-Gunderson, Kevin (6-4)  
 T-3:50 A-13000



Above: Andy Jenkins. Below: Dallas Buck





## 1952 CWS Participants OSU Makes First CWS Trip

Oregon State made its first foray into an NCAA postseason in 1952, and the Beavers also advanced to the College World Series for the first time. Oregon State lost in two games in their inaugural trip to Omaha, but came away with a positive first experience at Omaha Stadium.

The Beavers opened the year by winning the Pacific Coast Conference title and then swept Fresno State in the Western Regional in Corvallis.

"The team of '52 was an exceptional collection of raw talent as I look back today," pitcher Alex Goedhard said years later. "I say raw talent because we had no specialty training. There were no coaches specializing in hitting, fielding, outfield or pitching. There were no physical training regimens for players targeting playing positions outside of daily routine practice. There was no or very little scouting of opposing teams and players."

- At the Western Regional, on June 7, the Beavers hosted Fresno State in front of a crowd of 4,600, the largest attendance figure to date at what is now Goss Stadium at Coleman Field.

- Oregon State began the season on a high note, winning its first seven games and nine of 10.

- The Beavers had just three losing streaks of two games, with the final one coming in Omaha. Oregon State did not lose consecutive games at home the entire season.

- The 27 victories posted by the Beavers in 1952 set a school single-season record. That record was not surpassed until the 1975 team won 28 games.

- Ralph Coleman was in the midst of his third stint with the team and had another 14 years before ending his illustrious career. Coleman's two victories in the postseason do not count toward his overall career record, but merely add to 561 victories, then a school record.

- Oregon State's appearance in Omaha was significant as it was only the sixth-ever College World Series held. The Beavers opened against Duke in just the second-ever meeting between the schools in any sport; the first was in the 1942 Rose Bowl.

- Oregon State used what is now an unusual mode of transportation to arrive in Omaha. The team traveled to Omaha by train on the Union Pacific streamliner City of Portland. The Beavers arrived just after 3 a.m. on a Wednesday.

- Oregon State was the fourth team of what is now known as the Pac-10 to advance to the College World Series. California, USC and Washington State all advanced to Omaha before the Beavers' first trip in 1952.

- The games were played at what was then known as Omaha Stadium; it is now known as Rosenblatt Stadium. This marked the third year the CWS was held at Rosenblatt.

- Twenty-seven of the 34 players (79.4 percent) listed on the roster hailed from the state of Oregon.

- Oregon State won its first-ever Pacific Coast Conference Championship in 1952. The Beavers defeated USC in two games; winning game one, 12-10, and taking game two, 5-4, with both contests being played in Corvallis.

- Dwane Helbig became Oregon State's first All-American in 1952 when the American Baseball Coaches Association named him to the second team. He batted .418 with three home runs and 10 RBI in PCC Northern Division games.

- Bailey Brem and Jay Dean, who were both on the 1952 team, earned All-American honors in 1953 and 1954, respectively. Dean was an All-American in 1955 as well. He was OSU's first two-time All-American.

## 1952 Roster

No.	Pitchers	Yr.	B-T	Ht.	Wt.	Hometown
14	Bud Berg	Sr.	R-R	6-2	190	Portland, Ore.
	Ralph Coleman Jr.	Jr.	L-L	6-0	155	Corvallis, Ore.
13	Bailey Brem	Jr.	R-R	6-3	185	Portland, Ore.
16	Alex Goedhard	Sr.	R-R	6-2	175	Pasadena, Calif.
2	Don Hopp	Fr.	R-R	6-2	175	Oregon City
	Jim Nierman	So.	R-L	6-0	175	Hillsboro, Ore.
20	Norb Wellman	So.	R-R	6-4	205	Mt. Angel, Ore.
9	Don White	Sr.	R-L	6-1	160	Portland, Ore.
No.	CATCHERS	Yr.	B-T	Ht.	Wt.	Hometown
	Jack Smith	So.	R-R	5-10	180	Ontario, Ore.
11	Jack Stephenson	Fr.	R-R	5-11	172	Tigard, Ore.
19	John Thomas	Sr.	R-R	6-3	215	Newark, N.J.
	Bill Turner	Jr.	R-R	5-9	175	Portland, Ore.
No.	Infielders	Yr.	B-T	Ht.	Wt.	Hometown
	Jack Bowen	Fr.	R-R	5-10	172	Nyssa, Ore.
3	Bobby Buob	Fr.	R-R	5-8	158	Union, N.J.
17	Jay Dean	Fr.	R-L	6-5	210	Nampa, Ida.
	Mel Edlger	So.	R-R	6-0	175	Dallas, Ore.
5	Chuck Fisk	Fr.	R-R	6-0	170	Portland, Ore.
	Connie Holzgang	So.	R-R	5-11	160	Medford, Ore.
10	Cub Houck	Sr.	R-R	6-0	185	Salem, Ore.
4	Danny Johnston	Jr.	R-R	5-11	175	Whittier, Calif.
	Johnny Rearden	Sr.	R-R	5-11	160	Corvallis, Ore.
15	Jim Ruggles	Fr.	L-R	6-0	170	Portland, Ore.
	Doug Wray	Fr.	R-R	5-9	150	The Dalles, Ore.
	Jim Walker	So.	L-L	5-10	155	L-Beach, Calif.
No.	Outfielders	Yr.	B-T	Ht.	Wt.	Hometown
8	Pete Goodbrod	Sr.	L-R	5-10	160	Salem, Ore.
7	Dwane Helbig	So.	R-R	6-0	195	Portland, Ore.
	Jim Jenks	Jr.	R-R	6-0	168	Albany, Ore.
	Ralph Krafve	Sr.	L-R	6-2	185	Portland, Ore.
12	Ed Nelson	Sr.	R-R	5-10	165	Corvallis, Ore.
	Jack Pinion	So.	R-R	5-10	195	Reedsport, Ore.
18	Bud Shirlcliff	Jr.	R-R	6-3	200	M-Creek, Ore.
	Dick Wilson	Fr.	L-L	5-11	165	Nyssa, Ore.
	Jim Withrow	Fr.	R-R	5-10	160	Van Nuys, Calif.
	Bob Thoman	Jr.	R-R	6-4	175	Corvallis, Ore.

**Head Coach:** Ralph Coleman

**Assistant Coach:** Paul Valenti

**Manager:** Ken Boshears

# COLLEGE WORLD SERIES

8 TOP  
COLLEGE  
TEAMS

The ROSE BOWL of COLLEGE BASEBALL

## OMAHA STADIUM

### June 12-13-14-15-16

Get Tickets Now at **RUSSELL SPORTS**, 1816 Farnam Street, Omaha

**2013 NCAA Postseason • OSU Championship History**

The 2013 NCAA Postseason will feature, as always, the nation's top 64 teams. Sixteen four-team regionals will be held May 31-June 3, followed by eight Super Regionals, featuring the top 16 teams remaining who advanced past the regionals. The 2013 College World Series will be played June 15-26 at TD Ameritrade Park Omaha.

The Pac-12 Conference holds the record with 27 World Series titles, followed by the Big 12 Conference at 10 and the Big Ten at six. A Pac-12 team has finished as national champions or runner-up in seven of the last 12 years. At least one Pac-12 player has been named to the All-College World Series team since 1997.

In 2006 and 2007, the then-Pac-10 had 11 players named to the All-CWS Team, and each one was an Oregon State Beaver. In 2006, Jonah Nickerson was named the Most Outstanding Player after the Beavers captured their first national title. In 2007, Jorge Reyes claimed the honor as OSU won its second straight title.

Oregon State is one of just six schools nationally to win back-to-back national titles, and one of three from the Pac-12. USC won five straight titles from 1970-74. Stanford won two straight from 1987-88, followed nearly 20 years later by the Beavers. Texas won consecutive titles from 1949-1950 and LSU became the fourth club to accomplish the feat, doing so in 1996 and 1997. South Carolina is the most recent, winning championships in 2010 and 2011.

**2013 NCAA Postseason Schedule**

May 31-June 3: NCAA Regionals (campus sites)

June 7-10: NCAA Super Regionals (campus sites)

June 15-26: NCAA College World series (TD Ameritrade Park Omaha)

*Note: Campus sites for the NCAA Regionals will be announced the day prior to the NCAA selection process. Super Regional sites will be announced the day after the regionals' completion.*

**Oregon State In The Postseason**

**All-Time Record:** 45-27 (.623)

**NCAA Regional Record:** 26-17 (.605)

**NCAA Super Regional Record:** 8-4 (.667)

**NCAA CWS Record:** 11-6 (.647)

**NCAA Appearances (14):** 1952, 1962, 1963, 1983, 1985, 1986, 2005, 2006, 2007, 2009, 2010, 2011, 2012, 2013

**Super Regional Appearances (5):** 2005, 2006, 2007, 2011, 2013

**College World Series Appearances (5):** 1952, 2005, 2006, 2007, 2013

**Head Coaches And The Postseason**

Coach	Overall	Reg.	Super	CWS
Ralph Coleman	3-6	3-4	0-0	0-2
Jack Riley	2-6	2-6	0-0	0-0
Pat Casey	40-15	21-7	8-4	11-4

**Postseason Superlatives**

**Most Runs:** 19, vs. St. John's (6/5/05)

**Most Runs Allowed:** 17, vs. Stanford (5/24/85)

**Fewest Runs:** 0, vs. Stanford (5/27/83)

**Fewest Runs Allowed:** 0, 5 times

**Win Streak:** 10 games (6/4-6/24/07)

**Most Wins (Pitcher):** 5; Stutes, Nickerson

**Largest Attendance (Reg.):** 11,535 (6/2/12)

**Largest Attendance (Super):** 3,602 (6/9/13)

**Largest Attendance (CWS):** 30,335 (6/21/06)

**All-Time Versus Opponents**

Opponent	Overall	Reg.	Super	CWS
Arizona State	1-0	0-0	0-0	1-0
Arkansas	1-1	1-1	0-0	0-0
Baylor	0-1	0-0	0-0	0-1
Belmont	1-0	1-0	0-0	0-0
Cal-State Fullerton	1-0	0-0	0-0	1-0
Creighton	1-0	1-0	0-0	0-0
Duke	0-1	0-0	0-0	0-1
Florida	0-1	0-1	0-0	0-0
Florida Atlantic	1-1	1-1	0-0	0-0
Fresno State	2-0	2-0	0-0	0-0
Georgia	2-0	1-0	0-0	1-0
Hawaii	1-0	1-0	0-0	0-0
Kansas	1-0	1-0	0-0	0-0
Kansas State	2-1	0-0	2-1	0-0
Louisiana-Monroe	1-0	1-0	0-0	0-0
LSU	0-2	0-2	0-0	0-0
Miami (Fla.)	1-1	0-0	0-0	1-1
Michigan	2-0	0-0	2-0	0-0
North Carolina	4-1	0-0	0-0	4-1
Ohio State	1-0	1-0	0-0	0-0
Pepperdine	0-1	0-1	0-0	0-0
Rice	2-0	0-0	0-0	2-0
Richmond	1-0	1-0	0-0	0-0
Rutgers	2-0	2-0	0-0	0-0
Santa Clara	0-2	0-2	0-0	0-0
Stanford	2-3	0-3	2-0	0-0
St. John's	2-0	2-0	0-0	0-0
TCU	0-2	0-2	0-0	0-0
Texas	0-1	0-0	0-0	0-1
Texas A&M	3-0	3-0	0-0	0-0
Tulane	0-1	0-0	0-0	0-1
UALR	1-0	1-0	0-0	0-0
UC-Irvine	1-0	0-0	0-0	1-0
UC Santa Barbara	1-1	1-1	0-0	0-0
USC	3-3	1-2	2-1	0-0
UTSA	1-0	1-0	0-0	0-0
Vanderbilt	0-2	0-0	0-2	0-0
Virginia	2-1	2-1	0-0	0-0
Wright State	1-0	1-0	0-0	0-0



Darwin Barney

## Postseason Results

1952

## Western Regional • Corvallis, Ore.

Date	Result	Opponent	WP	LP	Att.
6/6/52	W, 2-1	Fresno State	White	Bolger	3,200
6/7/52	W, 8-4	Fresno State	Wellman	Bishop	4,600

## College World Series • Omaha, Neb.

Date	Result	Opponent	WP	LP	Att.
6/12/52	L, 7-18	Duke	Lewis	Goedhard	
6/13/52	L, 1-10	Texas	Robertson	Wellman	

1962

## Western Regional • Santa Clara, Calif.

Date	Result	Opponent	WP	LP	Att.
	L, 1-8	Santa Clara			
	L, 5-7	Santa Clara			

1963

## Western Regional • Corvallis, Ore.

Date	Result	Opponent	WP	LP	Att.
	L, 5-6	USC			
	W, 8-6	USC			
	L, 5-7	USC			

1983

## Western Regional • Stanford, Calif.

Date	Result	Opponent	WP	LP	Att.
5/27/83	L, 0-14	Stanford	Myers	Reece	2,350
5/28/83	L, 3-7	UC-Santa Barbara	Fulmer	Anderson	450

1985

## Western Regional • Stanford, Calif.

Date	Result	Opponent	WP	LP	Att.
5/24/85	L, 3-17	Stanford	Ballard	Sipple	2,600
5/25/85	L, 1-6	Pepperdine	Dubar	Brundage	300

1986

## Midwest Regional • Stillwater, Okla.

Date	Result	Opponent	WP	LP	Att.
5/22/86	L, 3-4	Arkansas	Peters	Brundage	1,400
5/23/86	W, 7-1	Richmond	Sipple	Richardson	1,332
5/24/86	W, 1-0	Arkansas	Hulstrom	Parker	1,307
5/24/86	L, 7-10	Stanford	Wassenaar	Lambert	1,516

*All-Regional Team: David Brundage, OF*

2005

## Corvallis Regional • Corvallis, Ore.

Date	Result	Opponent	WP	LP	Att.
6/3/05	W, 4-3	Ohio State	Gunderson	Meister	2,612
6/4/05	W, 11-1	St. John's	Nickerson	Wladyka	2,609
6/5/05	W, 19-3	St. John's	Maxwell	Smith	2,532

*All-Regional Team: Mitch Canham (Most Outstanding Player), C; Jonah Nickerson, RHP; Andy Jenkins, 1B; Shea McFeely, 3B; Tyler Graham, OF; Jacoby Ellsbury, OF; Cole Gillespie, OF*

## Corvallis Super Regional • Corvallis, Ore.

Date	Result	Opponent	WP	LP	Att.
6/11/05	W, 10-4	USC	Buck	Kennedy	3,059
6/12/05	L, 8-9	USC	Koss	Gunderson	3,068
6/13/05	W, 10-8	USC	Kunz	Schlack	2,752

## College World Series • Omaha, Neb.

Date	Result	Opponent	WP	LP	Att.
6/18/05	L, 1-3	Tulane	Owings	Nickerson	20,345
6/20/05	L, 3-4	Baylor	Mandel	Gunderson	13,000

2006

## Corvallis Regional • Corvallis, Ore.

Date	Result	Opponent	WP	LP	Att.
6/2/06	W, 5-3	Wright State	Kunz	Smith	2,587
6/3/06	W, 11-3	Kansas	Nickerson	Land	2,957
6/4/06	W, 12-3	Hawaii	Stutes	Daly	2,783

*All-Regional Team: Chris Kunda (Most Outstanding Player), 2B; Jonah Nickerson, RHP; Darwin Barney, SS; Cole Gillespie, OF; Tyler Graham, OF*

## Corvallis Super Regional • Corvallis, Ore.

Date	Result	Opponent	WP	LP	Att.
6/10/06	W, 4-3	Stanford	Buck	Reynolds	3,173
6/11/06	W, 15-0	Stanford	Nickerson	Gallagher	3,194

## College World Series • Omaha, Neb.

Date	Result	Opponent	WP	LP	Att.
6/17/06	L, 1-11	Miami	Maine	Buck	25,417
6/19/06	W, 5-3	Georgia	Nickerson	Westphal	17,135
6/20/06	W, 8-1	Miami	Stutes	Gutierrez	26,241
6/21/06	W, 5-0	Rice	Turpen	Crow	30,335
6/22/06	W, 2-0	Rice	Nickerson	Degerman	19,161
6/24/06	L, 3-4	North Carolina	Hovis	Paterson	26,808
6/25/06	W, 11-7	North Carolina	Gunderson	Danford	25,046
6/26/06	W, 3-2	North Carolina	Buck	Bard	18,565

*All-CWS Team: Jonah Nickerson (Most Outstanding Player), RHP; Bill Rowe, 1B; Shea McFeely, 3B; Cole Gillespie, OF; Kevin Gunderson, LHP*

2007

## Charlottesville Regional • Charlottesville, Va.

Date	Result	Opponent	WP	LP	Att.
6/1/07	W, 5-1	Rutgers	Paterson	Healing	2,097
6/2/07	L, 4-7	Virginia	Lambert	Kunz	3,212
6/4/07	W, 5-2	Rutgers	Reyes	Giannini	1,984
6/4/07	W, 5-3	Virginia	Paterson	Schwimer	3,212
6/5/07	W, 7-3	Virginia	Kunz	Lambert	2,389

*All-Regional Team: Joe Paterson (Most Outstanding Player), LHP; Jordan Lennerton, 1B; Joey Wong, 2B; Darwin Barney, SS; Lonnie Lechelt, 3B; Chris Hopkins, OF*

## Corvallis Super Regional • Corvallis, Ore.

Date	Result	Opponent	WP	LP	Att.
6/10/07	W, 1-0	Michigan	Paterson	Putnam	3,284
6/11/07	W, 8-2	Michigan	Stutes	Wilson	3,178

## College World Series • Omaha, Neb.

Date	Result	Opponent	WP	LP	Att.
6/16/07	W, 3-2	CS-Fullerton	Reyes	Roemer	26,559
6/18/07	W, 12-6	Arizona State	Stutes	Flores	21,692
6/20/07	W, 7-1	UC-Irvine	Turpen	Bergman	29,921
6/23/07	W, 11-4	North Carolina	Reyes	White	26,887
6/24/07	W, 9-3	North Carolina	Stutes	Putkonen	25,012

*All-CWS Team: Jorge Reyes (Most Outstanding Player), RHP; Darwin Barney, SS; Mitch Canham, C; Mike Lissman, DH; Scott Santschi, OF; Joey Wong, 2B*

2009

## Fort Worth Regional • Fort Worth, Texas

Date	Result	Opponent	WP	LP	Att.
5/29/09	W, 9-8	Texas A&M	Gaviglio	Raley	2,822
5/30/09	L, 1-13	TCU	Winkler	Waldron	3,269
5/31/09	W, 13-5	Texas A&M	Reyes	Ehlert	2,496
5/31/09	L, 4-5	TCU	Marshall	Rhoderick	3,191

*All-Regional Team: Koa Kahalehoe, OF; Ryan Ortiz, C; Jorge Reyes, RHP; John Tommasini, 2B*

Postseason Results/Honors

2010

Gainesville Regional • Gainesville, Fla.

Date	Result	Opponent	WP	LP	Att.
6/4/10	W, 6-4	Florida Atlantic	Peavey	Gipson	1,117
6/5/10	L, 2-10	Florida	Panteliodis	Gaviglio	2,991
6/6/10	L, 7-11	Florida Atlantic	Adams	Waldron	1,340

All-Regional Team: Adalberto Santos, OF

2011

Corvallis Regional • Corvallis, Ore.

Date	Result	Opponent	WP	LP	Att.
6/3/11	W, 7-4	UALR	Schultz	Graziano	2,858
6/4/11	W, 5-1	Creighton	Gaviglio	Blach	3,103
6/5/11	W, 6-4	Georgia	Duke	Swegman	3,032

All-Regional Team: Sam Gaviglio (Most Outstanding Player), RHP; Andrew Susac, C; Parker Berberet, 1B; Carter Bell, 3B; Ryan Barnes, OF; Brian Stamps, OF; Garrett Nash, OF

Nashville Super Regional • Nashville, Tenn.

Date	Result	Opponent	WP	LP	Att.
6/10/11	L, 1-11	Vanderbilt	Gray	Gaviglio	3,349
6/11/11	L, 3-9	Vanderbilt	Clinard	Schultz	3,387

2012

Baton Rouge Regional • Baton Rouge, La.

Date	Result	Opponent	WP	LP	Att.
6/1/12	W, 2-1	Belmont	Bryant	Brookshire	10,041
6/2/12	L, 1-7	LSU	Gausman	Child	11,535
6/3/12	W, 11-2	La.-Monroe	Wetzler	Aulds	10,369
6/3/12	L, 5-6	LSU	Cotton	Davis	11,036

All-Regional Team: John Tommasini, 2B; Michael Conforto, OF; Ryan Barnes, OF; Joey Matthews, OF; Danny Hayes, DH

2013

Corvallis Regional • Corvallis, Ore.

Date	Result	Opponent	WP	LP	Att.
5/31/13	W, 5-4	UTSA	Engelbrekt	Sims	3,222
6/1/13	W, 3-2	UC Santa Barbara	Moore	Mahle	3,535
6/2/13	W, 6-1	Texas A&M	Wetzler	Jester	3,362

All-Regional Team: Dylan Davis (Most Outstanding Player), OF; Jake Rodriguez, C; Andy Peterson, 2B; Ryan Barnes, DH; Andrew Moore, RHP; Ben Wetzler, LHP

Corvallis Super Regional • Corvallis, Ore.

Date	Result	Opponent	WP	LP	Att.
6/8/13	L, 2-6	Kansas State	Matthys	Fry	3,574
6/9/13	W, 12-4	Kansas State	Moore	McFadden	3,602
6/10/13	W, 4-3	Kansas State	Wetzler	Matthys	3,564

All-Time Oregon State Postseason Honors

All-Regional Team (37)

Year	Player	Pos.	Location
1986	Dave Brundage	OF	Stillwater, Okla.
2005	Mitch Canham	C	Corvallis
2005	Jacoby Ellsbury	OF	Corvallis
2005	Cole Gillespie	OF	Corvallis
2005	Tyler Graham	OF	Corvallis
2005	Andy Jenkins	1B	Corvallis
2005	Shea McFeely	3B	Corvallis
2005	Jonah Nickerson	RHP	Corvallis
2006	Darwin Barney	SS	Corvallis
2006	Cole Gillespie	OF	Corvallis
2006	Tyler Graham	OF	Corvallis
2006	Chis Kunda	2B	Corvallis
2006	Jonah Nickerson	RHP	Corvallis
2007	Darwin Barney	SS	Charlottesville, Va.
2007	Chris Hopkins	OF	Charlottesville, Va.
2007	Lonnie Lechelt	3B	Charlottesville, Va.
2007	Jordan Lennerton	1B	Charlottesville, Va.
2007	Joe Paterson	LHP	Charlottesville, Va.
2007	Joey Wong	2B	Charlottesville, Va.
2009	Koa Kahalehoe	OF	Fort Worth, Texas
2009	Ryan Ortiz	C	Fort Worth, Texas
2009	Jorge Reyes	RHP	Fort Worth, Texas
2009	John Tommasini	2B	Fort Worth, Texas
2010	Adalberto Santos	OF	Gainesville, Fla.
2011	Ryan Barnes	OF	Corvallis
2011	Carter Bell	3B	Corvallis
2011	Parker Berberet	1B	Corvallis
2011	Sam Gaviglio	RHP	Corvallis
2011	Garrett Nash	OF	Corvallis
2011	Brian Stamps	OF	Corvallis
2011	Andrew Susac	C	Corvallis
2012	John Tommasini	2B	Baton Rouge
2012	Michael Conforto	OF	Baton Rouge
2012	Ryan Barnes	OF	Baton Rouge
2012	Joey Matthews	OF	Baton Rouge
2012	Danny Hayes	DH	Baton Rouge
2013	Jake Rodriguez	C	Corvallis
2013	Andy Peterson	2B	Corvallis
2013	Dylan Davis	OF	Corvallis
2013	Ryan Barnes	DH	Corvallis
2013	Andrew Moore	RHP	Corvallis
2013	Ben Wetzler	LHP	Corvallis

All-College World Series Team (11)

Year	Player	Pos.	Location (Omaha)
2006	Cole Gillespie	OF	Rosenblatt
2006	Kevin Gunderson	LHP	Rosenblatt
2006	Shea McFeely	3B	Rosenblatt
2006	Jonah Nickerson	RHP	Rosenblatt
2006	Bill Rowe	1B	Rosenblatt
2007	Darwin Barney	SS	Rosenblatt
2007	Mitch Canham	C	Rosenblatt
2007	Mike Lissman	OF	Rosenblatt
2007	Jorge Reyes	RHP	Rosenblatt
2007	Scott Santschi	OF	Rosenblatt
2007	Joey Wong	2B	Rosenblatt

Most Outstanding Players (7)

Year	Player	Pos.	Location
2005	Mitch Canham	C	Corvallis Regional
2006	Chis Kunda	2B	Corvallis Regional
2006	Jonah Nickerson	RHP	Omaha CWS
2007	Joe Paterson	LHP	Charlottesville Regional
2007	Jorge Reyes	RHP	Omaha CWS
2011	Sam Gaviglio	RHP	Corvallis Regional
2013	Dylan Davis	OF	Corvallis Regional



Adalberto Santos



## Postseason Superlatives

### Career Leaders

*Minimum 25 at bats, 10 Innings Pitched*

#### Offense

Batting Average	.459, Andy Jenkins (2005)
Games Played	33, Darwin Barney (2005-07)
	33, Mitch Canham (2005-07)
Games Started	33, Darwin Barney (2005-07)
At Bats	135, Darwin Barney (2005-07)
Runs Scored	33, Darwin Barney (2005-07)
Hits	40, Darwin Barney (2005-07)
Runs Batted In	26, Mitch Canham (2005-07)
Doubles	7, Mitch Canham (2005-07)
Triples	2, Andy Jenkins (2005)
	2, John Wallace (2005-06)
	2, Cole Gillespie (2005-06)
Home Runs	4, Jordan Lennerton (2007)
Walks	19, Darwin Barney (2005-07)
Strikeouts	28, Mitch Canham (2005-07)
Stolen Bases	8, Tyler Graham (2005-06)

#### Pitching

Earned Run Average	1.21, Joe Paterson (2006-07)
Wins	5, Jonah Nickerson (2005-06)
	5, Mike Stutes (2006-07)
Winning Percentage	1.000, Mike Stutes (2006-07)
Saves	6, Kevin Gunderson (2005-06)
Games Pitched	16, Eddie Kunz (2006-07)
Games Started	8, Jonah Nickerson (2005-06)
	8, Mike Stutes (2006-07)
Innings Pitched	58.0, Jonah Nickerson (2005-06)
Hits Allowed	49, Dallas Buck (2005-06)
Runs Allowed	26, Dallas Buck (2005-06)
Earned Runs Allowed	23, Dallas Buck (2005-06)
	23, Mike Stutes (2006-07)
Walks Allowed	24, Dallas Buck (2005-06)
Strikeouts	52, Jonah Nickerson (2005-06)

### Individual Postseason Leaders

*Minimum 15 at bats, 5 Innings Pitched*

#### Offense

Batting Average	.529 (9-17), Koa Kahalehoe (2009)
Games Played	13, seven players (2006)
Games Started	13, seven players (2006)
At Bats	54, Darwin Barney (2006)
Runs Scored	15, Bill Rowe (2006)
Hits	20, Tyler Graham (2006)
Runs Batted In	18, Bill Rowe (2006)
Doubles	5, Cole Gillespie (2006)
Triples	2, three times (2005, 2006, 2007)
Home Runs	4, Jordan Lennerton (2007)
Walks	10, Mike Lissman (2007)
Strikeouts	17, Lonnie Lechelt (2007)
Stolen Bases	6, Tyler Graham (2006)

#### Pitching

Earned Run Average	0.00, Ben Wetzler (2012)
Wins	4, Jonah Nickerson (2006)
Saves	5, Kevin Gunderson (2006)
Games Pitched	9, Joe Paterson (2007)
Games Started	5, Mike Stutes (2007), Jonah Nickerson (2006)
Innings Pitched	36.2, Jonah Nickerson (2006)
Hits Allowed	31, Dallas Buck (2006)
Runs Allowed	16, Dallas Buck (2006)
Earned Runs Allowed	16, Dallas Buck (2006)
Walks Allowed	17, Mike Stutes (2007)
Strikeouts	34, Jonah Nickerson (2006)

### Team Game Superlatives

#### Offense

At Bats	46, vs. Virginia (6/2/07)
Runs Scored	19, vs. St. John's (6/5/05)
Hits	22, vs. St. John's (6/5/05)
Runs Batted In	19, vs. St. John's (6/5/05)
Doubles	5, vs. Kansas (6/3/06)
Triples	2, vs. Miami (6/17/06)
Home Runs	3, vs. USC (6/12/05)
Total Bases	33, vs. St. John's (6/5/05)
Walks	10, vs. Michigan (6/11/07)
Strikeouts	14, vs. LSU (6/3/12)
Stolen Bases	4, two times, last vs. Michigan (6/11/07)

#### Pitching

Innings Pitched	13.0, vs. Virginia (6/2/07)
Runs Allowed	17, vs. Stanford (5/24/85)
Earned Runs Allowed	17, vs. Stanford (5/24/85)
Walks Allowed	9, two times, last vs. Miami (6/17/06)
Strikeouts	11, four times, last vs. Creighton (6/4/11)
Hits Allowed	18, vs. Stanford (5/24/85)

#### Fielding

Putouts	39, vs. Virginia (6/2/07)
Assists	19, two times, last vs. TCU (5/30/09)
Errors	4, six times, last vs. LSU (6/3/12)
Passed Balls	2, four times, last vs. Virginia (6/2/07)
Double Plays Turned	3, vs. TCU (5/30/09)

### Individual Game Superlatives

#### Offense

At Bats	6, 13 times, last by Ryan Ortiz vs. Texas A&M (5/31/09)
Runs Scored	4, Bill Rowe vs. Stanford (6/11/06)
Hits	5, three times, last vs. Koa Kahalehoe vs. Texas A&M (5/31/09)
Runs Batted In	6, Bill Rowe vs. Hawai'i (6/4/06)
Doubles	3, two times, last by Cole Gillespie vs. Kansas (6/3/06)
Triples	1, 15 times
Home Runs	2, three times, last by Chris Kunda vs. Kansas (6/3/06)
Total Bases	11, Andy Jenkins vs. USC (6/13/05)
Walks	2, 39 times
Strikeouts	3, 10 times
Stolen Bases	2, two times, last by A. Santos vs. Texas A&M (5/29/09)

#### Pitching

Innings Pitched	9.0, eight times
	last by Ben Wetzler vs. Texas A&M (6/2/13)
Runs Allowed	10, Sam Gaviglio vs. Vanderbilt (6/10/11)
Earned Runs Allowed	10, Sam Gaviglio vs. Vanderbilt (6/10/11)
Walks Allowed	7, two times
	last by Dave Brundage vs. Arkansas (5/22/86)
Strikeouts	11, Sam Gaviglio vs. Creighton (6/4/11)
Hits Allowed	10, two times,
	last by Jorge Reyes vs. Texas A&M (5/31/09)

### Complete Games By Oregon State Pitchers

6/2/13	Ben Wetzler vs. Texas A&M (win)
6/4/11	Sam Gaviglio vs. Creighton (win)
5/31/09	Jorge Reyes vs. Texas A&M (win)
6/4/05	Jonah Nickerson vs. St. John's (win)
5/24/86	Bryce Hulstrom vs. Arkansas (win)
5/22/86	Dave Brundage vs. Arkansas (loss)
5/25/85	Dave Brundage vs. Pepperdine (loss)
5/28/83	Scott Anderson vs. UC Santa Barbara (loss)

\* Statistical records date back to 1983 postseason